

Standard Serial to Fiber Optic Converters

Models BB-FOSTCDR, BB-FOSTCDR-INV

ADVANTECH

www.advantech.com



FEATURES

- Converts serial data signals to multi-mode fiber
- 2000V, 2-way isolation; EMI/RFI protection
- Data rate: up to 115.2 kbps
- Wide operating temperature: -40 to +80 °C
- DIN rail mount
- Modbus ASCII/RTU compatible
- 10-30 VDC power source required (not included, sold separately)
- Model BB-FOSTCDR-INV: inverted fiber state – fiber Off in idle state

The BB-FOSTCDRx line of fiber optic converters are suitable for standard industrial installations. These converters extend data communications up to 4 km (2.5 mi) and provide two-way optical isolation on the input and output lines.

Model BB-FOSTCDR industrial serial to multimode fiber optic converter, provides the most versatile connection possible between any asynchronous full or half-duplex serial equipment. In addition to direct point-to-point connectivity, it is capable operating in a multi-drop mode. This allows one serial device to communicate with up to 31 other devices around a fiber optic ring. Since the BB-FOSTCDR supports mixed serial standards, you can replace other converters and isolators and add the EMI/RFI immunity inherent to fiber optic communications.

An Automatic Send Data Control circuit controls the RS-422/485 driver chip, eliminating the requirement for special software. Easy to install and configure, it has an 8-position DIP switch to set up the RS-422/485 parameters and terminal blocks to connect serial signals and power. In RS-232 mode, it supports Transmit and Receive data. Handshaking signals are not passed through.

A 10-30 VDC external power source is required (power supply is not included, sold separately).

Model BB-FOSTCDR-INV features an “inverted fiber state” and is suitable for applications requiring the fiber optic light to be Off in the idle state.

ORDERING INFORMATION

MODEL NUMBER	SERIAL CONNECTOR	FIBER CONNECTOR	ISOLATION	INVERTED FIBER STATE *
BB-FOSTCDR	Terminal Block	Multi-mode ST	2,000 V	-
BB-FOSTCDR-INV	Terminal Block	Multi-mode ST	2,000 V	✓

* Inverted fiber state – fiber is Off in the idle state.

ACCESSORIES - sold separately

BB-MDR-10-24 - Power Supply, AC-DC, 10W, 24VDC, 0.42A, DIN Rail Mount

BB-SMI6-12-V-ST - Power Supply, 6W, 12VDC, 500mA, DIN Rail Mount

What is the difference between Model BB-FOSTCDR and Model BB-FOSTCDR-INV?

The BB-FOSTCDR keeps the light in the fiber turned On when no data is transmitted and the input signal is in the MARK state (idle). If light is lost or too low, the electrical signals go to the SPACE state. The input signal turns the light Off/On in step with the data. This model has an indicator for Transmit and Receive, if no light is received, the RD LED will come on, the RD output will be positive relative to GND (normally negative), and in RS-422 or RS-485 mode, no light will set the TD(A)- line high relative to TD(B)+. The usual voltage with light in the fiber and no signal sets the B line high relative to A (about 4.4 Volts DC no termination).

The BB-FOSTCDR-INV is the opposite. The fiber is Off in the idle state.

All product specifications are subject to change without notice.
BB-FOSTCDR, BB-FOSTCDR-INV_3020ds

ADVANTECH

Advantech B+B SmartWorx, 707 Dayton Road, PO Box 1040 Ottawa, IL 61350 USA 1 (800)346-3119/Toll Free | orders@advantech-bb.com | support@advantech-bb.com

Standard Serial to Fiber Optic Converters

Models BB-FOSTCDR, BB-FOSTCDR-INV

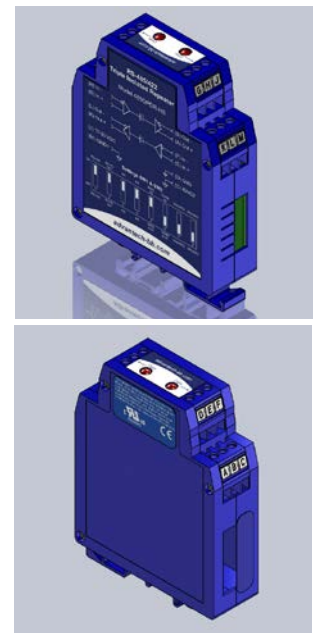
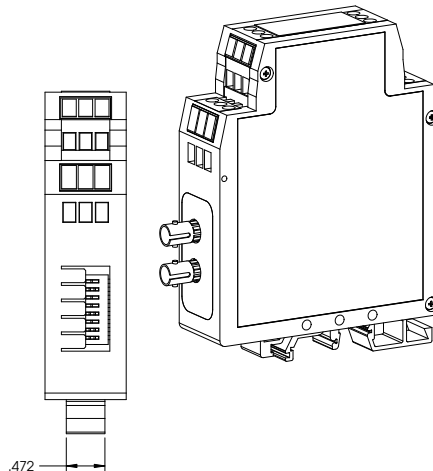
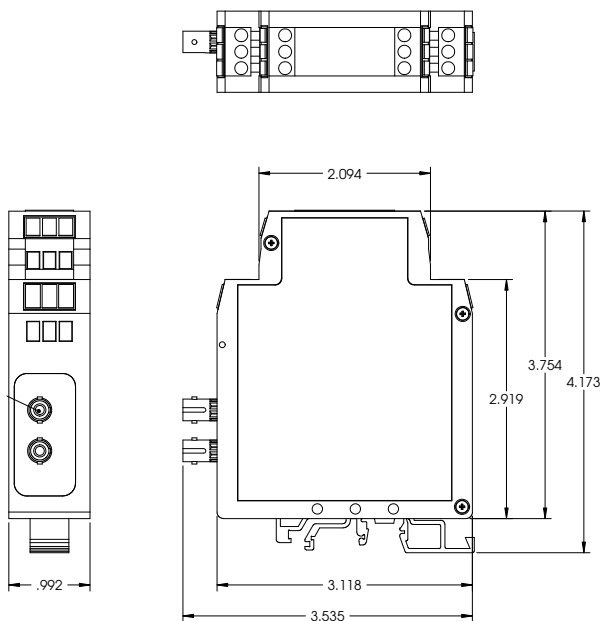


SPECIFICATIONS

SERIAL TECHNOLOGY	
Data Rate	RS-232: 115.2 Kbps maximum RS-422/485: 460.8 Kbps maximum
RS-232	
Connector	Terminal block (24 to 14 AWG)
RS-232	TD, RD, GND
RS-422/485	
Connector	Terminal block (24 to 14 AWG)
RS-485, 2-wire	Data A(-), Data B(+), GND
RS-422/485, 4-wire	TDA(-), TDB(+), RDA(-), RDB(+), GND
ISOLATION	
Rating	2KV RMS, 1 minute
Lines Protected	2-way (input, output lines)
Method	Optical
FIBER OPTIC TECHNOLOGY	
Type / Wavelength	Multi-mode / 820 nm
Output Power	(-) 17 to (-) 10 dBm
Receive Sensitivity	(-) 25.4 dBm to (-) 24 dBm
Cable	62.5/125 micro-meter
Connector	ST
Data Rate	9.6 to 115.2 kbps
Maximum Distance	4 km (2.5 mi)
Idle State	Transmitter light ON
POWER	
Source	External, required (power supply not included, sold separately)
Input Voltage	10 to 30 VDC
Consumption	1.7 Watts
Connector	Terminal block (24 to 14 AWG)

INDUSTRIAL BUS	
Modbus	ASCII / RTU
MECHANICAL	
LED Indicators	Serial TD, RD, Power
Dimensions	10.6 x 7.9 x 2.5 cm (4.3 x 2.3 x 0.95 in)
Enclosure	35mm DIN mount, plastic
Weight	182 gm (0.4 lb)
ENVIRONMENTAL	
Operating Temperature	-40 to +80 °C (-40 to +176 °F)
Storage Temperature	-40 to +85 °C (-40 to +185 °F)
Operating Humidity	0 to 95%, non-condensing
MEANTIME BETWEEN FAILURE (MTBF)	
MTBF	2187303 hours
Calculation Method	MIL 217F Parts Count Reliability Prediction
BB-FOSTCDR (only)	
cULus Recognized, File Number: E222870, UL508	
APPROVALS / DIRECTIVES / STANDARDS: BB-FOSTCDR & BB-FOSTCDR-INV	
FCC Part 15, CISPR, KCC	
CE - Directives	2014/30/EU – Electromagnetic Compatibility Directive 2011/65/EU – amended by (EU) 2015/863 Reduction of Hazardous Substances Directive (RoHS) 2012/19/EU – Waste Electrical and Electronic Equipment (WEEE)
CE - Standards	EN 55032 Class B – Electromagnetic compatibility of multimedia equipment – Emission requirements EN 55024 – Information technology equipment – Immunity requirements EN 61000-6-1 – Generic immunity standards for residential, commercial and light-industrial environments

MECHANICAL DIAGRAM - Model BB-FOSTCDR



X-ON Electronics

Largest Supplier of Electrical and Electronic Components

Click to view similar products for [Interface Modules](#) category:

Click to view products by [B&B Electronics](#) manufacturer:

Other Similar products are found below :

[IFD8520](#) [cPCI-3544](#) [422CON](#) [ATX6022/14GP7](#) [ATX6022/8](#) [AX93221-24/48](#) [FC6A-EXM2](#) [OPT8AP-AE](#) [96RMKVM-19V1C-A](#) [60016-011](#) [60016-014](#) [60006-008](#) [60011-075](#) [HPCI-14S12U](#) [cBP-3208](#) [cBP-3062A](#) [FAB205-6P5](#) [ATX6022/6](#) [60016-012](#) [96RMKVM-17V1C-A](#) [MOS-1120Y-0201E](#) [96RMLCD-17V1-A](#) [96RMKVM-17V8C-A](#) [60004-005](#) [60016-017](#) [60006-009](#) [60016-035](#) [60016-034](#) [60016-031](#) [60016-030](#) [60016-026](#) [60016-024](#) [60016-018](#) [60016-007](#) [60016-005](#) [60007-002](#) [60006-010](#) [AXX10GBTWLHW3](#) [382-BBEH](#) [555-BDCL](#) [K6CMISZBI52](#) [426451401-3](#) [60011-093](#) [MIC-3620/3-BE](#) [MPCIE-UART-KIT02-R20](#) [RSM232](#) [PCIE-1680-AE](#) [BB-FOSTCDRI](#) [73-544-002](#) [UC-313](#)