

The *N-TRON*® 716FX2 Industrial Ethernet switch combines outstanding performance and ease of use. It is ideally suited for connecting Ethernet enabled industrial and/or security equipment and is a fully managed switch.

## PRODUCT FEATURES

- Fourteen 10/100BaseTX RJ-45 Ports
- Two 100BaseFX Fiber ports, ST or SC style
- -40°C to 70°C Operating temperature
- ESD and Surge Protection Diodes on all Ports
- Auto Sensing 10/100BaseTX, Duplex, and MDIX
- Store-and-forward Technology
- Rugged DIN-Rail Enclosure
- Redundant Power Inputs (10-30VDC)
- Configurable Alarm Contact & Bi-Color Fault Status LED

## Fully Managed Features:

- SNMP v1, v2, v3 and Web Browser Management
- Detailed Ring Map and Fault Location Charting
- N-Ring™ Technology with ~30ms Healing
- N-View™ OPC Monitoring
- N-Link™ Redundant N-Ring Coupling
- Plug-and-play IGMP Support
- 802.1Q tag VLAN and Port VLAN
- 802.1p QoS and Port QoS
- EtherNet/IP™ CIP Messaging
- LLDP (Link Layer Discovery Protocol)
- Port Trunking
- Port Mirroring
- 802.1d, 802.1w, 802.1D RSTP
- DHCP Server, Option 82 relay, Option 61

## Management Features

The 716FX2 offers several management functions that can be easily configured using a web browser.

**IGMP Snooping** - Internet Group Management Protocol allows the 716FX2 switch to forward and filter multicast traffic intelligently.

**VLAN** - Virtual Local Area Network allows you to segment the switch in order to create two or more separate local area network domains.

**QoS** - Quality of Service provides prioritization of network traffic in order to provide better network service. QoS improves the latency of prioritized Ethernet packets required for ring management, real-time, and other interactive applications.

**Port Trunking** - Trunking (link aggregation) enables multiple physical ports to be linked together and function as one uplink to another *N-TRON* trunking capable switch configured in the same manner, thereby increasing the bandwidth between switches. This configuration can provide increased bandwidth and redundancy to applications requiring high levels of fault tolerant operation.

**Port Mirroring** - Allows the traffic on one port to be duplicated and sent to a designated mirror port. Port mirroring is used to monitor Ethernet traffic on the designated source port using the assigned mirror port.

**DHCP** - DHCP Server / Client automates the assignment of IP addresses. DHCP Option 82 assures that if a device on a specific port is replaced, the replacement receives the same IP address as the original device.



## Rapid Spanning Tree Protocol

RSTP allows the switch to be configured in a ring or mesh topology, and provides support for redundant path communications with high speed (rapid) healing.

## Remote Monitoring Options

For ease of configuration and monitoring, the 716FX2 offers web browser management and *N-View* OLE for Process Control (OPC) server software. The *N-TRON N-View* software can be combined with popular HMI software packages to add network traffic monitoring, trending, and alarming to any application using *N-TRON* switches. SNMP is also available for switch link and status monitoring. The alarm contact and status LED can be configured to respond to power failure on power input 1 or input 2, *N-Ring* Broken, Partial Break High, Partial Break Low, or if multiple Ring managers are detected.

## N-Ring Technology

*N-TRON's* 716FX2 Ring Manager using *N-TRON's* *N-Ring* technology offers expanded ring size capacity, detailed fault diagnostics, and a standard healing time of ~30ms. The 716FX2 ring manager periodically checks the health of the ring via packets. If the ring manager stops receiving these health check packets, it converts the ring to a linear topology within ~30ms. When all switches in the ring are *N-TRON* fully managed switches, a detailed ring map and fault location chart will also be provided on the ring manager's web browser and OPC server to identify the health status of the ring. *N-Link*™ allows the linking of two *N-Rings*. Up to 250 fully managed *N-TRON* switches can participate in *N-Ring* topologies.

## Industrial Packaging and Specifications

The 716FX2 is designed to operate in industrial environments. It is housed in a rugged steel DIN-Rail enclosure. It has extended industrial specifications and features to meet or exceed the operating parameters of the connected equipment. These include extended temperature ratings, extended shock and vibration specs, redundant power inputs, and high MTBF (greater than 2M hours).

## Ease of Use

The 10/100BaseTX ports are auto sensing and auto configuring. Each copper port is automatically negotiated for maximum speed and performance by default, but can also be hard coded through the user interface. A high speed processor allows wire speed capability on all 100BaseTX ports simultaneously.

Secure online  
ordering  
24/7/365 from

**B&B electronics**  
MANUFACTURING COMPANY

International Headquarters: 707 Dayton Road - PO Box 1040 - Ottawa, IL 61350 USA  
815-433-5100 Fax 815-433-5104 [www.bb-elec.com](http://www.bb-elec.com) [orders@bb-elec.com](mailto:orders@bb-elec.com) [support@bb-elec.com](mailto:support@bb-elec.com)

European Headquarters: Westlink Commercial Park - Oranmore Co. Galway - Ireland  
+353 91 792444 Fax +353 91 792445 [www.bb-europe.com](http://www.bb-europe.com) [orders@bb-europe.com](mailto:orders@bb-europe.com) [support@bb-europe.com](mailto:support@bb-europe.com)

## 716FX2 Industrial Ethernet Switch Ordering Information

716FX2-XX Fourteen 10/100BaseTX Ports, Two Multimode 100BaseFX Fiber Optic Ports  
716FXE2-XX-YY Fourteen 10/100BaseTX Ports, Two Singlemode 100BaseFX Fiber Optic Ports  
700-PM Panel Mount kit  
URMK Universal Rack Mount Kit  
NTPS-24-1.3 N-TRON Power Supply - (1.3 Amp @ 24VDC)

Where: XX = ST or SC  
E = Singlemode, and Blank Otherwise  
YY = 15, 40 or 80 for Singlemode, Blank for Multimode

## 716FX2 Specifications

### Switch Properties

Number of MAC Addresses: 8000  
Aging Time: Programmable  
Latency Typical: 2.6  $\mu$ s  
Switching Method: Store-and-Forward

### Case Dimensions

Height: 2.3" (5.8 cm)  
Width: 8.3" (21.0 cm)  
Depth: 4.8" (12.1 cm)  
Weight (max): 3.3 lbs (1.5 kg)  
DIN-Rail Mount: 35mm

### Electrical

Redundant Input Voltage: 10-30 VDC (Regulated)  
Input Current (max): 620mA max. @ 24VDC  
N-TRON Power Supply: NTPS-24-1.3 (1.3A@24V)

### Environmental

Operating Temperature: -40°C to 70°C  
Storage Temperature: -40°C to 85°C  
Operating Humidity: 5% to 95% (Non Condensing)  
Operating Altitude: 0 to 10,000 ft.

### Shock and Vibration (bulkhead mounted)

Shock: 200g @ 10ms  
Vibration/Seismic: 50g, 5-200Hz, Triaxial

### Reliability

MTBF: >2 Million Hours

### Network Media

10BaseT: >Cat3 Cable  
100BaseTX: >Cat5 Cable  
100BaseFX Multimode: 50-62.5/125 $\mu$ m  
100BaseFXE Singlemode: 7-10/125 $\mu$ m

### 100 Mb Fiber Transceiver Characteristics

Fiber Length	2km*	15km**	40km**	80km**
TX Power Min	-19dBm/-14dBm	-15dBm/-7dBm	-5dBm/0dBm	-5dBm/0dBm
RX Sensitivity Max	-32dBm	-34dBm	-34dBm	-34dBm
Wavelength	1310nm	1310nm	1310nm	1550nm

\* Multimode Fiber Optic Cable  
\*\* Singlemode Fiber Optic Cable

### Connectors

10/100BaseTX: Fourteen (14) RJ45 Copper Ports  
100BaseFX: Two (2) SC or ST Fiber Duplex Ports

### Recommended Wiring Clearance

Front: 4" (10.16 cm)  
Side: 1" (2.54 cm)

### Regulatory Approvals

FCC Title 47, Part 15, Subpart B - Class A; ICES-003 - Class A  
UL Listed (US and Canada) 1604; ANSI/ISA-12.12.01-2007  
Class I, Div 2, Groups A, B, C, D, and T4A

CE: EN61000-6-2:2001: EN61000-4-2, 3, 4, 5, 6

EN55011:1998+A1:1999+A2:2002-Class A

EN50155 for Railway applications

GOST-R Certified, RoHS Compliant

Designed to comply with:

IEEE 1613 for Electric Utility Substations

NEMA TS1/ TS2 for Traffic control

### Contact Information

Secure online  
ordering  
24/7/365 from

**B & B electronics**  
MANUFACTURING COMPANY

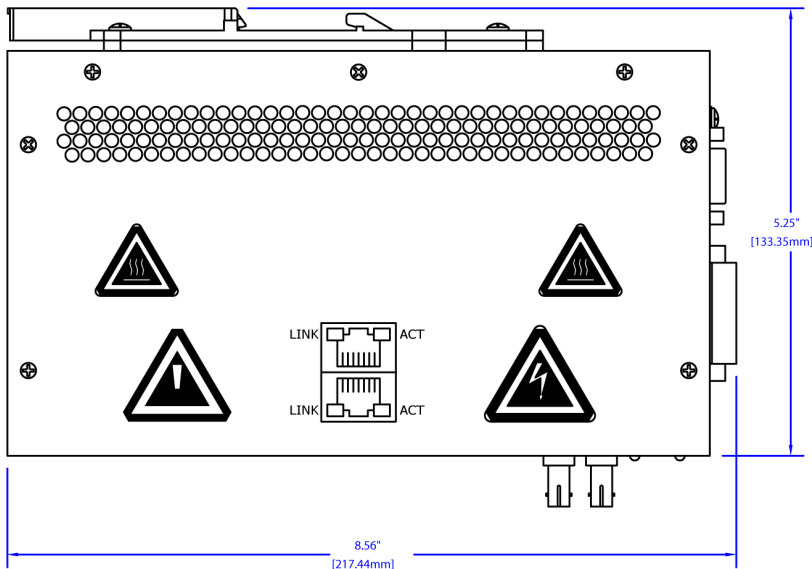
International Headquarters: 707 Dayton Road - PO Box 1040 - Ottawa, IL 61350 USA  
815-433-5100 Fax 815-433-5104 www.bb-elec.com orders@bb-elec.com support@bb-elec.com

European Headquarters: Westlink Commercial Park - Oranmore Co. Galway - Ireland  
+353 91 792444 Fax +353 91 792445 www.bb-europe.com orders@bb-europe.com support@bb-europe.com

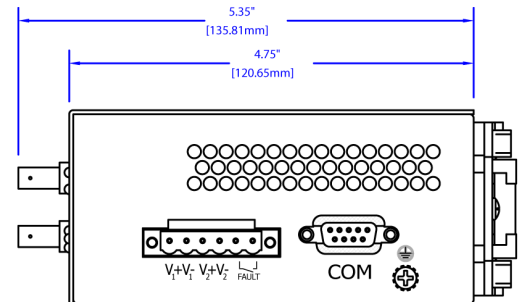
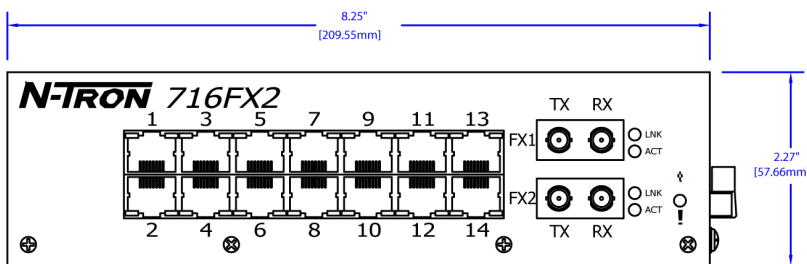
Website: [www.n-tron.com](http://www.n-tron.com)

Email: [N-TRON\\_info@n-tron.com](mailto:N-TRON_info@n-tron.com)

REV 090806



716FX2



## X-ON Electronics

Largest Supplier of Electrical and Electronic Components

*Click to view similar products for [Ethernet Modules](#) category:*

*Click to view products by [B+B SmartWorx](#) manufacturer:*

Other Similar products are found below :

[TDKEZW3](#) [V23993-USB1029A](#) [100-POE4](#) [I210T1BLK](#) [X520QDA1](#) [BCM84794A1KFSBG](#) [X520DA2OCP](#) [808-38157](#) [7506GX2](#) [TC](#)  
[EXTENDER 2001 ETH-2S](#) [105FX-SC-MDR](#) [110FX2-SC](#) [BCM54291B0IQLEG](#) [7000-P3201-P050150](#) [750-1415](#) [750-494](#) [750-495](#) [750-612](#)  
[750-613](#) [750-627](#) [750-643](#) [750-940](#) [753-440](#) [753-540](#) [753-650/003-000](#) [852-1322](#) [852-1328](#) [852-1812](#) [852-1813](#) [852-1816](#) [LANTICK PE-](#)  
[0-16](#) [LANTICK PE-16-0](#) [RBMTXLITE-L4X2.X.X.X.X.](#) [USR-TCP232-T2](#) [2017008](#) [EKI-7708E-4F-AE](#) [EKI-7708E-4FP-AE](#) [EKI-7708G-](#)  
[4FP-AE](#) [2352903-2](#) [753-620](#) [EGU-0702-SFP-T](#) [SW-125](#) [SW-525](#) [SW-725](#) [1005957](#) [1006191](#) [304TX-N](#) [WIZ107SR\\_TTL](#) [ES-320](#)  
[TDKEZW5](#)