

# AC-DC Power Supplies - 18W


Models: BB-SMi18-5-V-P5, BB-SMi18-12-V-P230-C1, BB-SMi18-12-V-ST

**B+B SMARTWORX**

Powered by

**ADVANTECH**

[www.advantech-bb.com](http://www.advantech-bb.com)



- + DOE Level VI, CEC, ErP Stage 2 Energy Efficiency
- + Universal Input Voltage Range – 90 to 264V AC
- + 12V DC, Up to 18 Watt Continuous Output Power
- + Interchangeable, International AC Input Blades (kit included)  
(North America, Europe, UK, Australia, China)
- + No Load Power Consumption, < 0.1W
- + Over-voltage, Over-current, Short Circuit Protections

## OVERVIEW

The BB-SMi18-x series is an 18 W wall plug-in AC-DC power supply with interchangeable AC blades. The series is designed to meet the latest US DoE Level VI efficiency standards in addition to the proposed and more stringent EU CoC Tier 2 requirements. Designed for global use, BB-SMi18-x adapters include plug options for North America, Europe, United Kingdom, Australia and China. This high efficiency power supply utilizes the latest in green power technology.

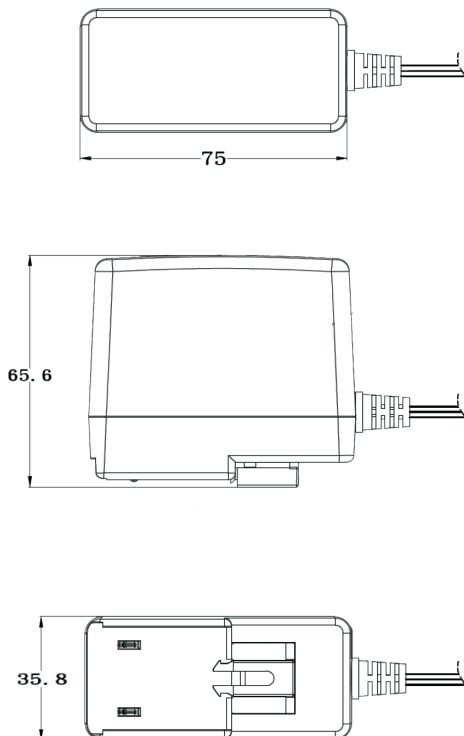
## ORDERING INFORMATION

MODEL NUMBER	OUTPUT VOLTAGE (V DC)	OUTPUT CURRENT (A, max)	OUTPUT POWER (W, max)	RIPPLE & NOISE <sup>1</sup> (mVp-p, max)	OUTPUT PLUG
BB-SMi18-5-V-P5	5	3	15	100	Standard DC Straight Plug
BB-SMi18-12-V-P230-C1	12	1.6	19.2	120	Jack
BB-SMi18-12-V-ST	12	1.6	19.2	120	Stripped & Tinned

1. At full load, nominal input, 20 MHz bandwidth oscilloscope, each output terminated with 0.1  $\mu$ F multi-layer ceramic and 10  $\mu$ F low ESR electrolytic capacitors.

## MECHANICAL DRAWING - POWER SUPPLY

Units = mm




## MECHANICAL DRAWING - AC INPUT BLADES

Units = mm

INTERCHANGEABLE BLADES					
BLADE DESIGNATOR	N	E	B	A	C
REGION	North America	Europe	UK	Australia	China
BLADE ACCESSORY	SMI-US-2	SMI-EU-2	SMI-UK-2	SMI-AU-2	SMI-CN-2
BLADE					

## MECHANICAL DRAWING - DC CORD

Units = mm




Model No.	Cable	Cord Length
BB-SMi18-5-V-P5	UL2468, 18 AWG	1,500 mm $\pm$ 30
BB-SMi18-12-V-P230-C1	UL2468, 20 AWG	1,500 mm $\pm$ 30
BB-SMi18-12-V-ST	UL2468, 20 AWG	1,500 mm $\pm$ 30

All product specifications are subject to change without notice.  
BB-SMi18-x\_PowerSupplies\_2417ds

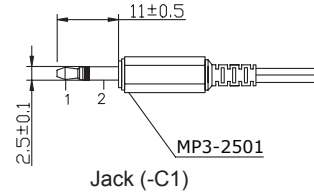
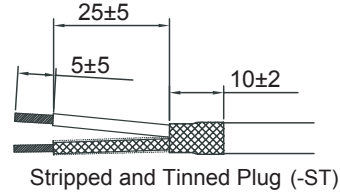
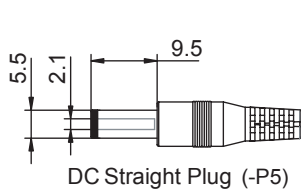
# AC-DC Power Supplies - 18W

Models: BB-SMi18-5-V-P5, BB-SMi18-12-V-P230-C1, BB-SMi18-12-V-ST



## MECHANICAL DRAWING - OUTPUT PLUGS

Units = mm



## SPECIFICATIONS

PARAMETER	CONDITIONS/DESCRIPTION	MINIMUM	TYPICAL	MAXIMUM	UNITS
<b>POWER - INPUT</b>					
Voltage	-	90	-	264	V AC
Frequency	-	47	-	63	Hz
Current	-	-	-	0.48	A
In-rush Current	At 100V AC, full load, 25 °C, cold start At 230V AC, full load, 25 °C, cold start	-	-	50 60	A A
Leakage Current	-	-	-	0.25	mA
No-load Power Consumption	At 230V AC	-	-	0.1	W
<b>POWER - OUTPUT</b>					
Regulation	5V DC output model All other models	-	+/- 6 +/- 5	-	% %
Hold-up Time	At full load	10	-	-	ms
<b>PROTECTIONS</b>					
Over-Voltage Protection	Output shut down 5V DC output model 12V DC output model	-	-	- 12 22	- V DC V DC
Over-Current Protection	Output shut down, auto recovery 5V DC output model 12V DC output model	-	-	7 5	A A
Short Circuit Protection	output shut down, auto recovery	-	-	-	-
<b>ENVIRONMENTAL</b>					
Operating Temperature	-	0	-	40	°C
Storage Temperature	-	-20	-	80	°C
Operating Humidity	Nn-condensing	20	-	80	%
Storage Humidity	Non-condensing	10	-	90	%
<b>MECHANICAL</b>					
Dimensions	75 x 35.8 x 65.6 mm	-	-	-	mm
Inlet Plug	Interchangeable blades (North America, Europe, United Kingdom, Australia, China)	-	-	-	-
Weight	W ithout blades	-	170	-	g
<b>SAFETY</b>					
Isolation Voltage	Input to output at 10 mA for 1 minute	-	3,000	-	V AC
Isolation Resistance	Input to output at 500V DC	10	-	-	MΩ
<b>APPROVALS / CERTIFICATIONS</b>					
Safety Approvals	UL/cUL, RCM, CCC, PSE	-	-	-	-
EMI/EMC	FCC Part 15B Class B, CE	-	-	-	-
MTBF	As per Telcordia SR-332, 25 °C	300,000	-	-	hours
RoHS	2011/65/EU	-	-	-	-

## X-ON Electronics

Largest Supplier of Electrical and Electronic Components

*Click to view similar products for [Wall Mount AC Adapters](#) category:*

*Click to view products by [B+B SmartWorx](#) manufacturer:*

Other Similar products are found below :

[ADP-163 E](#) [ADP-167 J](#) [ADP-168 K](#) [ADP-159 A](#) [ADP-165 G](#) [PSAC05A-050L6](#) [RLMDT361800](#) [DA10-050CH](#) [DA5-050US-B](#)  
[RLMDT701800](#) [WSU120-2000-R13](#) [WSU180-1330-13](#) [AC-DC ADAPTER 160W](#) [WSU120-2000-13](#) [WSU150-0800-13](#) [WSU075-3200-13](#)  
[WSU060-2000-R13](#) [WSU090-2500-13](#) [WSU050-2000-R13](#) [WSU240-1000-13](#) [WSU240-0500-R13](#) [WSU075-1500-13](#) [WSU050-3000-13](#)  
[WSU120-1500-13](#) [WSU120-1500-R13](#) [WSU045-1500-13](#) [WSU240-0750-13](#) [WSU090-2500-R13](#) [WSU240-1500-13](#) [WSU180-0660-13](#)  
[WSU075-1500-R13](#) [WSU090-1300-13](#) [WSU180-1330-R13](#) [BB-SMI1812VP230C1](#) [WSU050-1500-13](#) [WSU090-0800-13](#) [WSU120-0700-13](#)  
[WSU045-3000-13](#) [WSU180-0450-13](#) [WSU150-0560-R13](#) [WSU135-0880-13](#) [WSU120-3000-13](#) [WSU120-1000-R13](#) [WSU090-1300-R13](#)  
[WSU060-1250-R13](#) [WSU060-1250-13](#) [WSU045-2000-R13](#) [WSU045-1500-R13](#) [PSAC05A-050L6M](#) [392007-01](#)