

6 Port Gigabit Industrial PoE+ Ethernet switch with 2 SFP ports

ESWGP206-2SFP-T



PRODUCT FEATURES

- IEEE 802.3at/af PoE+ standard ports
- Up to 30 watts output per PoE+ port
- Smart PoE+ over current, over temp & short circuit protection
- -40° to 85°C operating temperature range
- Industrial IP30 rated DIN rail enclosure
- SFP slot for Gigabit Fiber
- Dual power inputs, 24 to 52 VDC
- Remote PD reset

The **ESWGP206-2SFP-T** is an Industrial PoE+ Ethernet switch that complies with IEEE 802.3at standards. It provides four PoE+ 10/100/1000Mbps copper ports supplying up to 30W of power to PD devices such as CCTV and WI-FI. Two 1000Mbps SFP ports are available to support gigabit fiber.

The ESWGP206-2SFP-T also provided remote PD reset function to help eliminate the cost of sending personal to site. Unmanaged and easy to install in a variety of Ethernet applications, it provides PoE+, dual power inputs, wide temperature and an SFP form factor. The ESWGP206-2SFP-T is designed to work in hard to reach and harsh environments.

Power over Ethernet PoE+ 802.3at provides 30W of power per port and is backwards compatible with 802.3.af devices. The switch detects and classifies a PD device before providing the required power to the PD device. PoE power simplifies the installation of PD devices by eliminating the need for additional cable and power supplies.

Dual Power Input: To reduce the risk of power failure, the ESWGP206-2SFP-T provides two 24 to 52 VDC power inputs. If the power fails, the switch will automatically use the secondary power input.

Flexible Mounting: The switch features a space saving IP30 metal enclosure that can be DIN or Panel mounted.

Small Form-factor Pluggable (SFP) Port: The SFP Port provides flexibility when planning a network. The slot can accept any MSA-compliant SFP module. Gigabit fiber types for SM,MM & SSF.

Wide Operating Temperature: With an operating temperature of -40 to 85°C (-40 to 185°F), this switch is suitable for use in some of the harshest industrial environments.

Remote PoE+ Reset: Dip switch selectable, the PoE+ reset works on fiber loss off signal on both slots. PoE+ reset is an advanced function that, when enabled, will force the PSE output power to reset when LINK state is lost on the SFP ports

Easy Troubleshooting: LED indicators allow you to quickly diagnose

ORDERING INFORMATION

MODEL NUMBER	DESCRIPTION
ESWGP206-2SFP-T	Industrial PoE+ Ethernet Switch (4 Copper, 2 SFP)

ACCESSORIES

808-38201 - IE-SFP/1250-ED, MM850-LC, 220/550m

808-38200 - IE-SFP/1250-ED, SM1310-LC, 20KM

808-38203 - IE-SFP-1250-ED, SM1310/PLUS-LC, 40KM

SDR-240-24 - DIN rail mount power supply 24VDC, 10A, 240W output power

6 Port Gigabit Industrial PoE+ Ethernet switch with 2 SFP ports

ESWGP206-2SFP-T

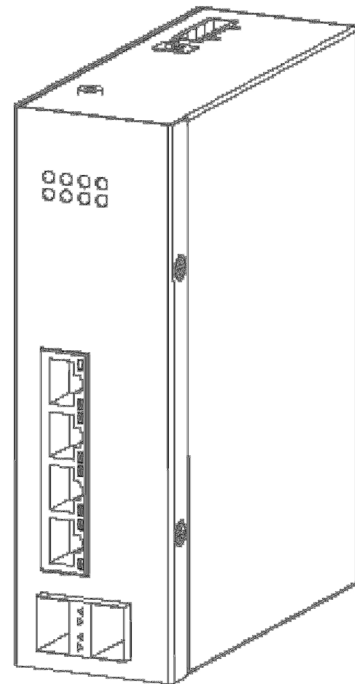
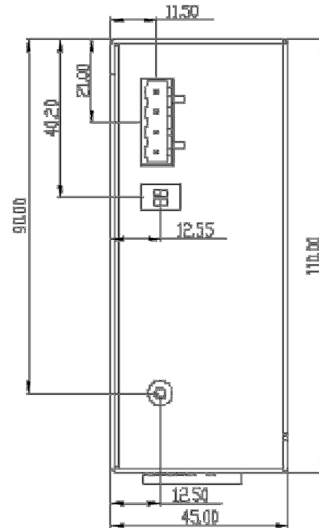
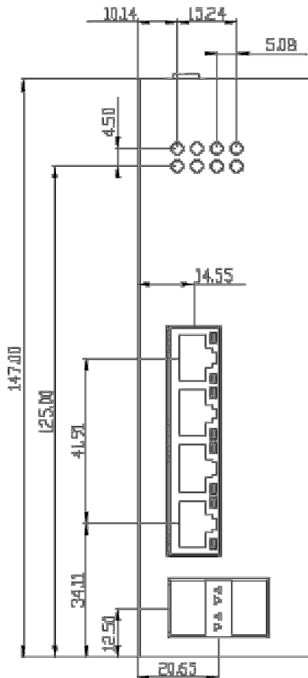


SPECIFICATIONS

TECHNOLOGY	
Standard	IEEE802.3, 802.3u, 802.3x, 802.3z, 802.3ab, 802.3af/at
Processing Type	Store and forward
Broadcast Storm	Disabled
Flow Control	Full Duplex Flow Control, Half Duplex Back Pressure Control
Protocols	CSMA/CD (Carrier Sense Multiple Access/Collision Detect)
SWITCH PROPERTIES	
MAC Table Size	4K
Packet Buffer Size	128K
Jumbo Frame Size	Supports up to 9720 bytes
INTERFACE	
RJ-45 Port	Auto-negotiation 10/100/1000Base-T, Full/Half Duplex, Auto-MDI/MDIX
Fiber Ports	SFP form factor for MSA-compliant Gigabit SFPs
PoE+ Pinout	V+, V+, V-, V-, for 1,2,3,6 Alternative A
LED Indicators	P1, P2, 10/100/1000Mbps, POE+ (1~4)
DIP Switch	DIP 1 - POE ON/OFF RESET DIP 2 - POE AUTO RESET

POWER REQUIREMENTS	
Input Voltage	25 to 52VDC redundant power inputs
Power Budget	130W
Input Connection	Standard 4-pin terminal block
PHYSICAL CHARACTERISTICS	
Case	Slim Metal Case, IP30 Design
Dimensions	4.5x14.5 x10.8cm (1.77 x 5.70 x 4.25in)
Installation	DIN Rail or Panel Mounting
ENVIRONMENT LIMITS	
Operating Temp	-40 to 85°C
Storage Temp	-40 to 85°C
Ambient Relative Humidity	5 to 95% (Non-condensing)
CERTIFICATIONS	
Safety	IEC/UL/EN60950-1
EMI	CE, FCC Part 15, EN55022: Class A CE EN61000-6-4 (Industrial) CE EN61000-4-2 (ESD) CE EN61000-4-3 (RS) CE EN61000-4-4 (EFT) CE EN61000-4-5 (Surge) CE EN61000-4-6 (CS) CE EN61000-4-8 CE EN61000-4-11 EN61000-6-2 (Industrial)
EMS	
Free Fall	IEC60068-2-32
Shock	IEC60068-2-27
Vibration	IEC60068-2-6
RoHS, REACH, WEEE	
WARRANTY	
Limited Lifetime	

MECHANICAL DIAGRAM



X-ON Electronics

Largest Supplier of Electrical and Electronic Components

Click to view similar products for [Ethernet Modules](#) category:

Click to view products by [B+B SmartWorx](#) manufacturer:

Other Similar products are found below :

[TDKEZW3](#) [V23993-USB1029A](#) [100-POE4](#) [I210T1BLK](#) [X520QDA1](#) [BCM84794A1KFSBG](#) [X520DA2OCP](#) [808-38157](#) [7506GX2](#) [TC](#)
[EXTENDER 2001 ETH-2S](#) [105FX-SC-MDR](#) [110FX2-SC](#) [BCM54291B0IQLEG](#) [7000-P3201-P050150](#) [750-1415](#) [750-494](#) [750-495](#) [750-612](#)
[750-613](#) [750-627](#) [750-643](#) [750-940](#) [753-440](#) [753-540](#) [753-650/003-000](#) [852-1322](#) [852-1328](#) [852-1812](#) [852-1813](#) [852-1816](#) [LANTICK PE-](#)
[0-16](#) [LANTICK PE-16-0](#) [RBMTXLITE-L4X2.X.X.X.X.](#) [USR-TCP232-T2](#) [2017008](#) [EKI-7708E-4F-AE](#) [EKI-7708E-4FP-AE](#) [EKI-7708G-](#)
[4FP-AE](#) [2352903-2](#) [753-620](#) [EGU-0702-SFP-T](#) [SW-125](#) [SW-525](#) [SW-725](#) [1005957](#) [1006191](#) [304TX-N](#) [WIZ107SR_TTL](#) [ES-320](#)
[TDKEZW5](#)