

MachFlex 350 SY Cables

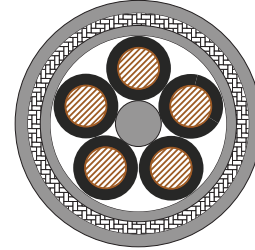
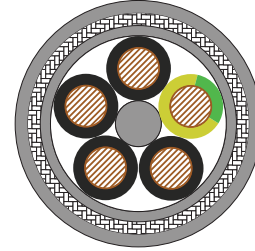
Galvanized Steel Wire Braid (GSWB) -
Excellent Mechanical Protection

Armored (SY) PVC Control Cables



Applications

Designed for applications which are installed in occasional flexing and fixed locations. Cable applications include precision control sensors, multi axis control machines, temperature controllers, control panels, machine cutting tools, auxiliary equipment, motor speed control, production machinery and many more.



General Reference Standards


- DIN VDE 0295, IEC 60228, BS6360
- DIN EN 50290-2-22, DIN VDE 0207-363-4-1
- DIN VDE 0482-332-1-2, DIN EN 60332-1-2, IEC 60332-1-2
- RoHS & REACH & CE Directives

Construction and Performance

1.	Conductor Material	Stranded bare copper (DIN VDE 0295 Class 5)
2.	Insulation Material & Color	Insulation Material & Colour PVC (polyvinyl chloride). A) All black color with number coding = without protective conductor. B) Black color with number coding plus 1 green & yellow = with protective conductor.
3.	Braid Shield Material	GSWB (Galvanized Steel Wire Braid)
4.	Jacket / Sheath Material	PVC (polyvinyl chloride)
5.	Flame Retardancy	VDE 0482-332-1-2, DIN EN 60332-1-2, IEC 60332-1-2
6.	Voltage Rating (Uo/U)	300 / 500 V
7.	Oil Resistant	DIN EN 50290-2-22 (TM54)
8.	Temperature Range	-30 °C TO +70 °C (Occasional movement) -40 °C TO +80 °C (Fixed installation)
9.	Bending Radius	20 x OD (Occasional movement) 6 x OD (Fixed installation)
10.	Other Properties	Good UV resistance, chemical resistance & flexibility

MachFlex 350 SY Armored (SY) PVC Control Cables

GALVANIZED STEEL WIRE BRAID SHIELD (GSWB) CABLE WITH (G) PROTECTIVE GROUND



- 1 = Conductor
- 2 = Insulation
- 3 = Inner Sheath
- 4 = Galvanized Steel Wire Braid Shield
- 5 = Outer Sheath

Conductor 0.50 mm²

No. of Cores	Nom. Overall Diameter (mm)	Copper Weight (kg/km)	EMEA Part Code	APAC Part Code
3	7.5	14.40	3GASY	3G0.5SY
4	8.0	19.20	4GASY	4G0.5SY
5	8.5	24.00	5GASY	5G0.5SY
7	9.1	33.60	7GASY	7G0.5SY
12	11.4	58.00	12GASY	12G0.5SY
20	13.9	96.70	20GASY	20G0.5SY

Conductor 0.75 mm²

No. of Cores	Nom. Overall Diameter (mm)	Copper Weight (kg/km)	EMEA Part Code	APAC Part Code
3	8.0	21.60	3GBSY	3G0.75SY
4	8.6	28.80	4GBSY	4G0.75SY
5	9.2	36.00	5GBSY	5G0.75SY
7	9.9	50.00	7GBSY	7G0.75SY
12	12.4	86.00	12GBSY	12G0.75SY
20	15.2	143.30	20GBSY	20G0.75SY

Conductor 1.00 mm²

No. of Cores	Nom. Overall Diameter (mm)	Copper Weight (kg/km)	EMEA Part Code	APAC Part Code
3	8.4	28.80	3GCSY	3G1.0SY
4	9.1	38.40	4GCSY	4G1.0SY
5	9.8	48.00	5GCSY	5G1.0SY
7	10.5	67.00	7GCSY	7G1.0SY
12	13.3	115.00	12GCSY	12G1.0SY
20	16.3	192.00	20GCSY	20G1.0SY

Conductor 1.50 mm²

No. of Cores	Nom. Overall Diameter (mm)	Copper Weight (kg/km)	EMEA Part Code	APAC Part Code
3	9.0	43.00	3GDSY	3G1.5SY
4	9.7	58.00	4GDSY	4G1.5SY
5	10.5	72.00	5GDSY	5G1.5SY
7	11.3	101.00	7GDSY	7G1.5SY
12	14.6	173.00	12GDSY	12G1.5SY
20	17.7	288.30	20GDSY	20G1.5SY

Conductor 2.50 mm²

No. of Cores	Nom. Overall Diameter (mm)	Copper Weight (kg/km)	EMEA Part Code	APAC Part Code
3	11.0	72.00	3GESY	3G2.5SY
4	11.9	96.00	4GESY	4G2.5SY
5	12.9	120.00	5GESY	5G2.5SY
7	14.2	168.00	7GESY	7G2.5SY
12	18.4	288.00	12GESY	12G2.5SY
20	22.6	480.00	20GESY	20G2.5SY

Conductor 4.00 mm²

No. of Cores	Nom. Overall Diameter (mm)	Copper Weight (kg/km)	EMEA Part Code	APAC Part Code
3	12.6	115.00	3GFSY	3G4SY
4	13.9	154.00	4GFSY	4G4SY
5	15.1	192.00	5GFSY	5G4SY
7	16.4	269.00	7GFSY	7G4SY
9	19.9	345.90	9GFSY	9G4SY
12	21.5	461.00	12GFSY	12G4SY

Conductor 6.00 mm²

No. of Cores	Nom. Overall Diameter (mm)	Copper Weight (kg/km)	EMEA Part Code	APAC Part Code
3	14.9	172.80	3GGSY	3G6SY
4	16.2	230.00	4GGSY	4G6SY
5	17.7	288.00	5GGSY	5G6SY
7	19.3	403.00	7GGSY	7G6SY
9	23.5	518.10	9GGSY	9G6SY

Conductor 10.00 mm²

No. of Cores	Nom. Overall Diameter (mm)	Copper Weight (kg/km)	EMEA Part Code	APAC Part Code
3	18.0	288.00	3GHSY	3G10SY
4	19.8	384.00	4GHSY	4G10SY
5	21.7	480.00	5GHSY	5G10SY
7	23.7	672.00	7GHSY	7G10SY
9	29.1	864.00	9GHSY	9G10SY

Conductor 16.00 mm²

No. of Cores	Nom. Overall Diameter (mm)	Copper Weight (kg/km)	EMEA Part Code	APAC Part Code
3	21.4	460.50	3GISY	3G16SY
4	23.6	614.00	4GISY	4G16SY
5	26.1	768.00	5GISY	5G16SY
7	28.4	1,075.00	7GISY	7G16SY


Conductor 25.00 mm²

No. of Cores	Nom. Overall Diameter (mm)	Copper Weight (kg/km)	EMEA Part Code	APAC Part Code
3	25.9	720.00	3GJSY	3G25SY
4	28.6	960.00	4GJSY	4G25SY
5	31.2	1,200.00	5GJSY	5G25SY
7	33.9	1,680.00	7GJSY	7G25SY

- Putup length & tolerance of the cables will vary depending on the construction of the cable
- MOQ will vary depending on the construction of the cable & provided at the time of quotation
- Cable requested outside the above design criteria can be reviewed and quoted

MachFlex 350 SY Armored (SY) PVC Control Cables

GALVANIZED STEEL WIRE BRAID SHIELD (GSWB) CABLE WITHOUT (G) PROTECTIVE GROUND



- 1 = Conductor
- 2 = Insulation
- 3 = Inner Sheath
- 4 = Galvanized Steel Wire Braid Shield
- 5 = Outer Sheath

Conductor 0.50 mm²

No. of Cores	Nom. Overall Diameter (mm)	Copper Weight (kg/km)	EMEA Part Code	APAC Part Code
3	7.5	14.40	3XASY	3X0.5SY
4	8.0	19.20	4XASY	4X0.5SY
5	8.5	24.00	5XASY	5X0.5SY
7	9.1	33.60	7XASY	7X0.5SY
12	11.4	58.00	12XASY	12X0.5SY
20	13.9	96.70	20XASY	20X0.5SY

Conductor 1.00 mm²

No. of Cores	Nom. Overall Diameter (mm)	Copper Weight (kg/km)	EMEA Part Code	APAC Part Code
3	8.4	28.80	3XCSY	3X1.0SY
4	9.1	38.40	4XCSY	4X1.0SY
5	9.8	48.00	5XCSY	5X1.0SY
7	10.5	67.00	7XCSY	7X1.0SY
12	13.3	115.00	12XCSY	12X1.0SY
20	16.3	192.00	20XCSY	20X1.0SY

Conductor 2.50 mm²

No. of Cores	Nom. Overall Diameter (mm)	Copper Weight (kg/km)	EMEA Part Code	APAC Part Code
3	11.0	72.00	3XESY	3X2.5SY
4	11.9	96.00	4XESY	4X2.5SY
5	12.9	120.00	5XESY	5X2.5SY
7	14.2	168.00	7XESY	7X2.5SY
12	18.4	288.00	12XESY	12X2.5SY
20	22.6	480.00	20XESY	20X2.5SY

Conductor 6.00 mm²

No. of Cores	Nom. Overall Diameter (mm)	Copper Weight (kg/km)	EMEA Part Code	APAC Part Code
3	14.9	172.80	3XGSY	3X6SY
4	16.2	230.00	4XGSY	4X6SY
5	17.7	288.00	5XGSY	5X6SY
7	19.3	403.00	7XGSY	7X6SY
9	23.5	518.10	9XGSY	9X6SY

Conductor 16.00 mm²

No. of Cores	Nom. Overall Diameter (mm)	Copper Weight (kg/km)	EMEA Part Code	APAC Part Code
3	21.4	460.50	3XISY	3X16SY
4	23.6	614.00	4XISY	4X16SY
5	26.1	768.00	5XISY	5X16SY
7	28.4	1,075.00	7XISY	7X16SY

Conductor 0.75 mm²

No. of Cores	Nom. Overall Diameter (mm)	Copper Weight (kg/km)	EMEA Part Code	APAC Part Code
3	8.0	21.60	3XBSY	3X0.75SY
4	8.6	28.80	4XBSY	4X0.75SY
5	9.2	36.00	5XBSY	5X0.75SY
7	9.9	50.00	7XBSY	7X0.75SY
12	12.4	86.00	12XBSY	12X0.75SY
20	15.2	143.30	20XBSY	20X0.75SY

Conductor 1.50 mm²

No. of Cores	Nom. Overall Diameter (mm)	Copper Weight (kg/km)	EMEA Part Code	APAC Part Code
3	9.0	43.00	3XDSY	3X1.5SY
4	9.7	58.00	4XDSY	4X1.5SY
5	10.5	72.00	5XDSY	5X1.5SY
7	11.3	101.00	7XDSY	7X1.5SY
12	14.6	173.00	12XDSY	12X1.5SY
20	17.7	288.30	20XDSY	20X1.5SY

Conductor 4.00 mm²

No. of Cores	Nom. Overall Diameter (mm)	Copper Weight (kg/km)	EMEA Part Code	APAC Part Code
3	12.6	115.00	3XFSY	3X4SY
4	13.9	154.00	4XFSY	4X4SY
5	15.1	192.00	5XFSY	5X4SY
7	16.4	269.00	7XFSY	7X4SY
9	19.9	345.90	9XFSY	9X4SY
12	21.5	461.00	12XFSY	12X4SY

Conductor 10.00 mm²

No. of Cores	Nom. Overall Diameter (mm)	Copper Weight (kg/km)	EMEA Part Code	APAC Part Code
3	18.0	288.00	3XHSY	3X10SY
4	19.8	384.00	4XHSY	4X10SY
5	21.7	480.00	5XHSY	5X10SY
7	23.7	672.00	7XHSY	7X10SY
9	29.1	864.00	9XHSY	9X10SY

Conductor 25.00 mm²

No. of Cores	Nom. Overall Diameter (mm)	Copper Weight (kg/km)	EMEA Part Code	APAC Part Code
3	25.9	720.00	3XJSY	3X25SY
4	28.6	960.00	4XJSY	4X25SY
5	31.2	1,200.00	5XJSY	5X25SY
7	33.9	1,680.00	7XJSY	7X25SY

- Putup length & tolerance of the cables will vary depending on the construction of the cable
- MOQ will vary depending on the construction of the cable & provided at the time of quotation
- Cable requested outside the above design criteria can be reviewed and quoted

X-ON Electronics

Largest Supplier of Electrical and Electronic Components

Click to view similar products for [Belden manufacturer](#):

Other Similar products are found below :

[8916-DK-BLU-100](#) [8916-YEL-500](#) [8917 1891000](#) [8917-BLK-100](#) [8917-GRN/YEL-100](#) [8918-007-1000](#) [8918-GRY-1000](#) [8918-VIO-1000](#)
[8919 0101000](#) [8919 013100](#) [8919-DK-BLU-100](#) [8920 002100](#) [8920-BRN-1000](#) [7918A-BLK-1000](#) [7923A-010-2000](#) [8105-060-1000](#) [8105-CHR-1000](#) [8108-060-1000](#) [8108-CHR-100](#) [8132-CHR-1000](#) [8162-060-1000](#) [8162-CHR-1000](#) [8164-CHR-100](#) [8205-CHR-1000](#) [8208 060100](#)
[8212-BLK-U500](#) [8214-010-1000](#) [8216 010100](#) [8237-BLK-500](#) [8241-006-U1000](#) [8262-BLK-1000](#) [8263-BLK-1000](#) [8281-003-1000](#) [8281 010500](#) [83002-DK-GRN-100](#) [83002-LT-BLU-100](#) [83007 003100](#) [83007 0081000](#) [83007-ORG-100](#) [83008 0091000](#) [83008-WHT-1000](#)
[83009 001100](#) [83009 003100](#) [83023-BRN-100](#) [83023-DK-GRN-100](#) [83026 008100](#) [83027 005100](#) [83027-RED-100](#) [83029 0021000](#) [83029-GRN-100](#)