

## MachFlex 375 SY Cables

Galvanized Steel Wire Braid (GSWB) -  
Excellent Mechanical Protection

## Armored (SY) PVC Control Cables

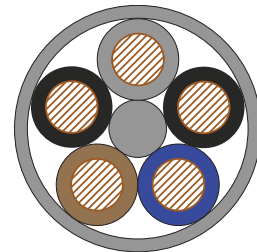
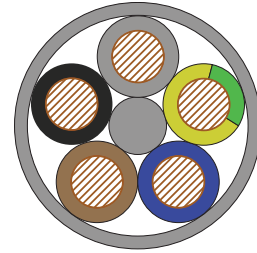


### Applications

Designed for applications which are installed in occasional flexing and fixed locations. Cable applications include precision control sensors, multi axis control machines, temperature controllers, control panels, machine cutting tools, auxiliary equipment, motor speed control, production machinery and many more.

### General Reference Standards

- DIN VDE 0295, IEC 60228, BS6360
- DIN EN 50290-2-22, DIN VDE 0207-363-4-1
- IEC 60227-5, VDE 0281
- DIN VDE 0482-332-1-2, DIN EN 60332-1-2, IEC 60332-1-2
- RoHS & REACH Directives




### Construction and Performance

1.	<b>Conductor Material</b>	Stranded bare copper (DIN VDE 0295 Class 5)
2.	<b>Insulation Material &amp; Color</b>	PVC (polyvinyl chloride). A) Up to 5 cores: color-coded. From 6 cores: Belden MachFlex Color code. B) G = with GN-YE protective conductor; X = without protective conductor.
3.	<b>Braid Shield Material</b>	GSWB (Galvanized Steel Wire Braid)
4.	<b>Jacket / Sheath Material</b>	PVC (polyvinyl chloride)
5.	<b>Flame Retardancy</b>	VDE 0482-332-1-2, DIN EN 60332-1-2, IEC 60332-1-2
6.	<b>Voltage Rating (Uo/U)</b>	Up to 1.5 mm <sup>2</sup> : 300 / 500 V From 2.5 mm <sup>2</sup> : 450 / 750 V
7.	<b>Oil Resistant</b>	DIN EN 50290-2-22 (TM54)
8.	<b>Temperature Range</b>	-5 °C TO +70 °C (Occasional movement) -40 °C TO +80 °C (Fixed installation)
9.	<b>Bending Radius</b>	20 x OD (Occasional movement) 6 x OD (Fixed installation)
10.	<b>Other Properties</b>	Good UV resistance, chemical resistance & flexibility

## MachFlex 375 SY Armored (SY) PVC Control Cables

GALVANIZED STEEL WIRE BRAID SHIELD (GSWB) CABLE WITH (G) PROTECTIVE GROUND



- 1 = Conductor
- 2 = Insulation
- 3 = Inner Sheath
- 4 = Galvanized Steel Wire Braid Shield
- 5 = Outer Sheath

### Conductor 0.50 mm<sup>2</sup>

No. of Cores	Nom. Overall Diameter (mm)	Copper Weight (kg/km)	EMEA Part Code	APAC Part Code
3	7.7	14.40	C3GASY	C3G0.5SY
4	8.3	19.20	C4GASY	C4G0.5SY
5	8.8	24.00	C5GASY	C5G0.5SY
7	9.5	33.60	C7GASY	C7G0.5SY
12	11.9	58.00	C12GASY	C12G0.5SY
20	14.5	96.70	C20GASY	C20G0.5SY

### Conductor 1.00 mm<sup>2</sup>

No. of Cores	Nom. Overall Diameter (mm)	Copper Weight (kg/km)	EMEA Part Code	APAC Part Code
3	8.7	28.80	C3GCSY	C3G1.0SY
4	9.4	38.40	C4GCSY	C4G1.0SY
5	10.1	48.00	C5GCSY	C5G1.0SY
7	10.8	67.00	C7GCSY	C7G1.0SY
12	14.0	115.00	C12GCSY	C12G1.0SY
20	16.9	192.00	C20GCSY	C20G1.0SY

### Conductor 2.50 mm<sup>2</sup>

No. of Cores	Nom. Overall Diameter (mm)	Copper Weight (kg/km)	EMEA Part Code	APAC Part Code
3	12.6	72.00	C3GESY	C3G2.5SY
4	13.9	96.00	C4GESY	C4G2.5SY
5	15.1	120.00	C5GESY	C5G2.5SY
7	16.4	168.00	C7GESY	C7G2.5SY
9	19.9	216.00	C9GESY	C9G2.5SY
12	21.4	288.00	C12GESY	C12G2.5SY

### Conductor 6.00 mm<sup>2</sup>

No. of Cores	Nom. Overall Diameter (mm)	Copper Weight (kg/km)	EMEA Part Code	APAC Part Code
3	15.9	172.80	C3GGSY	C3G6SY
4	17.4	230.00	C4GGSY	C4G6SY
5	19.0	288.00	C5GGSY	C5G6SY
7	20.7	403.00	C7GGSY	C7G6SY
9	25.4	518.10	C9GGSY	C9G6SY

### Conductor 16.00 mm<sup>2</sup>

No. of Cores	Nom. Overall Diameter (mm)	Copper Weight (kg/km)	EMEA Part Code	APAC Part Code
3	23.0	460.50	C3GISY	C3G16SY
4	25.3	614.00	C4GISY	C4G16SY
5	27.9	768.00	C5GISY	C5G16SY

### Conductor 0.75 mm<sup>2</sup>

No. of Cores	Nom. Overall Diameter (mm)	Copper Weight (kg/km)	EMEA Part Code	APAC Part Code
3	8.3	21.60	C3GBSY	C3G0.75SY
4	8.9	28.80	C4GBSY	C4G0.75SY
5	9.5	36.00	C5GBSY	C5G0.75SY
7	10.2	50.00	C7GBSY	C7G0.75SY
12	12.9	86.00	C12GBSY	C12G0.75SY
20	15.9	143.30	C20GBSY	C20G0.75SY

### Conductor 1.50 mm<sup>2</sup>

No. of Cores	Nom. Overall Diameter (mm)	Copper Weight (kg/km)	EMEA Part Code	APAC Part Code
3	9.3	43.00	C3GDSY	C3G1.5SY
4	10.0	58.00	C4GDSY	C4G1.5SY
5	10.8	72.00	C5GDSY	C5G1.5SY
7	11.6	101.00	C7GDSY	C7G1.5SY
12	15.1	173.00	C12GDSY	C12G1.5SY
20	18.4	288.30	C20GDSY	C20G1.5SY

### Conductor 4.00 mm<sup>2</sup>

No. of Cores	Nom. Overall Diameter (mm)	Copper Weight (kg/km)	EMEA Part Code	APAC Part Code
3	14.4	115.00	C3GFSY	C3G4SY
4	15.7	154.00	C4GFSY	C4G4SY
5	17.1	192.00	C5GFSY	C5G4SY
7	18.6	269.00	C7GFSY	C7G4SY
9	22.7	345.90	C9GFSY	C9G4SY
12	24.5	461.00	C12GFSY	C12G4SY

### Conductor 10.00 mm<sup>2</sup>

No. of Cores	Nom. Overall Diameter (mm)	Copper Weight (kg/km)	EMEA Part Code	APAC Part Code
3	18.6	288.00	C3GHSY	C3G10SY
4	20.4	384.00	C4GHSY	C4G10SY
5	22.3	480.00	C5GHSY	C5G10SY
7	24.4	672.00	C7GHSY	C7G10SY
9	30.0	864.00	C9GHSY	C9G10SY


### Conductor 25.00 mm<sup>2</sup>

No. of Cores	Nom. Overall Diameter (mm)	Copper Weight (kg/km)	EMEA Part Code	APAC Part Code
3	25.9	720.00	C3GJSY	C3G25SY
4	28.6	960.00	C4GJSY	C4G25SY
5	31.2	1,200.00	C5GJSY	C5G25SY

- Putup length & tolerance of the cables will vary depending on the construction of the cable
- MOQ will vary depending on the construction of the cable & provided at the time of quotation
- Cable requested outside the above design criteria can be reviewed and quoted

## MachFlex 375 SY Armored (SY) PVC Control Cables

GALVANIZED STEEL WIRE BRAID SHIELD (GSWB) CABLE WITHOUT(G) PROTECTIVE GROUND



- 1 = Conductor
- 2 = Insulation
- 3 = Inner Sheath
- 4 = Galvanized Steel Wire Braid Shield
- 5 = Outer Sheath

### Conductor 0.50 mm<sup>2</sup>

No. of Cores	Nom. Overall Diameter (mm)	Copper Weight (kg/km)	EMEA Part Code	APAC Part Code
3	7.7	14.40	C3XASY	C3X0.5SY
4	8.3	19.20	C4XASY	C4X0.5SY
5	8.8	24.00	C5XASY	C5X0.5SY
7	9.5	33.60	C7XASY	C7X0.5SY
12	11.9	58.00	C12XASY	C12X0.5SY
20	14.5	96.70	C20XASY	C20X0.5SY

### Conductor 1.00 mm<sup>2</sup>

No. of Cores	Nom. Overall Diameter (mm)	Copper Weight (kg/km)	EMEA Part Code	APAC Part Code
3	8.7	28.80	C3XCSY	C3X1.0SY
4	9.4	38.40	C4XCSY	C4X1.0SY
5	10.1	48.00	C5XCSY	C5X1.0SY
7	10.8	67.00	C7XCSY	C7X1.0SY
12	14.0	115.00	C12XCSY	C12X1.0SY
20	16.9	192.00	C20XCSY	C20X1.0SY

### Conductor 2.50 mm<sup>2</sup>

No. of Cores	Nom. Overall Diameter (mm)	Copper Weight (kg/km)	EMEA Part Code	APAC Part Code
3	12.6	72.00	C3XESY	C3X2.5SY
4	13.9	96.00	C4XESY	C4X2.5SY
5	15.1	120.00	C5XESY	C5X2.5SY
7	16.4	168.00	C7XESY	C7X2.5SY
9	19.9	216.00	C9XESY	C9X2.5SY
12	21.4	288.00	C12XESY	C12X2.5SY

### Conductor 6.00 mm<sup>2</sup>

No. of Cores	Nom. Overall Diameter (mm)	Copper Weight (kg/km)	EMEA Part Code	APAC Part Code
3	15.9	172.80	C3XGSY	C3X6SY
4	17.4	230.00	C4XGSY	C4X6SY
5	19.0	288.00	C5XGSY	C5X6SY
7	20.7	403.00	C7XGSY	C7X6SY
9	25.4	518.10	C9XGSY	C9X6SY

### Conductor 16.00 mm<sup>2</sup>

No. of Cores	Nom. Overall Diameter (mm)	Copper Weight (kg/km)	EMEA Part Code	APAC Part Code
3	23.0	460.50	C3XISY	C3X16SY
4	25.3	614.00	C4XISY	C4X16SY
5	27.9	768.00	C5XISY	C5X16SY

### Conductor 0.75 mm<sup>2</sup>

No. of Cores	Nom. Overall Diameter (mm)	Copper Weight (kg/km)	EMEA Part Code	APAC Part Code
3	8.3	21.60	C3XBSY	C3X0.75SY
4	8.9	28.80	C4XBSY	C4X0.75SY
5	9.5	36.00	C5XBSY	C5X0.75SY
7	10.2	50.00	C7XBSY	C7X0.75SY
12	12.9	86.00	C12XBSY	C12X0.75SY
20	15.9	143.30	C20XBSY	C20X0.75SY

### Conductor 1.50 mm<sup>2</sup>

No. of Cores	Nom. Overall Diameter (mm)	Copper Weight (kg/km)	EMEA Part Code	APAC Part Code
3	9.3	43.00	C3XDSY	C3X1.5SY
4	10.0	58.00	C4XDSY	C4X1.5SY
5	10.8	72.00	C5XDSY	C5X1.5SY
7	11.6	101.00	C7XDSY	C7X1.5SY
12	15.1	173.00	C12XDSY	C12X1.5SY
20	18.4	288.30	C20XDSY	C20X1.5SY

### Conductor 4.00 mm<sup>2</sup>

No. of Cores	Nom. Overall Diameter (mm)	Copper Weight (kg/km)	EMEA Part Code	APAC Part Code
3	14.4	115.00	C3XFSY	C3X4SY
4	15.7	154.00	C4XFSY	C4X4SY
5	17.1	192.00	C5XFSY	C5X4SY
7	18.6	269.00	C7XFSY	C7X4SY
9	22.7	345.90	C9XFSY	C9X4SY
12	24.5	461.00	C12XFSY	C12X4SY

### Conductor 10.00 mm<sup>2</sup>

No. of Cores	Nom. Overall Diameter (mm)	Copper Weight (kg/km)	EMEA Part Code	APAC Part Code
3	18.6	288.00	C3XHSY	C3X10SY
4	20.4	384.00	C4XHSY	C4X10SY
5	22.3	480.00	C5XHSY	C5X10SY
7	24.4	672.00	C7XHSY	C7X10SY
9	30.0	864.00	C9XHSY	C9X10SY

### Conductor 25.00 mm<sup>2</sup>

No. of Cores	Nom. Overall Diameter (mm)	Copper Weight (kg/km)	EMEA Part Code	APAC Part Code
3	25.9	720.00	C3XJSY	C3X25SY
4	28.6	960.00	C4XJSY	C4X25SY
5	31.2	1,200.00	C5XJSY	C5X25SY

- Putup length & tolerance of the cables will vary depending on the construction of the cable
- MOQ will vary depending on the construction of the cable & provided at the time of quotation
- Cable requested outside the above design criteria can be reviewed and quoted

## X-ON Electronics

Largest Supplier of Electrical and Electronic Components

*Click to view similar products for [Belden manufacturer](#):*

Other Similar products are found below :

[8916-DK-BLU-100](#) [8916-YEL-500](#) [8917 1891000](#) [8917-BLK-100](#) [8917-GRN/YEL-100](#) [8918-007-1000](#) [8918-GRY-1000](#) [8918-VIO-1000](#)  
[8919 0101000](#) [8919 013100](#) [8919-DK-BLU-100](#) [8920 002100](#) [8920-BRN-1000](#) [7918A-BLK-1000](#) [7923A-010-2000](#) [8105-060-1000](#) [8105-CHR-1000](#) [8108-060-1000](#) [8108-CHR-100](#) [8132-CHR-1000](#) [8162-060-1000](#) [8162-CHR-1000](#) [8164-CHR-100](#) [8205-CHR-1000](#) [8208 060100](#)  
[8212-BLK-U500](#) [8214-010-1000](#) [8216 010100](#) [8237-BLK-500](#) [8241-006-U1000](#) [8262-BLK-1000](#) [8263-BLK-1000](#) [8281-003-1000](#) [8281 010500](#) [83002-DK-GRN-100](#) [83002-LT-BLU-100](#) [83007 003100](#) [83007 0081000](#) [83007-ORG-100](#) [83008 0091000](#) [83008-WHT-1000](#)  
[83009 001100](#) [83009 003100](#) [83023-BRN-100](#) [83023-DK-GRN-100](#) [83026 008100](#) [83027 005100](#) [83027-RED-100](#) [83029 0021000](#) [83029-GRN-100](#)