

THE INFORMATION CONTAINED HEREIN IS CONSIDERED "PROPRIETARY" TO BEL FUSE INC. AND SHALL NOT BE COPIED, REPRODUCED OR DISCLOSED WITHOUT THE WRITTEN APPROVAL OF BEL FUSE INC.

LED1 POLARITY			LED2 POLARITY			
PIN 11	PIN 12	COLOR	PIN 15	PIN 14	PIN 13	COLOR
-	+	YELLOW	-	+	/	ORANGE
/	/	/	/	+	-	GREEN

RoHS



**ELECTRICAL CHARACTERISTICS @ 25°C**

**URNS RATIO**

TP1	1CT : 1CT ±2%
TP2	1CT : 1CT ±2%
TP3	1CT : 1CT ±2%
TP4	1CT : 1CT ±2%

**□CL @ 100kHz/100mVRMS**

8mA DC BIAS 350µH MIN.

**INS. LOSS**

1MHz TO 100MHz -1.2 dB MAX

**RET. LOSS (MIN) @ 100ΩHMS ±15%**

0.5MHz-40MHz -18 dB  
40MHz-100MHz -12+20LOG(f/80MHz) dB

**Cross Talk**

Ch1-Ch2, Ch2-Ch3, Ch3-Ch4, Ch4-Ch1, Ch2-Ch4, Ch3-Ch1	
1MHz - 30MHz	-35dB MIN
30MHz - 80MHz	-24dB MIN
80MHz - 100MHz	-25dB MIN

**CM TO CM REJ**

100kHz - 100MHz -30 dB MIN

**CM TO DM REJ**

100kHz - 100MHz -35 dB MIN

**HIPOT (Isolation Voltage):**

1500 Vrms or 2250 VDC

100% OF PRODUCTION TESTED TO COMPLY WITH

IEEE 802.3 ISOLATION REQUIREMENTS.

**LED 1**

VF (FORWARD VOLTAGE)	IF=20mA	YELLOW	2.1V TYP.
λD (DOMINANT WAVELENGTH)	IF=20mA	YELLOW	590nm TYP.

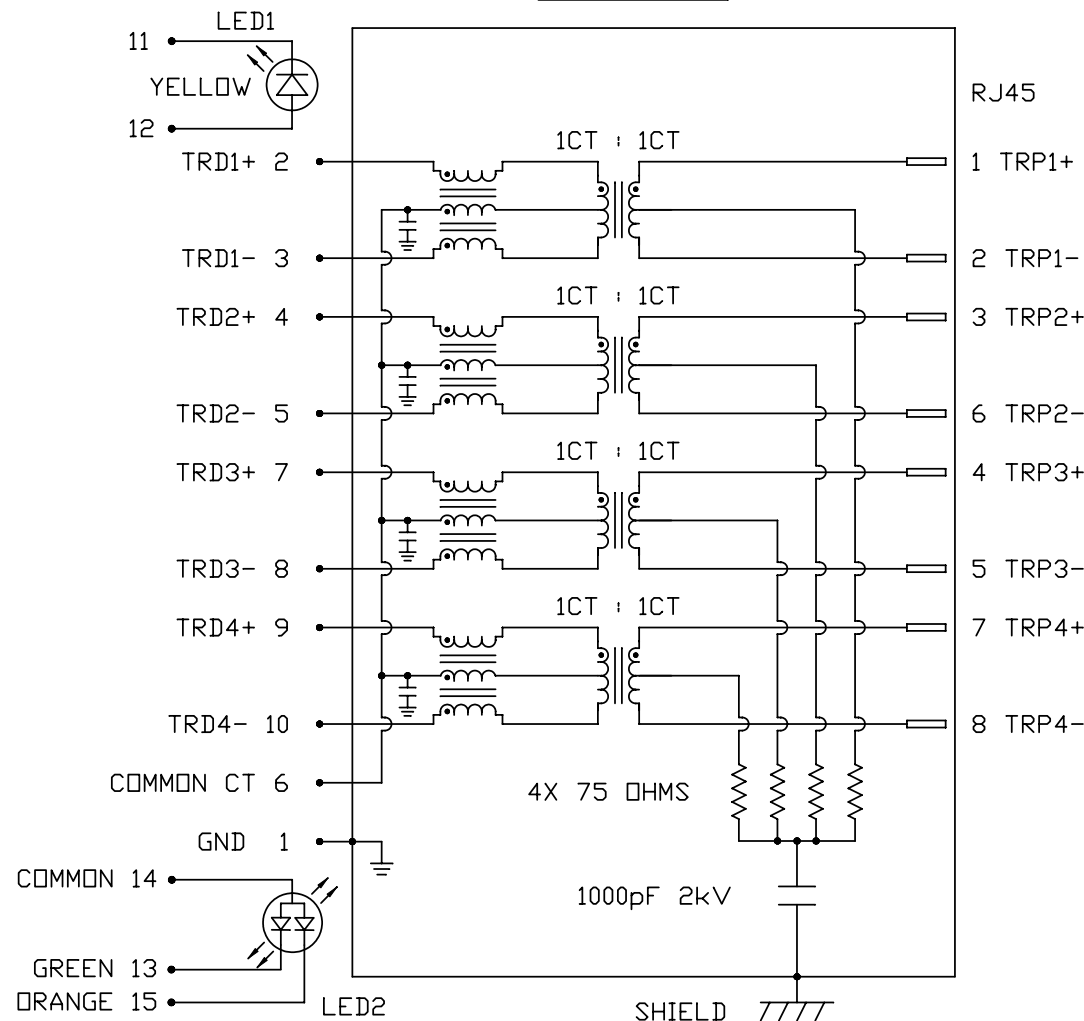
**LED 2**

VF (FORWARD VOLTAGE)	IF=20mA	GREEN	2.2V TYP.
		ORANGE	2.0V TYP.
λD (DOMINANT WAVELENGTH)	IF=20mA	GREEN	565nm TYP.
		ORANGE	610nm TYP.

**USB ELECTRICAL:**

INSULATION RESISTANCE:	1000 MEGA Ω (MIN)
CONTACT RESISTANCE:	25 MILLI Ω (MAX)
DIELECTRIC WITHSTANDING:	750 VAC

**SCHEMATIC**

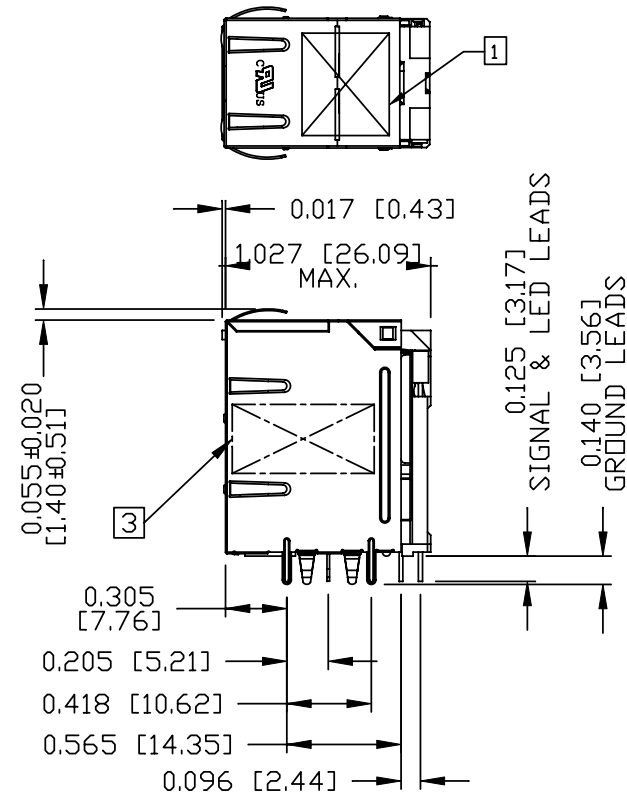
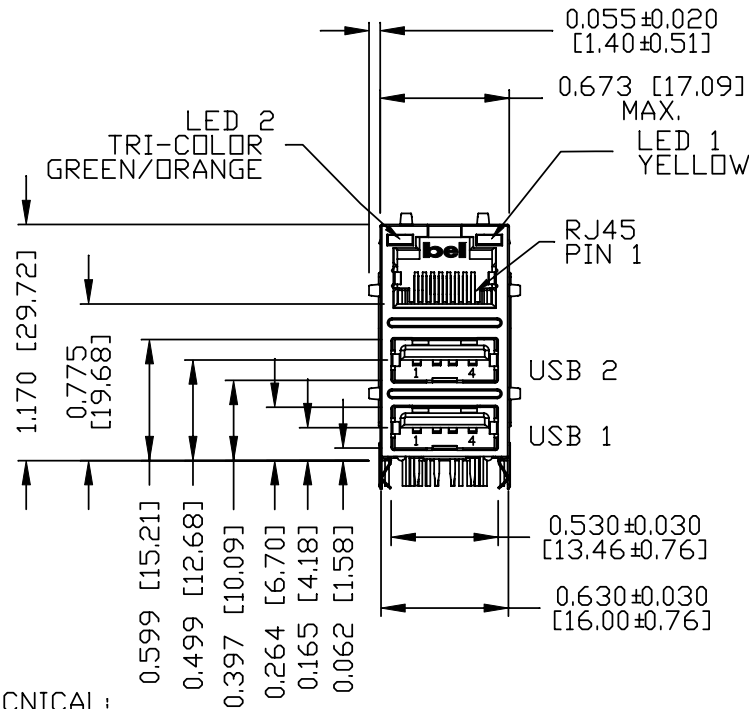


ORIGINATED BY	DATE	TITLE	PART NO. / DRAWING NO.	STANDARD DIM. TOL. IN INCH	[ ] METRIC DIM. AS REFERENCE	 COMPONENTS FOR A CONNECTED PLANET	
CHOW WANCHUNG	2012-07-11	gigabit MagJack® Combo (Dual Stuff Option, 8 cores) 0862-1J1T-43-F PATENTED	08621J1T43-F 08621J1T43-F_B.DWG	.X	UNIT : INCH [mm]		REV. : B
DRAWN BY	DATE			.XX	SCALE : N/A		SIZE : A4
TAN QIGUANG	2012-07-11			.XXX			PAGE : 2

THE INFORMATION CONTAINED HEREIN IS CONSIDERED "PROPRIETARY" TO BEL FUSE INC. AND SHALL NOT BE COPIED, REPRODUCED OR DISCLOSED WITHOUT THE WRITTEN APPROVAL OF BEL FUSE INC.

MECHANICAL SPECIFICATION

RoHS



RJ45 MECHCNICAL:

PLASTIC HOUSING: THERMOPLASTIC PBT

FLAMMABILITY RATING UL 94V-0

CONTACT PLATING: 30 MICRO-INCH HARD GOLD PLATING OR EQUIVALENT.

PINS: TIN-COATED COPPER WIRE, DIA 0.018 INCH.

METAL SHIELD: NICKEL PLATED ON COPPER ALLOY.

(ALL GROUND LEADS ARE SOLDER DIPPED)

[1] MARK PART WITH MFG LOGO, MFG NAME, PART NUMBER, AND DATE CODE.

2. THE PRODUCT IS RoHS COMPLIANT.

cUL US UL RECOGNIZED - FILE #E196366 AND E169987.

3. "PATENTED" MARKING. THE PRODUCT IS PATENT. THE PATENT NUMBER ARE U.S. PAT. 5,736,910 AND U.S. PAT. 6,840,817 AND U.S. PAT. 7,123,117.

USB MECHANICAL:

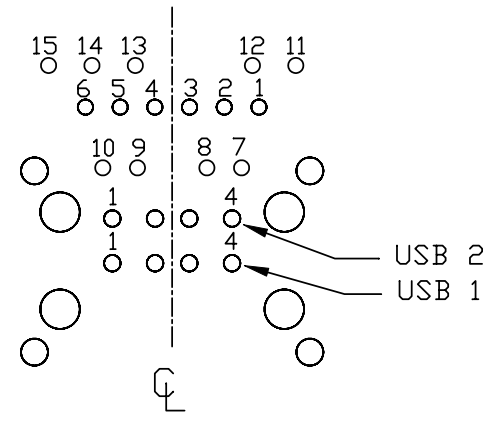
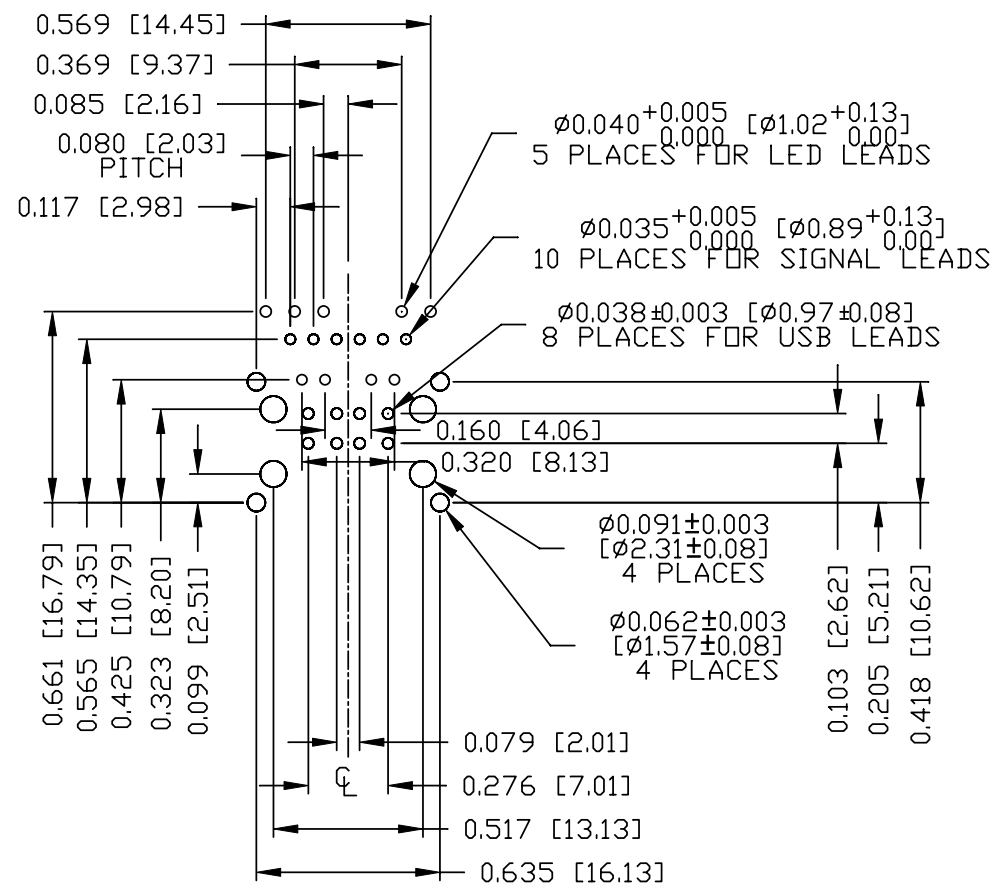
MATING FORCE: 35 NEWTONS MAXIMUM

UNMATING FORCE: 10 NEWTONS MINIMUM

CONTACT: PROSPHER BRONZE, 30 MICRO-INCH GOLD PLATING ON CONTACT AREA AND LEAD-FREE TIN ON SOLDER TAIL.

ORIGINATED BY ANTON LIAO	DATE 2012-07-11	TITLE gigabit MagJack® Combo (Dual Stuff Option, 8 cores) 0862-1J1T-43-F PATENTED	PART NO. / DRAWING NO. 08621J1T43-F	STANDARD DIM. TOL. IN INCH		[ ] METRIC DIM. AS REFERENCE		 COMPONENTS FOR A CONNECTED PLANET
				.X		UNIT : INCH [mm]	REV. : B	
DRAWN BY HE ZHEN	DATE 2012-07-11		FILE NAME 08621J1T43-F_B.DWG	.XX		SCALE : N/A	SIZE : A4	
				.XXX	±0.010		PAGE : 3	

THE INFORMATION CONTAINED HEREIN IS CONSIDERED "PROPRIETARY" TO BEL FUSE INC. AND SHALL NOT BE COPIED, REPRODUCED OR DISCLOSED WITHOUT THE WRITTEN APPROVAL OF BEL FUSE INC.



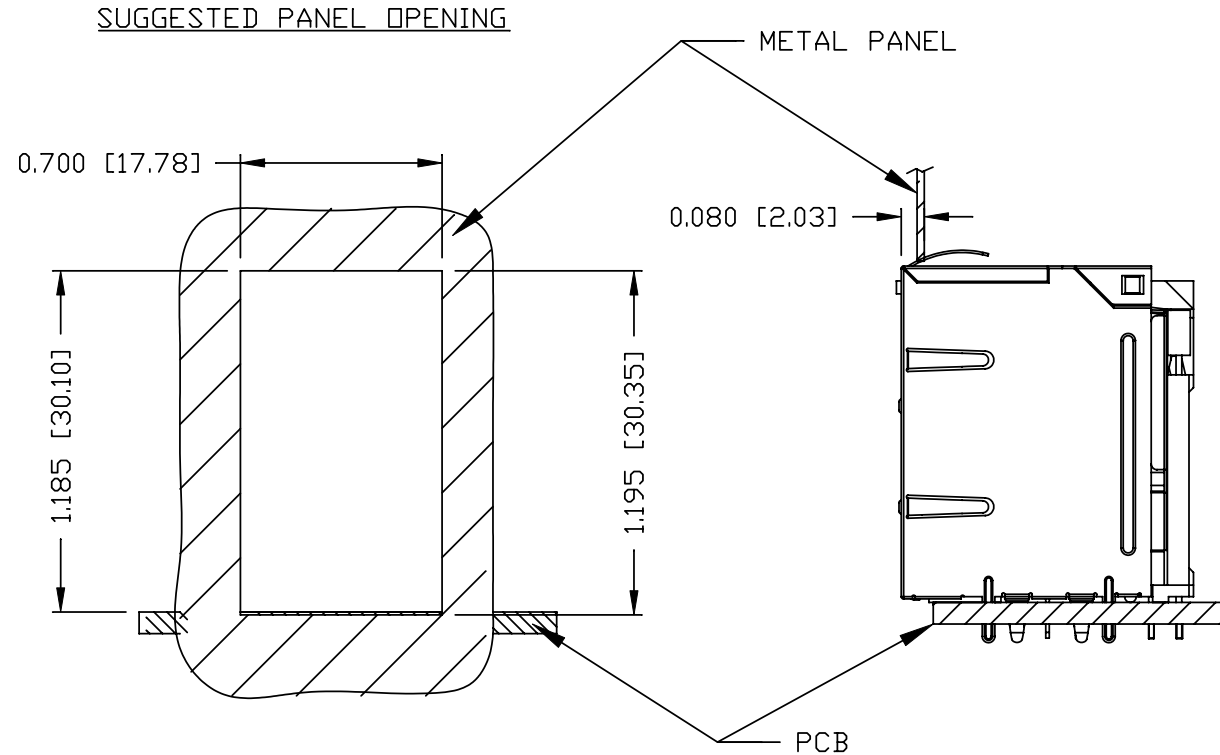
PIN ASSIGNMENT  
 SCALE 3:2

RECOMMENDED PCB FOOTPRINT  
 COMPONENT SIDE VIEW

ORIGINATED BY ANTON LIAO	DATE 2012-07-11	TITLE gigabit MagJack® Combo (Dual Stuff Option, 8 cores) 0862-1J1T-43-F PATENTED	PART NO. / DRAWING NO. 08621J1T43-F	STANDARD DIM. TOL. IN INCH		[ ] METRIC DIM. AS REFERENCE		bel COMPONENTS FOR A CONNECTED PLANET
	DRAWN BY HE ZHEN			DATE 2012-07-11	FILE NAME 08621J1T43-F_B.DWG	.X .XX .XXX	UNIT : INCH [mm] SCALE : N/A ⊕	

THE INFORMATION CONTAINED HEREIN IS CONSIDERED "PROPRIETARY" TO BEL FUSE INC. AND SHALL NOT BE COPIED, REPRODUCED OR DISCLOSED WITHOUT THE WRITTEN APPROVAL OF BEL FUSE INC.

RoHS



NOTE:

THE DISTANCE OF PANEL INSIDE SURFACE RELATIVE TO FRONT SURFACE OF PART IS ONLY A SUGGESTION. IN CASE THIS DISTANCE IS DIFFERENT, THE REQUIRED PANEL OPENING DIMENSIONS CHANGE ACCORDINGLY.

PACKING INFORMATION

PACKING TRAY : 0200-9999-A3

PACKING QUANTITY : 42 PCS FINISHED GOODS PER TRAY

10 TRAYS (420PCS FINISHED GOODS) PER CARTON BOX

NOTE : CARDBOARDS ARE PLACED BETWEEN LAYERS OF PACKING TRAY INSIDE CARTON BOX (INCLUDE THE UPPERMOST AND LOWERMOST TRAY)

ORIGINATED BY ANTON LIAO	DATE 2012-07-11	TITLE gigabit MagJack® Combo (Dual Stuff Option, 8 cores) 0862-1J1T-43-F PATENTED	PART NO. / DRAWING NO. 08621J1T43-F	STANDARD DIM. TOL. IN INCH		[ ] METRIC DIM. AS REFERENCE		REV. : B	bel COMPONENTS FOR A CONNECTED PLANET
	DRAWN BY HE ZHEN			DATE 2012-07-11	FILE NAME 08621J1T43-F_B.DWG	.X .XX .XXX	UNIT : INCH [mm] SCALE : N/A ±0.005		

## X-ON Electronics

Largest Supplier of Electrical and Electronic Components

*Click to view similar products for [Modular Connectors / Ethernet Connectors](#) category:*

*Click to view products by [Bel Fuse](#) manufacturer:*

Other Similar products are found below :

[8949-H88/06BLKA/SN](#) [74441-0010/BKN](#) [MP1010RX-1000](#) [MP44RX-1000](#) [PHJ-4P4C-1-V-4](#) [PHP-6P6C-5](#) [GAX-3-66](#) [GAX-8-62](#) [GDCX-PA-66-50](#) [GDCX-PN-64](#) [GDCX-PN-66](#) [GDCX-PN-66-50](#) [GDLX-A-66](#) [GDLX-N-66](#) [GDLX-S-66](#) [GDLX-S-88K](#) [GDLX-SMT-S-88](#) [GDTX-S-88-50](#) [GDX-PA-1010](#) [GLX-N-1010M-BLK](#) [GLX-S-88M-BLK](#) [GMX-N-1010](#) [GMX-S-1010](#) [GMX-S-66](#) [GMX-SMT4-N-88](#) [GPX-2-64](#) [GSGX-N-2-88](#) [GSGX-N-4-88](#) [GSX-NS2-88-3.05](#) [GSX-NS2-88-3.05-50](#) [GSX-NS-88-3.05-50](#) [PT-108A-8C-UL](#) [PT-J951-8C](#) [PTS-J531-8CS-50UL](#) [1-1775629-2](#) [A-2014-0-4](#) [GWLX-S-88-GR](#) [GWLX-S9-88-YG](#) [DC-1021-8-WH-6](#) [1300530003](#) [1324640-4](#) [RJ11FTVC2G](#) [RJ11FTVC2N](#) [RJFTVX2SA1G](#) [132764-001](#) [1413235](#) [MP88X-1000](#) [MPS88RX-5000](#) [E5288-S000K3-L](#) [E5908-15A242-L](#)