

# Type 0ADEC / 0ADEP

## Fast-Acting Fuse Series

**HF** **Pb** 0ADEC/0ADEP Series, 6x32mm Ceramic Tube Fast-Acting Fuse **RoHS 2 Compliant**

### Description

A 500 VAC/VDC rated ceramic tube cartridge fuse in a compact 6.3 x 32mm package,

### Features

- Fast-acting, high breaking capacity fuse
- Available in cartridge and pigtail axial lead
- Designed to UL 248-14
- RoHS 2 compliant
- Halogen Free
- Lead Free

### Applications

- Industrial Power Supplies
- DC/DC modules

LEAD FREE = **Pb**  
 HALOGEN FREE = **HF**



### Physical Specifications

Materials	Body : Ceramic
	Cap: Silver Plated Caps Pigtail Leads : Tin Plated Copper
Marking	On Fuse :
	"bel"
	"0ADEC", "Current Rating", "Voltage Rating", "Appropriate Safety Logos"
	On Label :
"bel", "0ADEC" or "0ADEP", "Current Rating", "Voltage Rating", "Interrupting Rating", "Appropriate Safety Logos" and "  ", "  "(China RoHS compliant).	

### Electrical Characteristics

Testing Current	Opening Time
	Maximum
150%	30 minutes
200%	5 minutes
300%	10 seconds

### Safety Agency Approvals

Safety Agency	Safety Agency Certificate	Voltage Rating (V)	Ampere Range / Volt @ I.R. ability*
<b>UL</b>	E20624	10A-30A/500V AC/DC	10A-30A/500V @30KA AC /500V @20KA DC
*I.R.= Interrupting Rating = Short Circuit Rating(Amps)			

## Environmental Specifications

Operating Temperature	-50°C to +105°C
Terminal Strength	MIL-STD-202G, Method 211 Test Condition A
Lead Solderability	MIL-STD-202, Method 208
Mechanical Vibration	MIL-STD-202, Method 201
Thermal Shock	MIL-STD-202, Method 107 Test Condition B ( 5 cycles -65°C to+125°C )
Humidity	MIL-STD-202, Method 103, Test Condition A ( 95%RH and 40°C for 240 hours )

## Electrical Specifications

Part Number	Ampere Rating	Typical Cold Resistance (mOhms)	Voltage and Interrupting Ratings	Typical Pre-Arcing I <sup>2</sup> t (A <sup>2</sup> Sec)	Total I <sup>2</sup> t (A <sup>2</sup> sec)
0ADEC9100-XX	10A	17.1	See Table of Ratings on Page 1 for Voltage and associated Interrupting Ratings	100	135
0ADEP9100- XX					
0ADEC9120- XX	12A	12.3		140	180
0ADEP9120- XX					
0ADEC9150- XX	15A	8.0		66	155
0ADEP9150- XX					
0ADEC9160- XX	16A	8.0		62	150
0ADEP9160- XX					
0ADEC9200- XX	20A	5.5		120	280
0ADEP9200- XX					
0ADEC9250- XX	25A	4.6		200	470
0ADEP9250- XX					
0ADEC9300- XX	30A	3.7	270	630	
0ADEP9300- XX					

Consult manufacturer for other ratings

\*DC Cold Resistance are measured at <10% of rated current in ambient temperature of 25 °C

\*Typical Pre-arcing I<sup>2</sup>t are measured at 10In Current

\*Total I<sup>2</sup>t are measured at 500V IR test

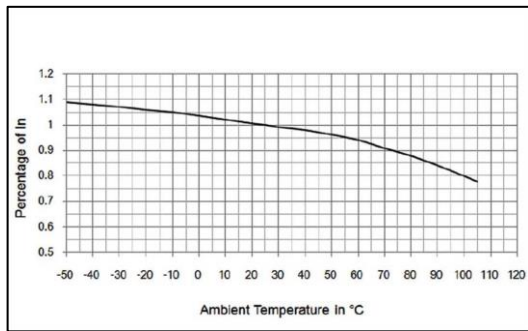


Specifications subject to change without notice

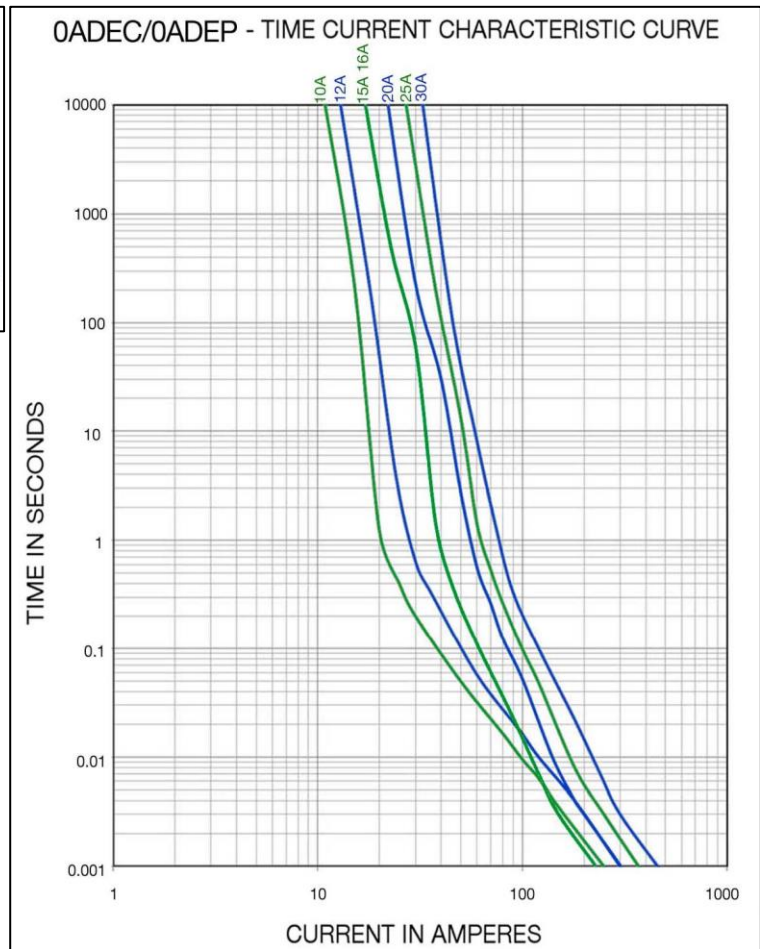
Bel Fuse Inc.  
206 Van Vorst Street  
Jersey City, NJ 07302 USA

+1 201.432.0463  
Bel.US.CS@belf.com  
[belfuse.com/circuit-protection](http://belfuse.com/circuit-protection)

Temperature Re-Rating Curve



Average Time Current Curve



## Soldering parameters for Pigtail Type

Wave Soldering Compatible: (260°C, 10 sec max)

Hand-Solder:

Solder Iron Temperature: (350°C +/- 5°C)

Heating Time: ( 5 sec max)

# Type 0ADEC /0ADEP

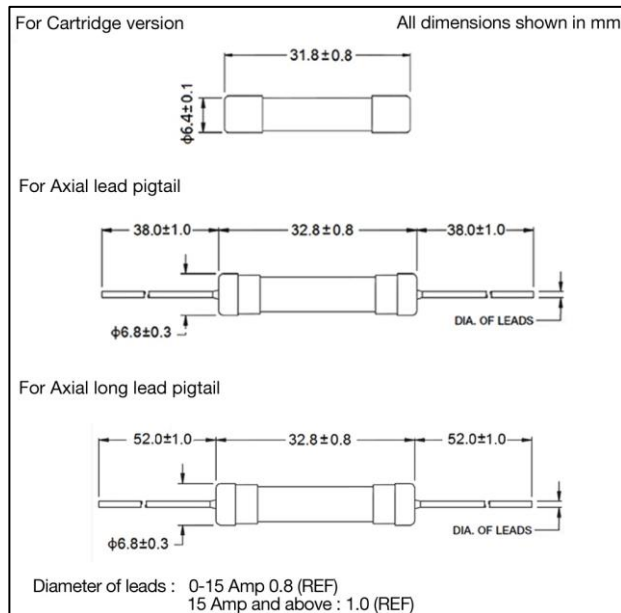
## Fuse FGNO Explanation

0ADE X [XXXX] -XX

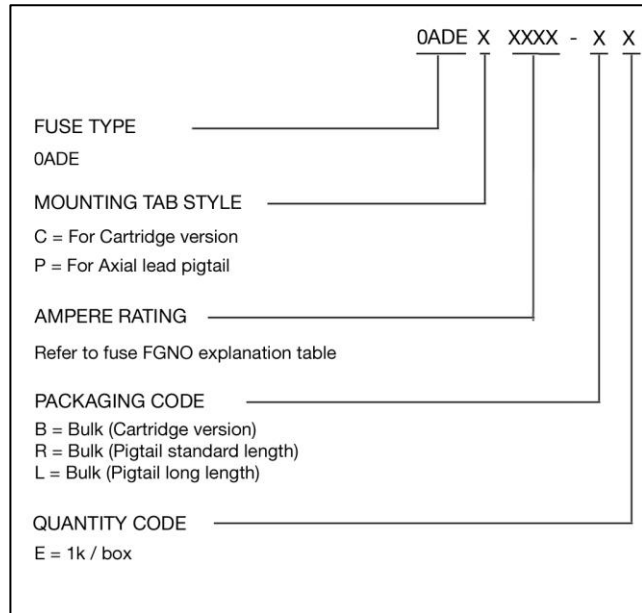
0ADEC/P=0ADEC/P; [XXXX]=Ampere Rating; XX=See Ordering Information as below

Amps	Bel FGNO[XXXX]
10	9100
12	9120
15	9150
16	9160
20	9200
25	9250
30	9300

## Mechanical Dimensions



## Ordering Information



## Packaging

Packaging Option	Quantity	Packaging Code
Bulk	1000	BE
Bulk (Pigtail standard length)	1000	RE
Bulk (Pigtail long length)	1000	LE



Specifications subject to change without notice

Bel Fuse Inc.  
206 Van Vorst Street  
Jersey City, NJ 07302 USA

+1 201.432.0463  
Bel.US.CS@belf.com  
[belfuse.com/circuit-protection](http://belfuse.com/circuit-protection)

## X-ON Electronics

Largest Supplier of Electrical and Electronic Components

*Click to view similar products for [Cartridge Fuses](#) category:*

*Click to view products by [Bel Fuse](#) manufacturer:*

Other Similar products are found below :

[5TT3A-R](#) [MBO-20](#) [MDM-4/10](#) [MDQ-V-15/100](#) [MDX-1-6/10](#) [MDX-2](#) [MDX-3-2/10](#) [MDX-6-1/4](#) [FLSR-15](#) [FLSR-30](#) [FRS-1-1/4](#) [FRS-1-6/10](#) [FRS-4/10](#) [H362003](#) [ABC-2](#) [1/2A](#) [AGC-1-1/2RX](#) [AGC-15EX](#) [AGC-V-3-12-R](#) [AGY-50](#) [15019-G](#) [MSL-1-1/2](#) [MSL-1-1/4](#) [MSL-1/2](#) [MSL-1/4](#) [MSL-3](#) [MSL-3/4](#) [MSL-4](#) [MSL-5](#) [BK1/C436-2A](#) [BK1-GMA-1-6-R](#) [BK1-S505-1-R](#) [BK1-S506-3-15-R](#) [BK/MDM-15](#) [BK/MDM-3/4](#) [S501-V-10A](#) [S505-V-500MA](#) [SEF-1697-1-002](#) [301030](#) [303030](#) [FLA10](#) [FLA-4/10](#) [FLNR-5](#) [20.0M6.3X32F](#) [GGB-17-1/2](#) [301001](#)  
[301020](#) [311008](#) [313.25](#) [313.75](#)