

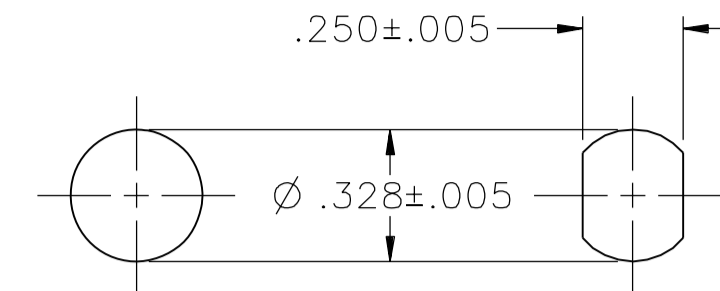
PART NUMBER	ITEM ①	BODY	COLOR	ITEM ②	STUD	ITEM ③	THUMB NUT	COLOR	ITEM ④	WASHER	ITEM ⑤	CAPTIVE NUT	ITEM ⑥	MOUNTING NUT
111-0101-001		NYLON	WHITE		BRASS SILVER PL .00005 MIN		NYLON	WHITE		BRASS SILVER PL .0001 MIN		BRASS NICKEL PL		BRASS NICKEL PL .0001 MIN
111-0102-001			RED					RED						
111-0103-001			BLACK					BLACK						
111-0104-001			GREEN					GREEN						
111-0105-001														
111-0106-001			ORANGE					ORANGE						
111-0107-001			YELLOW					YELLOW						
111-0108-001			BROWN					BROWN						
111-0109-001														
111-0110-001			BLUE					BLUE						
111-0111-001														
111-0112-001			VIOLET					VIOLET						
111-0113-001			GRAY					GRAY						
111-0114-001														
111-0115-001														
111-0116-001														
111-0117-001														
111-0118-001														
111-0119-001														
111-0120-001														

DRAWING NO.
C - 111-0101/0120-001

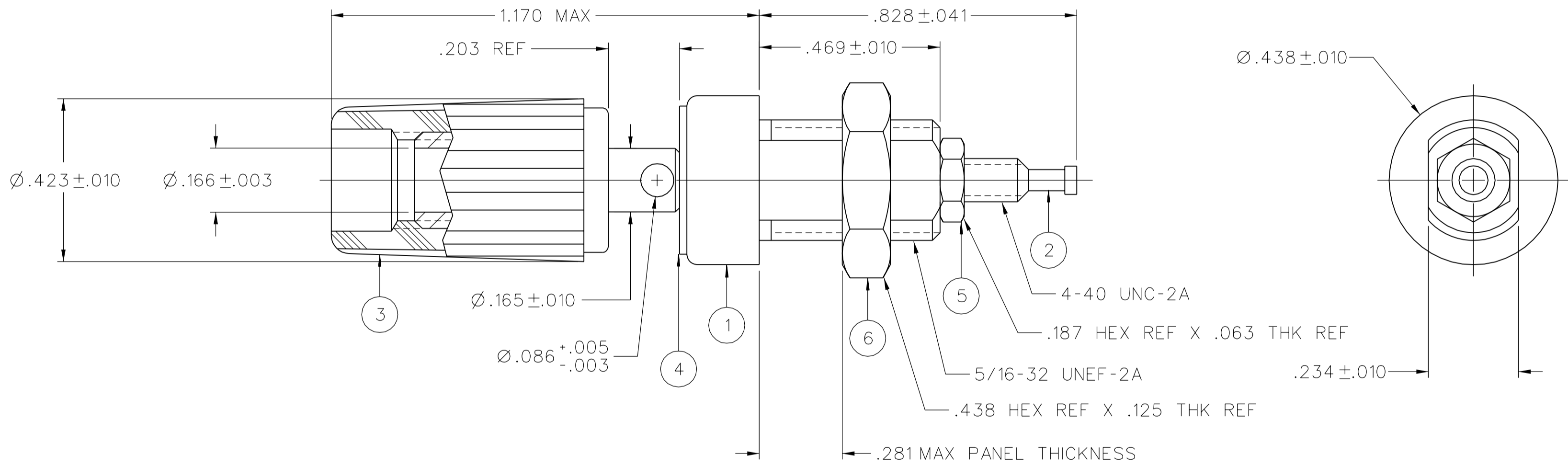
0 REVISIONS

REVISED AND REDRAWN. DRAWING WAS "C" SIZE 111-0101/0120-001/110 DATED 9-12-88. SPLIT INTO 4 SEPERATE DWGS. CREATED SHEET 2.

* REVISION NUMBER FOLLOWED BY AN ALPHA *
* CHARACTER INDICATES DRAWING CLARIFICATION OR PART NUMBER ADDITION ONLY. *



MOUNTING HOLE OPTIONS
2:1




NOTES:
SPECIFICATIONS:
ELECTRICAL:
CURRENT RATING: 15 AMPS DC MINIMUM
DIELECTRIC WITHSTANDING VOLTAGE: 5700 VRMS MINIMUM
RECOMMENDED WORKING VOLTAGE: 2850 VRMS MAXIMUM
INSULATION RESISTANCE: 5000 MEGOHMS MINIMUM
CONTACT RESISTANCE: 10 MILLIOHMS MAXIMUM (MATING PLUG)
CAPACITANCE (STUD TO PANEL): 3.3 PF NOMINAL
MECHANICAL:
THUMBNUIT WITHSTANDING TORQUE: 4 IN-LB MINIMUM
INSULATOR WITHSTANDING TORQUE: 8 IN-LB MINIMUM
PLASTIC MOUNTING THREAD STRIPPING TORQUE: 6 IN-LB MINIMUM
WIRE ACCEPTABILITY: 16 AWG OR SMALLER
WIRE ATTACHMENT: SOLDER
MATING REFERENCE:
BANANA PLUG WIDTH: .175 NOMINAL
CROSSHOLE WIRE: 12 AWG OR SMALLER
THUMBNUIT DURABILITY: 1000 CYCLES
ENVIRONMENTAL:
(MEETS OR EXCEEDS THE APPLICABLE PARAGRAPH OF MIL-P-55149)
OPERATING TEMPERATURE: -55 DEG C TO 85 DEG C
TEMPERATURE RISE AT RATED CURRENT: 10 DEG C
CORROSION: MIL-STD-202, METHOD 101, CONDITION B
SHOCK: MIL-STD-202, METHOD 213, CONDITION 1
VIBRATION: MIL-STD-202, METHOD 201
MOISTURE RESISTANCE: MIL-STD-202, METHOD 106

CUSTOMER DRAWING

THIS DRAWING TO BE INTERPRETED PER ASME Y 14.5M - 1994

"µSTATION"

COMPANY CONFIDENTIAL

TOLERANCE UNLESS OTHERWISE SPECIFIED		DRAWN BY	DATE	 Cinch CONNECTIVITY SOLUTIONS a bel group	Cinch Connectivity Solutions P.O. Box 1732 Waseca, MN 56093 1-800-247-8256	
DECIMALS	mm	RJB	1-9-03		TITLE	
.XX	_____	CHECKED BY	DATE	ASSEMBLY, BINDING POST INSULATED, THREADED STUD		
.XXX	_____	APPROVED BY	DATE	SHEET	DRAWING NO.	
MATL	_____	RJB	2-12-03	2 OF 2	C - 111-0101-0120-001	
FINISH	_____	RELEASE DATE	2-12-03			
		U/M INCH	SCALE 4:1			

X-ON Electronics

Largest Supplier of Electrical and Electronic Components

Click to view similar products for [Test Plugs & Test Jacks](#) category:

Click to view products by [Bel Fuse](#) manufacturer:

Other Similar products are found below :

[579-0400](#) [66000-7](#) [R644543000](#) [R921923000](#) [R921930000](#) [R941344000](#) [R948161000](#) [R999351000](#) [1408-4](#) [1533-1](#) [174-R825B-EX](#)
[NYS508-BU](#) [1680](#) [174-R819B-EX](#) [R644543003](#) [R644543004](#) [R644543020](#) [R644543021](#) [R921926000](#) [R921931000](#) [R921932000](#)
[R921934000](#) [R929991000](#) [R941460000](#) [R941461000](#) [R941463600](#) [R941920600](#) [R948160000](#) [31B-2-RED](#) [032-0016-023](#) [105-1106-001](#)
[108-1000-106](#) [108-2301-621](#) [66001-9](#) [7013](#) [930166100](#) [NYS508-W](#) [NYS508-Y](#) [NYS511-R](#) [BP30-2BR10-B PKG](#) [BP30-10-WT](#) [BP30-2BR-](#)
[B PKG](#) [BP30Y-1 PKG](#) [R941049000](#) [R941340000](#) [R921922000](#) [R644543022](#) [R948142000](#) [R941346000](#) [R941341000](#)