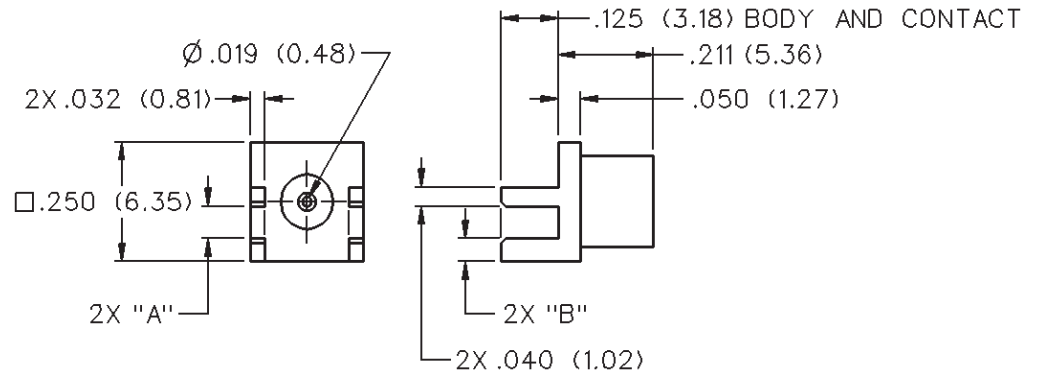



# MCX 50 Ohm End Launch Jack Receptacle - Round Contact



INCHES (MILLIMETERS)  
CUSTOMER DRAWINGS AVAILABLE UPON REQUEST



BOARD THICKNESS	GOLD PLATED	NICKEL PLATED	"A"	"B"
.042 (1.07)	133-3701-811	133-3701-816	.048 (1.22)	.068 (1.73)

# MCX - 50 Ohm Connectors

## Specifications



INCHES (MILLIMETERS)  
CUSTOMER DRAWINGS AVAILABLE UPON REQUEST

### ELECTRICAL RATINGS

**Impedance:** 50 Ohms

**Frequency Range:** Connectors ..... 0-6 GHz  
Dummy loads ..... 0-1 GHz

**VSWR:** (f = GHz)      Straight Cabled      Right Angle  
   Connectors      Cabled Connectors

RG-178 cable ..... 1.17 + .04f      1.07 + .06f

RG-316 and .086 semi-rigid cable ... 1.13 + .04f      1.07 + .04f

Adapters ..... 1.13 + .04f

Uncabled receptacles, Dummy loads ..... N/A

**Working Voltage:** (Vrms maximum)†

**Connectors for Cable Type**      **Sea Level**      **70K Feet**

RG-178 ..... 250      65

RG-316, .086 semi-rigid uncabled

uncabled receptacles, adapters ..... 335      85

Dummy loads ..... N/A

**Dielectric Withstanding Voltage:** (VRMS minimum at sea level)

Connectors for RG-178 ..... 750

Connectors for RG-316, .086 semi-rigid,

uncabled receptacles, adapters ..... 1000

Dummy loads ..... N/A

**Corona Level:** (Volts minimum at 70,000 feet)

Connectors for RG-178 ..... 190

Connectors for RG-316, .086 semi-rigid

uncabled receptacles, adapters ..... 250

Dummy loads ..... N/A

**Insertion Loss:** (dB maximum, tested at 1 GHz)

Straight cable connectors and adapters ..... 0.1 dB

Right angle cable connectors ..... 0.2 dB

Uncabled receptacles, dummy loads ..... N/A

**Insulation Resistance:** 10,000 megohms minimum

**Contact Resistance:** (milliohms maximum)

	Initial	After Environmental
--	---------	---------------------

Center contact (straight cabled connectors,

uncabled receptacles and adapters) ..... 5.0      8.0

Center contact (right angle cabled connectors) .... 5.0      15.0

Outer contact ..... 1.0      1.5

Braid to body (gold plated connectors) ..... 1.0      N/A

Braid to body (nickel plated connectors) ..... 2.5      N/A

**RF Leakage:** (dB typical tested at 2.5 GHz)

Cable connectors ..... -55 dB

Uncabled receptacles and adapters, dummy loads ..... N/A

**RF High Potential Withstanding Voltage:** (Vrms minimum, tested at 4 and 7 MHz)

Connectors for RG178 ..... 500

Connectors for RG316 and adapters ..... 700

.086 semi-rigid ..... 670

Uncabled receptacles ..... 600

Dummy loads ..... N/A

**Power Rating (Dummy Load):** 0.5 watt @ +25°C, derated to 0.25 watt @ +125°C

### MECHANICAL RATINGS

**Engagement Design:** Compatible with CECC 22220, Series MCX

**Engagement Force:** 5.6 pounds maximum axial force

**Disengagement Force:** 8 pounds maximum axial force, 1 pound min.

**Contact Retention:** 2.3 pounds min. axial force (captivated contacts)

1 inch-ounce min. torque (uncabled receptacles)

<b>Cable Retention:</b>	<b>Axial Force* (pounds)</b>	<b>Torque (in-oz)</b>
-------------------------	------------------------------	-----------------------

Connectors for RG178 ..... 10      N/A

Connectors for RG316 ..... 20      N/A

Connectors for RG316DS ..... 25      N/A

Connectors for .086 semi-rigid ..... 30      16

\* or cable breaking strength whichever is less.

**ENVIRONMENTAL RATINGS (Meets or exceed the applicable paragraph of MIL-C-39012)**

**Durability:** 500 cycles minimum

**Temperature Range:** Connectors ..... - 65°C to + 165°C

Dummy loads ..... - 65°C to + 125°C

**Thermal Shock:** MIL-STD-202, Method 107, Condition F (N/A dummy loads)

**Corrosion:** MIL-STD-202, Method 101, Condition B (N/A dummy loads)

**Shock:** MIL-STD-202, Method 213, Condition B (N/A dummy loads)

**Vibration:** MIL-STD-202, Method 204, Condition B (N/A dummy loads)

**Moisture Resistance:** MIL-STD-202, Method 106 (N/A dummy loads)

### MATERIAL SPECIFICATIONS

**Bodies:** Brass per QQ-B-626 or zinc per ASTM B86-71, gold plated\*\* per MIL-G-45204 .00001" min or nickel plated per QQ-N-290 or bright tin plated

**Contacts:** Male - brass per QQ-B-626, gold plated per MIL-G-45204 .00003" min.

Female - beryllium copper per QQ-C-530, gold plated per MIL-G-45204 .00003" min.

**Insulators:** PTFE fluorocarbon per ASTM D 1710 and ASTM D 1457

**Expansion Caps:** Brass per QQ-B-613, gold plated per MIL-G-45204 .00001" min. or nickel plated per QQ-N-290

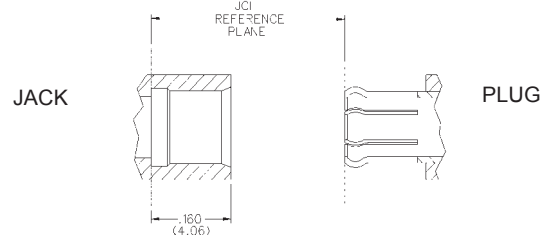
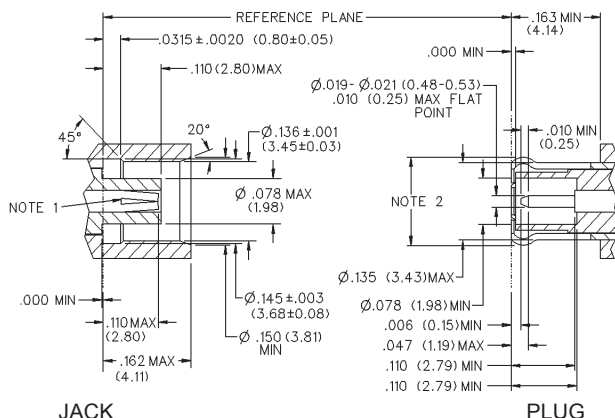
**Crimp Sleeves:** Copper per WW-T-799, gold plated per MIL-G-45204 .00001" min. or nickel plated per QQ-N-290

**Mounting Hardware:** Brass (nuts) per QQ-B-626 or phosphor bronze (lockwashers) QQ-B-750, gold plated per MIL-G-45204 .00001" min. or nickel plated per QQ-N-290

Avoid user injury due to misapplication. See safety advisory definitions on page 2.

\*\* All gold plated parts include a .00005" min. nickel underplate barrier layer.

### MATING ENGAGEMENT FOR MCX SERIES COMPATIBLE WITH CECC 22220



### NOTES

1. ID of contact to meet VSWR mating characteristics and connector durability when mated with a dia. .019-.021 (0.48-0.53) male contact.
2. Must meet the force to engage and disengage when mated with mating part.

## X-ON Electronics

Largest Supplier of Electrical and Electronic Components

*Click to view similar products for [RF Connectors / Coaxial Connectors](#) category:*

*Click to view products by [Bel Fuse](#) manufacturer:*

Other Similar products are found below :

[8915-1511-000](#) [89674-0827](#) [6001-7071-019](#) [6002-7051-003](#) [6002-7551-202](#) [6059674-1](#) [619550-1](#) [630059-000](#) [M39030/3-01N](#) [6500-7071-046](#) [6769](#) [CX050L2AQ](#) [7002-1541-010](#) [7002-1542-011](#) [7004-1512-000](#) [7009-1511-004](#) [7010-1511-000](#) [7029-1511-060](#) [7101-1541-010](#) [7101-1571-002](#) [7145-1521-002](#) [7203-1571-003](#) [7209-1511-011](#) [7210-1511-015](#) [7210-1511-019](#) [73137-5015](#) [73216-2241](#) [73404-2300](#) [7405-1521-005](#) [7405-1521-802](#) [8527](#) [8547](#) [FS11V](#) [877931](#) [9049-9513-000](#) [9074-9513-000](#) [9101-9573-002](#) [910A205F](#) [9130-9573-002](#) [PL11SC-026](#) [PL375-33](#) [PL40-5](#) [PL74C-221](#) [PL75MC-217](#) [PL803-7](#) [980-8666-005](#) [1200690078](#) [1-201144-1](#) [R107003010W](#) [R110A172100](#)