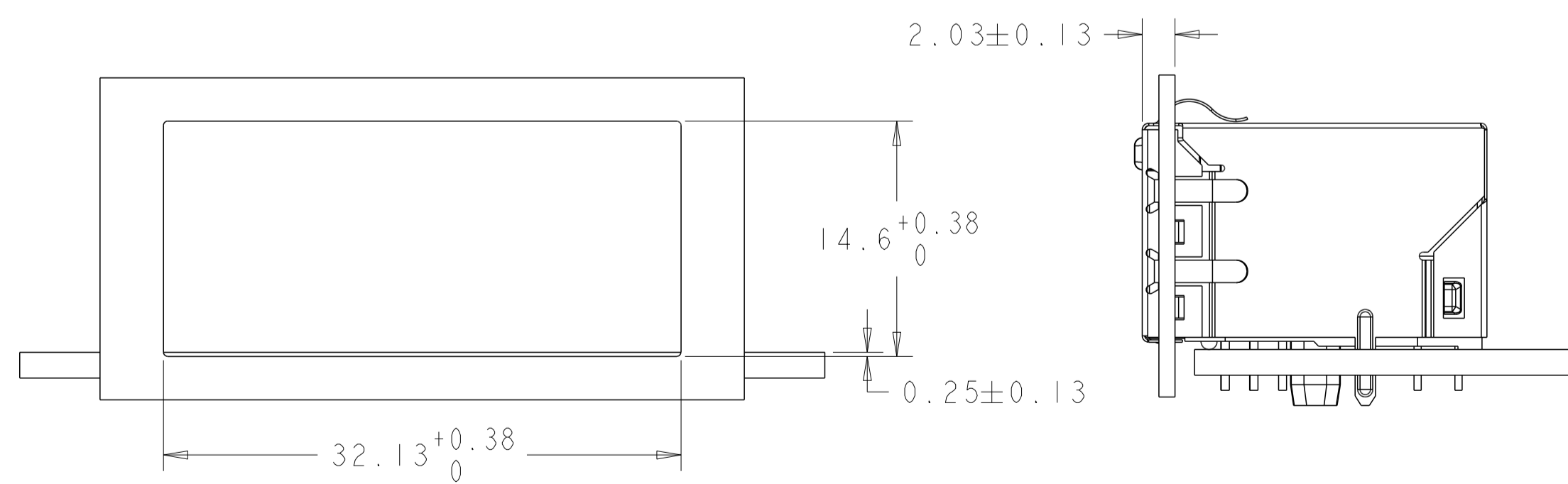
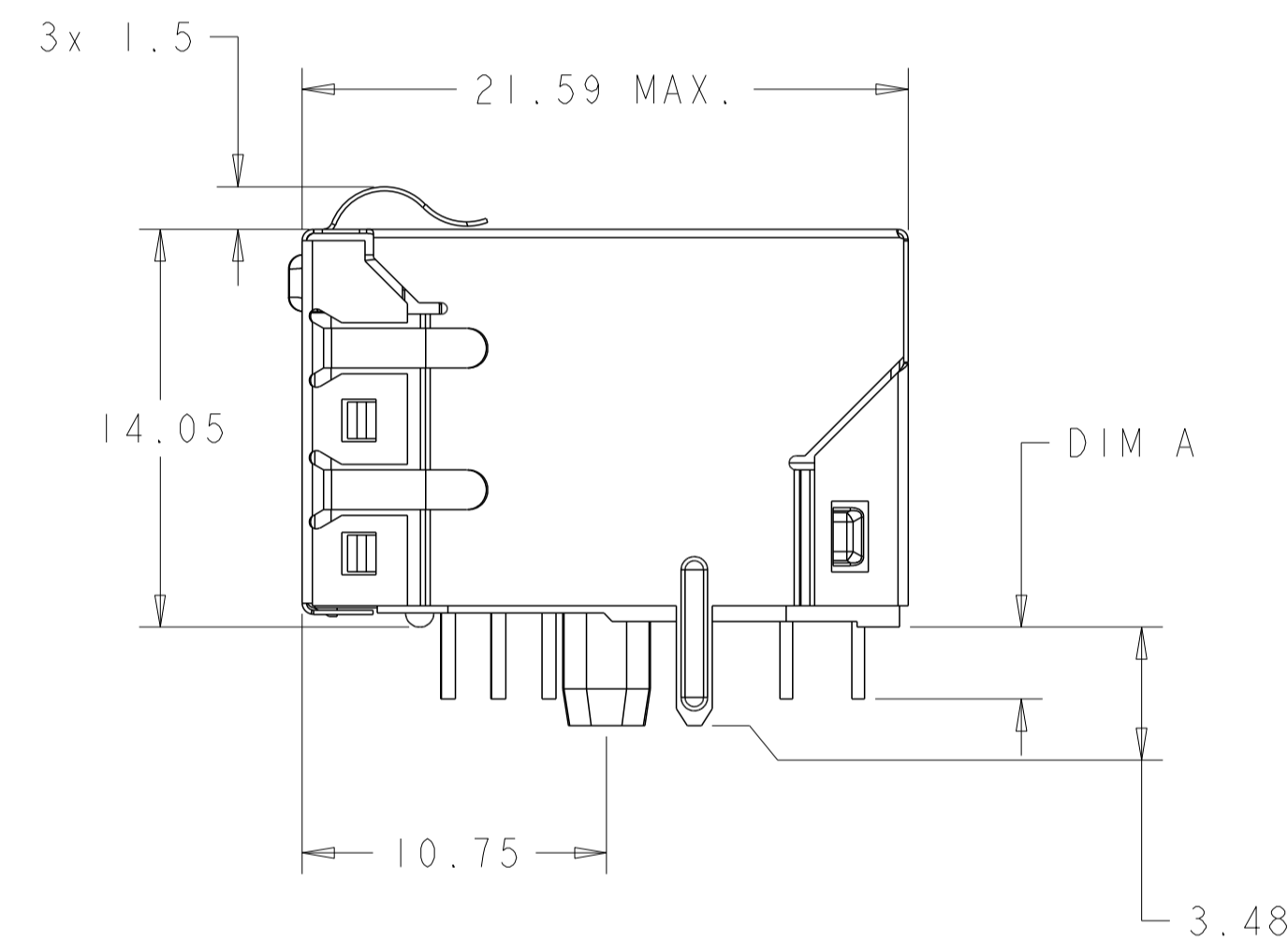
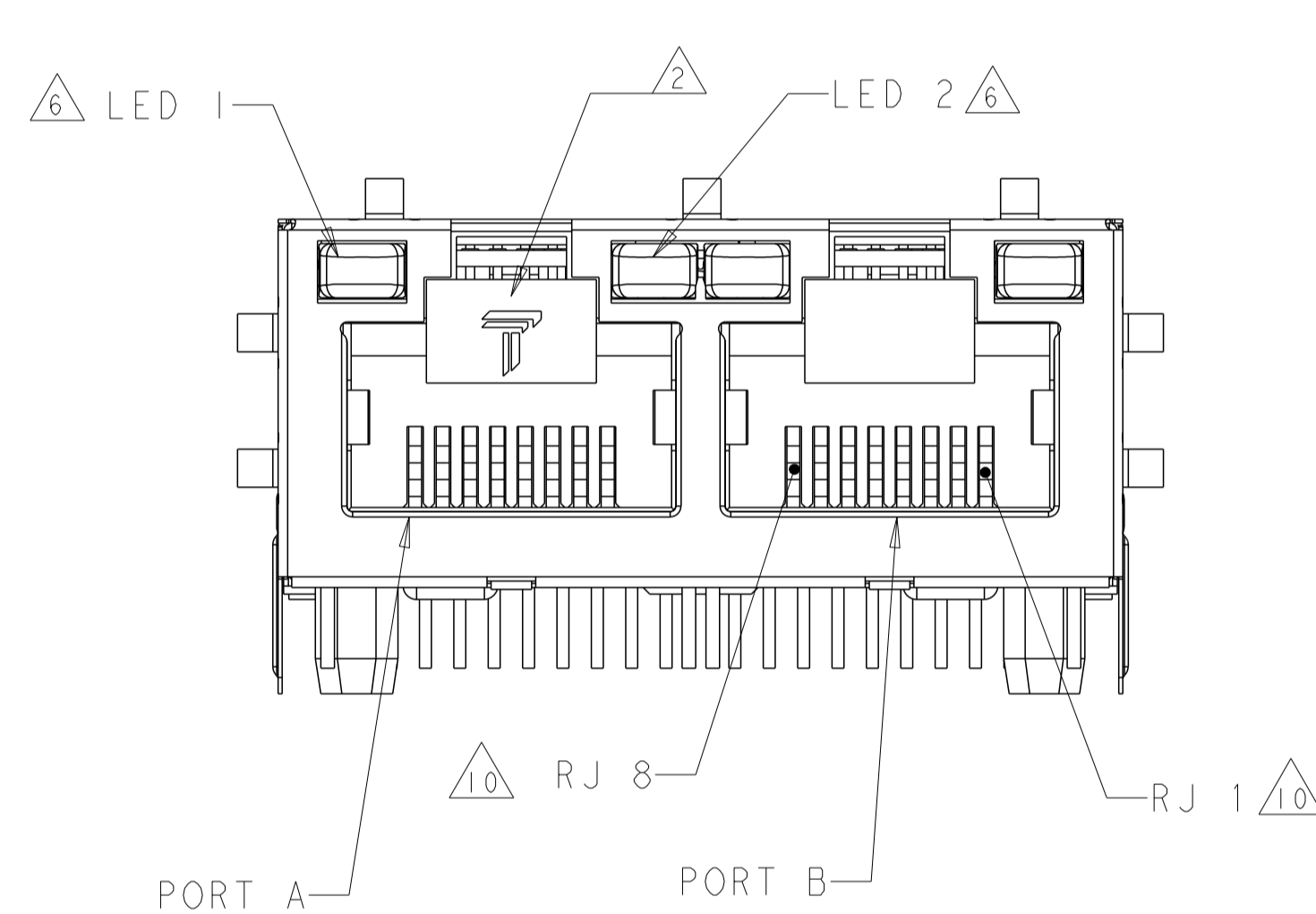
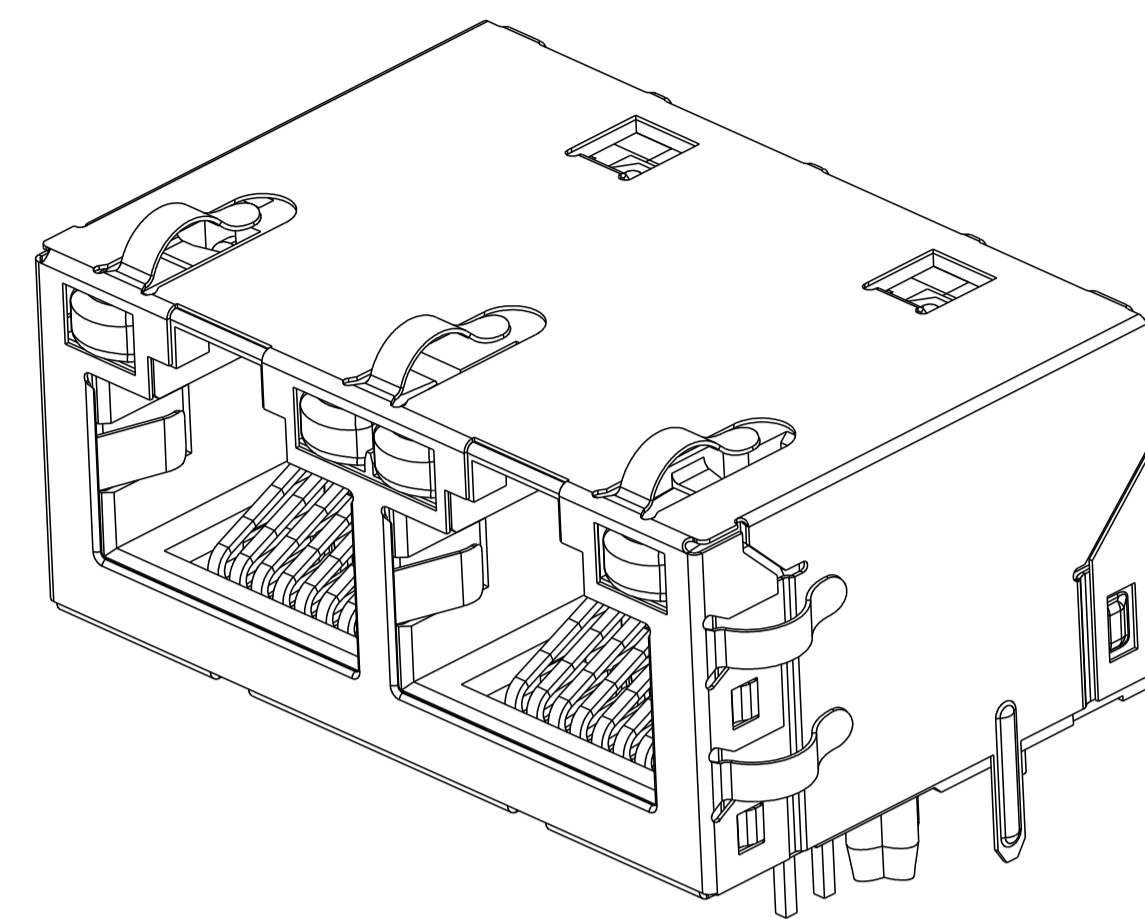
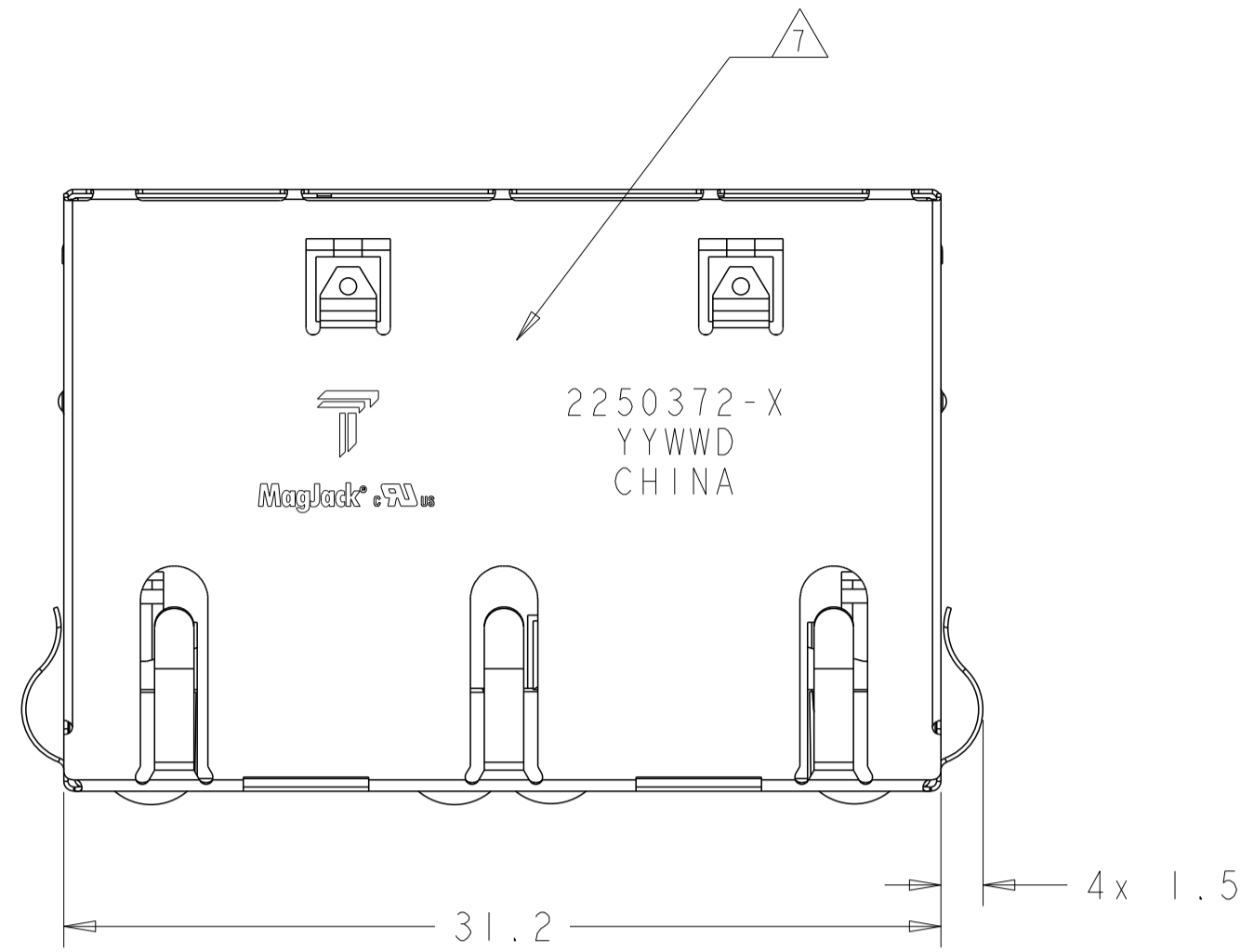


THIS DRAWING AND THE SUBJECT MATTER SHOWN THEREON ARE CONFIDENTIAL AND THE PROPERTY OF BEL/STEWART/TRP CONNECTOR AND SHALL NOT BE REPRODUCED, COPIED, OR USED IN ANY MANNER WITHOUT THE WRITTEN CONSENT OF TRP CONNECTOR.

PRODUCT MAY BE PROTECTED BY ONE OR MORE OF THE FOLLOWING US PATENTS:
 5736910 5939955 6425781 6428361 6554638 6840817 7123117
 7429195 7717749 7808751 6217391 6149050 7924130

REVISIONS				
P	LTN	DESCRIPTION	DATE	APPD
A	EC-1710013		17OCT2017	TRY TY
B	EC-1903022		15MAR2019	TRY TY



SUGGESTED PANEL CUTOUT

1. MATERIALS

- HOUSING: THERMOPLASTIC, FLAMMABILITY RATING UL 94V-0.
- SHIELD: STAINLESS STEEL 0.15mm THICK, PREPLATED WITH 0.76 um MIN SEMI-BRIGHT NICKEL; SOLDER TABS POST PREPLATED WITH 3um TIN.
- CONTACTS: PHOSPHOR BRONZE 0.46mm X 0.30mm, PHOSPHOR BRONZE, 1.27um MIN NICKEL UNDERPLATE, WITH 1.27um MIN GOLD PLATING AT MATING INTERFACE AND 2.54um MIN MATTE TIN ON SOLDER TAILS,
- LIGHT EMITTING DIODE (LED): DIFFUSED EPOXY LENS, 0.5mm X 0.5mm CARBON STEEL WIREFRAME LEADS PREPLATED WITH 2.03um MIN. SILVER PLATE OVER 1.02um MIN. NICKEL OVER 1.02um MIN. COPPER UNDERPLATE; LEADS POST-PLATED WITH 3.05um MIN. MATTE TIN AND/OR SAC SOLDER DIP OR PURE TIN SOLDER DIP

△ RJ45 JACK CAVITY CONFORMS TO FCC RULES AND REGULATIONS PART 68 SUB PART F.

3. MAGNETICS

- APPLICATION: 10/100/1000 BASE-T
- IMPEDANCE: 100 OHMS
- TURNS RATIO (CHIP:CABLE): 1:1 ALL FOUR PAIRS
- OPEN CIRCUIT INDUCTANCE (OCL): 350uH MIN. @100kHz, 0.1VRMS, 8mADC BIAS FROM 0°C TO 70°C, ALL FOUR PAIRS
- ALL FOUR PAIRS BI-DIRECTIONAL
- PERFORMANCE @ 25°C:
 INSERTION LOSS (IL): 1.1dB MAX. FROM 0.5MHz TO 100MHz
 RETURN LOSS (RL): 18dB MIN FROM 0.5MHz TO 40MHz
 12-20LOG(f/80)dB MIN. FROM 40.1MHz TO 100MHz
 CROSSTALK ATTENUATION: 35dB MIN. FROM 0.5MHz TO 40MHz
 33-20LOG(f/50)dB MIN. FROM 40.1MHz TO 100MHz
 COMMON MODE REJECTION RATIO (CMRR): 30dB MIN. FROM 0.5MHz TO 100MHz
- ISOLATION VOLTAGE: 2250VDC FOR 60 SECONDS WITH A RISE TIME OF 500 V/SEC

4. OPERATING TEMPERATURE: FROM 0°C TO +70°C.

△ INDICATED MAGNETIC CONNECTIONS ARE SYMMETRICAL TO SUPPORT AUTO-MDI/MDIX.

△ THE 250 OHM RESISTOR IS OPTIONAL, PLEASE SEE CHART FOR PRESENCE OF LED RESISTORS
 IF LEADS WITHOUT 250 OHM RESISTOR, LEADS ARE DRIVEN WITH CONSTANT CURRENT AT APPROX 20mA
 LED COLOR: DOMINATE WAVELENGTH (λD): GREEN 568 nm TYP @ IF=20mA
 FORWARD VOLTAGE (VF): GREEN 2.2V TYP @ IF 20mA
 DOMINATE WAVELENGTH (λD): YELLOW 588 nm TYP @ IF=20mA
 FORWARD VOLTAGE (VF): YELLOW 2.1V TYP @ IF 20mA
 IF LEADS WITH BUILT-IN 250 OHM RESISTOR, LEADS ARE DRIVEN WITH 5V VOLTAGE AND THE MAX OPERATING CURRENT IS 20mA
 LED COLOR: DOMINATE WAVELENGTH (λD): GREEN 568 nm TYP @ VF=5V
 FORWARD CURRENT (IF): GREEN 12mA TYP @ VF=5V
 DOMINATE WAVELENGTH (λD): YELLOW 588 nm TYP @ VF=5V
 FORWARD CURRENT (IF): GREEN 13mA TYP @ VF=5V

△ TRP CONNECTOR LOGO, PART NUMBER, DATE CODE, COUNTRY OF ORIGIN AND AGENCY APPROVAL MARKING IN APPROXIMATE LOCATION SHOWN.

△ THE PART COMPLIANTS TO WAVE SOLDERING PROCESS, PREHEAT TEMPERATURE IS 120°C TO 160°C, 120 SECONDS TO 180 SECONDS, PEAK SOLDERING TEMPERATURE IS 260°C MAX, 10 SECONDS MAX.

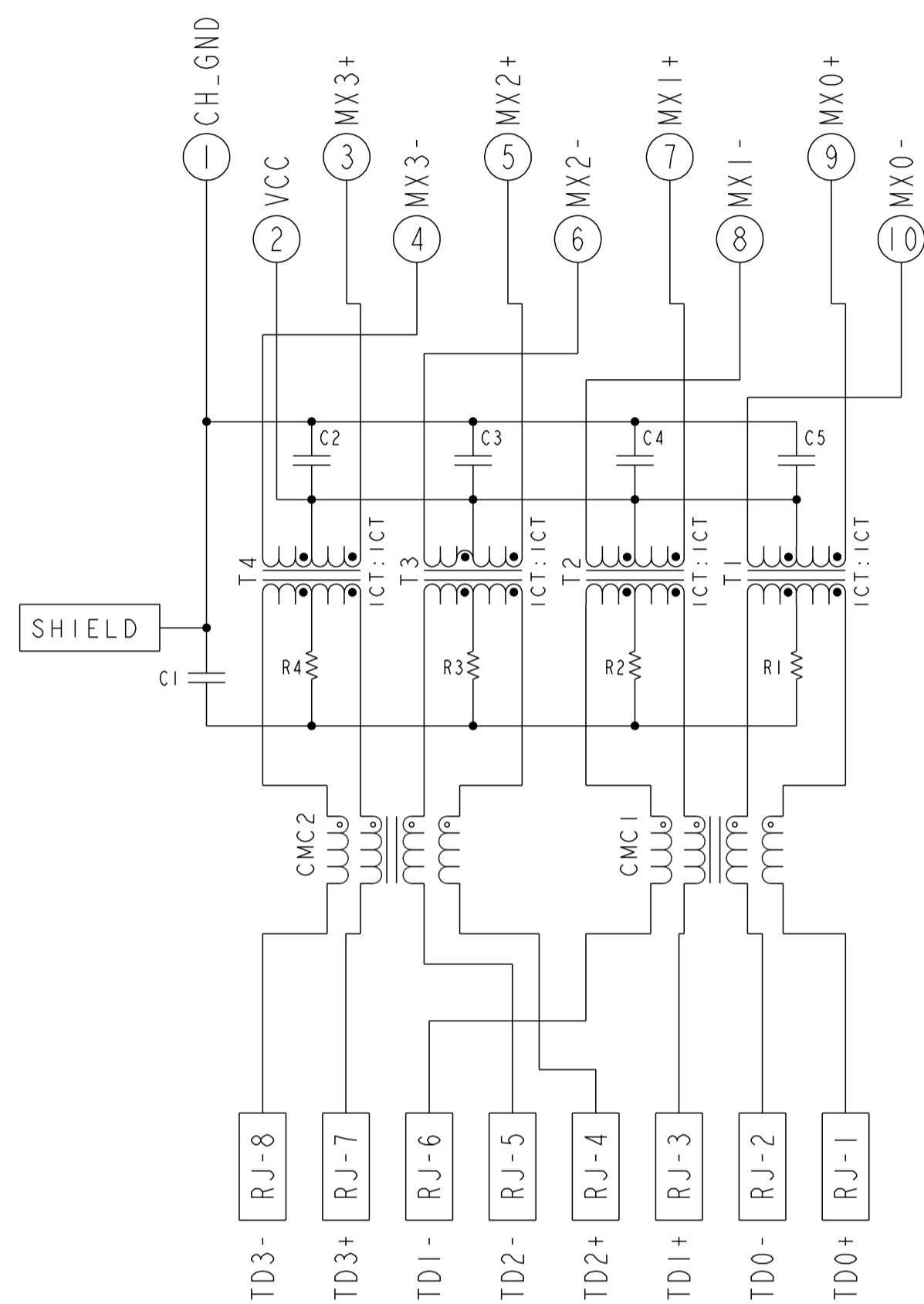
△ THE PART COMPLIANTS TO IR REFLOW SOLDERING PROESS, PEAK SOLDERING TEMPERATURE 260°C MAX. DURATION TIME 10 SECONDS MAX., OVER 230 °C WITHIN 40 TO 60 SECONDS.

△ CONTACT LUBRICANT IN MATING AREA. FOR 2250372-8 ONLY

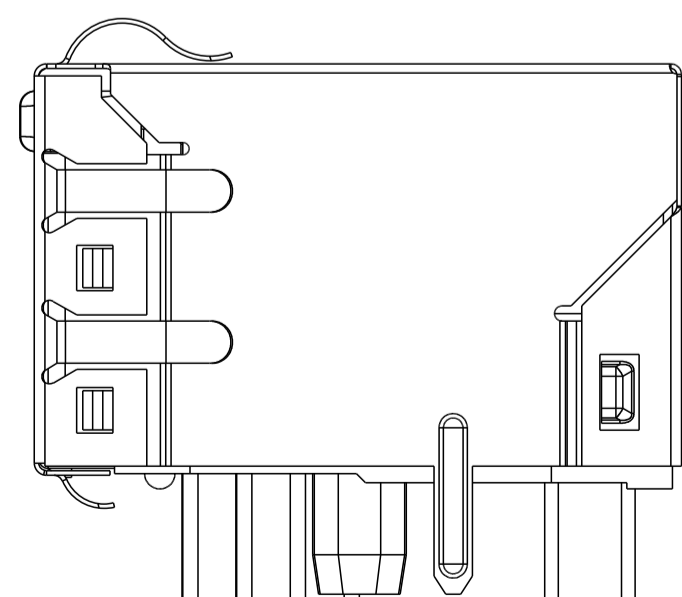
△10	WAVE △8	TOP AND SIDES	PBT	3.68	YELLOW	GREEN	NO	YELLOW	GREEN	NO	2250372-8
NONE	WAVE △8	TOP AND SIDES	PBT	3.68	-	GREEN	NO	-	GREEN	NO	2250372-7
NONE	REFLOW △9	TOP AND SIDES	HTN	3.68	-	YELLOW	NO	-	GREEN	NO	2250372-6
NONE	REFLOW △9	TOP AND SIDES	HTN	3.68	-	YELLOW	YES	-	GREEN	YES	2250372-5
NONE	WAVE △8	ALL	PBT	3.68	-	GREEN	YES	-	YELLOW	YES	2250372-4
NONE	WAVE △8	TOP AND SIDES	PBT	2.54	YELLOW	GREEN	NO	YELLOW	GREEN	NO	2250372-3
NONE	WAVE △8	TOP AND SIDES	PBT	3.68	YELLOW	GREEN	NO	YELLOW	GREEN	NO	2250372-2
NONE	WAVE △8	TOP AND SIDES	HTN	2.54	-	GREEN	YES	-	GREEN	YES	2250372-1
LUBE	SOLDERING PROCESS	SHIELD TABS	HOUSING MATERIAL	DIM A	D1 ← D2 D1 → D2		LED 1 250 OHM RESISTORS	D3 ← D4 D3 → D4		LED 2 250 OHM RESISTORS	PART NUMBER
					LED 1 △6			LED 2 △6			

THIS DRAWING IS A CONTROLLED DOCUMENT AND COMPLIANT TO ASME Y14.5M		OWN: TOWER YU / YI LIU 18FEB2016	DONGGUAN CHINA a bel group
DIMENSIONS: mm		CHK: BILL LIU 18FEB2016	
TOLERANCES UNLESS OTHERWISE SPECIFIED:		APPD: TONY YUAN 18FEB2016	MODEL NAME: MAGJACK GANG NON-POE
0 PLC ±0.25 1 PLC ±0.25 2 PLC ±0.25 3 PLC ±0.25 4 PLC ± ANGLES ± APPLICATION SPEC ±		DESC: 1X2 7G15I GIGABIT TAB UP W/ LED	SIZE: A1
PRODUCT SPEC: 108-104004		SCALE: 4:1	SHEET 1 OF 2 REV B

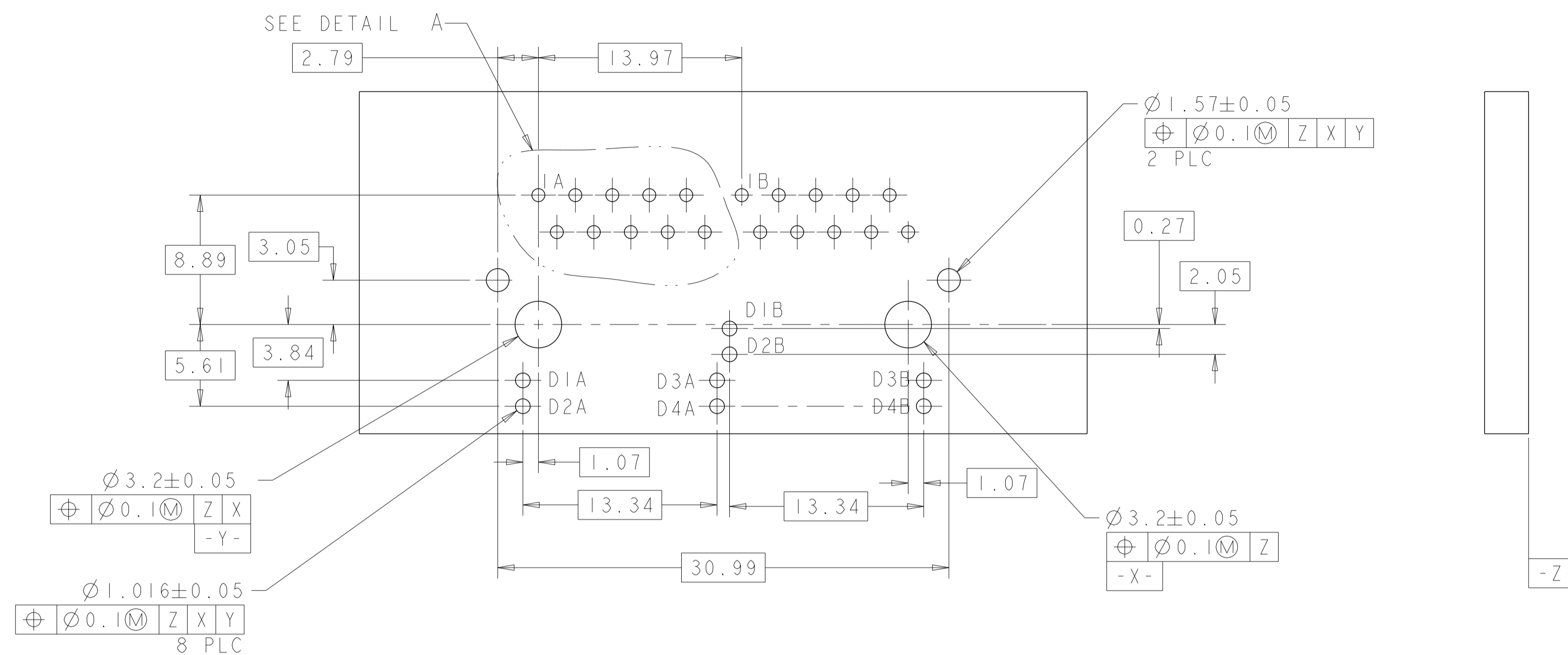
7G151 GIGABIT CIRCUIT



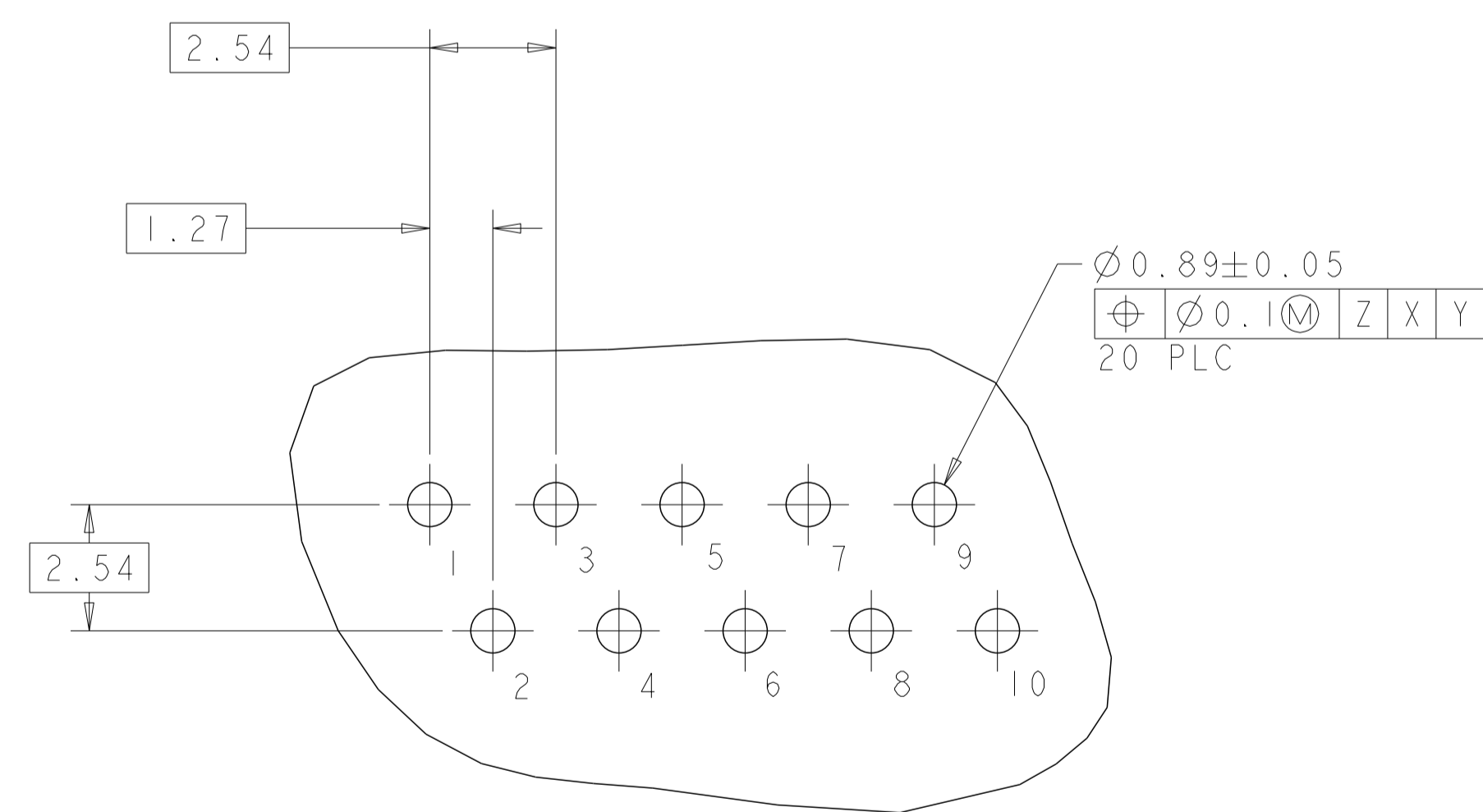
C1 = 1000pF, 2kV CAPACITOR
 R1-R4 = 75 Ohms, RESISTORS
 C2-C5 = 0.1μF, CAPACITORS



2250372-4



SUGGESTED CUSTOMER PCB
(COMPONENT SIDE)



DETAIL A
SCALE 8:1

THIS DRAWING IS A CONTROLLED DOCUMENT. AND COMPLIANT TO ASME Y14.5M		DWG: TOWER YU / YI LIU 18FEB2016 CHK: BILL LIU 18FEB2016 APP'D: TONY YUAN 18FEB2016	DONGGUAN CHINA
DIMENSIONS: mm TOLERANCES UNLESS OTHERWISE SPECIFIED: 0 PLC ±0.25 1 PLC ±0.25 2 PLC ±0.25 3 PLC ±0.25 4 PLC ±0.25 ANGLES ±° APPLICATION SPEC ±°	MODEL NAME: MAGJACK GANG NON-POE DESC: 1X2 7G151 GIGABIT TAB UP W/ LED SIZE: A1 CAGE CODE: 2250372 DRAWING NO: 108-104004	RESTRICTED TO: - SCALE: 4:1 SHEET: 2 OF 2 REV: B	

X-ON Electronics

Largest Supplier of Electrical and Electronic Components

Click to view similar products for [Modular Connectors](#) / [Ethernet Connectors](#) category:

Click to view products by [Bel Fuse](#) manufacturer:

Other Similar products are found below :

[8949-H88/06BLKA/SN](#) [74441-0010/BKN](#) [PHP-6P6C-5](#) [GAX-3-66](#) [GAX-8-62](#) [GDCX-PN-66](#) [GLX-A-44](#) [GLX-N-1010M-BLK](#) [GMX-SMT4-N-88](#) [GSGX-N-2-88](#) [GSGX-N-4-88](#) [GSX-NS2-88-3.05](#) [GSX-NS-88-3.68](#) [PT-108A-8C-UL](#) [PTS-J531-8CS-50UL](#) [A-2014-0-4](#) [GWLX-S9-88-YG](#) [DC-1021-8-WH-6](#) [1300530003](#) [1324640-4](#) [RJ11FTVC2G](#) [RJ11FTVC2N](#) [RJFTVX2SA1G](#) [132764-001](#) [1413235](#) [MPS88RX-5000](#) [E5288-S000K3-L](#) [155302-001](#) [AX101050](#) [AX101063](#) [AX101065](#) [AX101072](#) [AX101307](#) [AX101315](#) [AX101318](#) [AX102271](#) [AX102288](#) [AX102651](#) [AX102660](#) [AX104024](#) [J0012D21NL](#) [J0026D01ENL](#) [PC4D0018P](#) [8949-B88/6](#) [2-6609208-5](#) [303066VFL](#) [303068V](#) [303088LFLSA](#) [303088SBL](#) [30-8603](#)