

# Type 5MF / 5MFP

## Fast Blow Fuse Series

HF  5MF/5MFP Series, 5x20mm Glass Tube Fast Blow Fuse

RoHS Compliant

### Description

5x20mm Fast Blow, glass tube body cartridge fuse designed, approved and complied with UL and CSA standard 248-14.



### Features


- Meet UL and CSA standard 248-14
- Wide operating temperature range
- Bulk and Tape & Reel packing available
- Full compliance with EU Directive 2011/65/EU and amending directive 2015/863
- Halogen Free
- Lead Free

### Applications

Provide individual protection for components or internal circuits.

- Power supplies
- Battery charger
- Monitor
- Adapter

LEAD FREE =   
 HALOGEN FREE = 






### Physical Specifications

Materials	Body : Glass
	Cap: Nickel Plated Brass Caps
	Leads: Matte Tin Plated Copper
Marking	On Fuse :
	"bel", "5MF", "Current Rating", "Voltage Rating", "Appropriate Safety Logos", "✓" ( RoHS compliant)
	On Label :
	"bel", "5MF" or "5MFP", "Current Rating", "Voltage Rating", "Interrupting Rating", "Appropriate Safety Logos" and "✓", "G" (China RoHS compliant).

### Electrical Characteristics (UL/CSA STD.248-14)

Testing Current	Blow Time	
	Minimum	Maximum
100%	4 Hrs.	N/A
135%	N/A	1 Hr.
200%	N/A	5 sec

### Safety Agency Approvals




Safety Agency	Safety Agency Certificate	Ampere Rating/ Voltage Rating	Ampere Range / Volt @ I.R. ability*
	E20624	350mA-3A/250V AC	350mA-3A/250V AC@200A 350mA-8A/125V AC @ 10,000A
	LR39772		
	JET1037-31003-1010	3.15A-8A/125V AC	1A-5A/125V AC@500A
	JET1037-31003-1011		
	JET1037-31003-1007		

\*I.R.= Interrupting Rating = Short Circuit Rating(Amps)

## Environmental Specifications

Shock Resistance	MIL-STD-202G, Method 213B, Test Condition 1 (100 G's peak for 6 milliseconds; Sawtooth waveform)
Vibration Resistance	MIL-STD-202G, Method 201A (10-55 Hz, 0.06 inch, total excursion).
Salt Spray Resistance	MIL-STD-202G, Method 101E, Test Condition B (48 hrs).
Insulation Resistance	MIL-STD-202G, Method 302, Test Condition A (After Opening) 10,000 ohms minimum.
Solderability	MIL-STD-202G, Method 208H
Resistance to solder Heat	MIL-STD-202G, Method 210F, Test Condition B (260+/-5°C, 10+/-1 sec)
Thermal Shock	MIL-STD-202G, Method 107G, Test Condition B (-65°C to +125°C).
Operating Temperature	-55°C to +125°C
Terminal Strength	IEC-68-2-21

## Electrical Specifications

Catalog Number	Ampere Rating	Typical Cold Resistance (ohms)	Volt-drop @100%In (Volt) max.	Voltage and Interrupting Ratings	Melting I <sup>2</sup> T <10 mSec (A <sup>2</sup> Sec)	Melting I <sup>2</sup> T @ 10 In (A <sup>2</sup> Sec)	Maximum Power Dissipation (W)	Agency Approvals		
										
5MF(P) 350-R	350mA	0.92	1.06	See Table of Safety Approvals on Page 1 for Voltage and associated Interrupting Ratings	0.038	0.032	0.36	Y	Y	
5MF(P) 400-R	400mA	0.65	0.74		0.080	0.084	0.20	Y	Y	
5MF(P) 500-R	500mA	0.49	0.78		0.122	0.118	0.33	Y	Y	
5MF(P) 600-R	600mA	0.394	0.77		0.195	0.195	0.44	Y	Y	
5MF(P) 700-R	700mA	0.305	0.73		0.265	0.267	0.65	Y	Y	
5MF(P) 800-R	800mA	0.243	0.61		0.40	0.40	0.54	Y	Y	
5MF(P) 1-R	1A	0.118	0.22		0.88	0.85	0.26	Y	Y	Y
5MF(P) 1.25-R	1.25A	0.085	0.21		1.5	1.5	0.31	Y	Y	Y
5MF(P) 1.5-R	1.5A	0.067	0.17		2.6	2.6	0.36	Y	Y	Y
5MF(P) 2-R	2A	0.046	0.16		4.4	4.5	0.44	Y	Y	Y
5MF(P) 2.5-R	2.5A	0.037	0.16		7.6	7.8	0.52	Y	Y	Y
5MF(P) 3-R	3A	0.030	0.17		13	14	0.59	Y	Y	Y
5MF(P) 3.5-R	3.5A	0.025	0.15		17	18	0.65	Y	Y	Y
5MF(P) 4-R	4A	0.019	0.14		22	24	0.72	Y	Y	Y
5MF(P) 5-R	5A	0.016	0.15		38	41	0.84	Y	Y	Y
5MF(P) 6-R	6A	0.012	0.13		65	72	0.96	Y	Y	Y
5MF(P) 7-R	7A	0.011	0.13		88	97	1.10	Y	Y	Y
5MF(P) 8-R	8A	0.009	0.13		113	126	1.23	Y	Y	Y

Consult manufacturer for other ratings

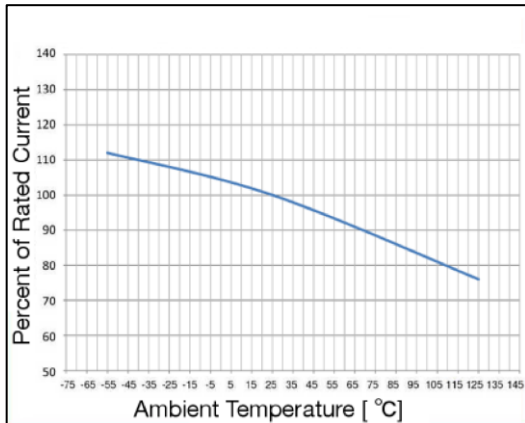


Specifications subject to change without notice

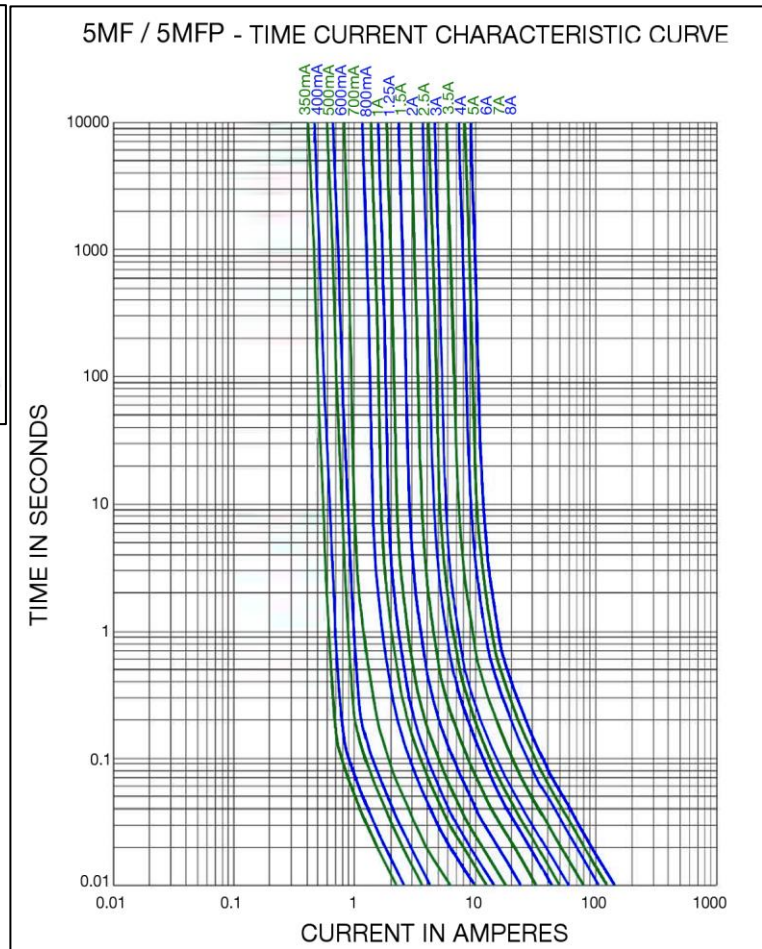
Bel Fuse Inc.  
206 Van Vorst Street  
Jersey City, NJ 07302 USA

+1 201.432.0463  
Bel.US.CS@belf.com  
[belfuse.com/circuit-protection](http://belfuse.com/circuit-protection)

## Temperature Derating Curve

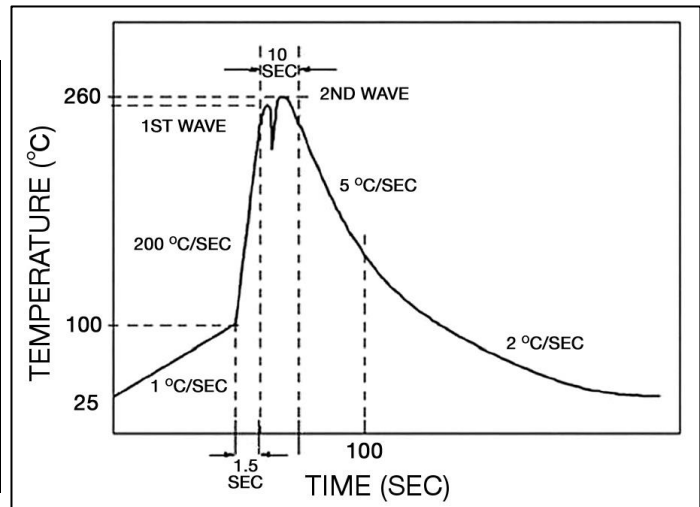


## Average Time Current Curve



## Soldering Parameters

Lead-free Wave Soldering Profile	
Wave Soldering Parameter	
Average ramp-up rate	200°C / second
Heating rate during preheat	typical 1 - 2°C / second Max 4°C / second
Final preheat temperature	within 125°C of soldering temperature
Peak temperature Tp	260°C
Time within +0°C / -5°C of actual peak temperature	10 seconds
Ramp-down rate	5°C / second max.



# Type 5MF / 5MFP

## Fuse FGNO Explanation

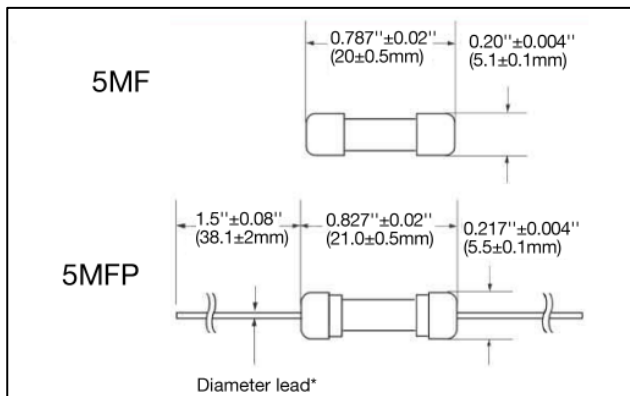
0651 R [XXXX] -XX

[XXXX]=Ampere Rating; XX=See Ordering Information as below

Fraction	Decimal	Milliamps	Bel FGNO[XXXX]
	.350	350	0350
4/10	.400	400	0400
1/2	.500	500	0500
6/10	.600	600	0600
7/10	.700	700	0700
8/10	.800	800	0800

Fraction	Decimal	Amps	Bel FGNO[XXXX]
	1.0	1	1000
1-1/4	1.25	1.25	1250
1-1/2	1.50	1.5	1500
	2.0	2	2000
2-1/2	2.5	2.5	2500
	3.0	3	3000
3-1/2	3.5	3.5	3500
	4.0	4	4000
	5.0	5	5000
	6.0	6	6000
	7.0	7	7000
	8.0	8	8000

## Mechanical Dimensions



\*Ratings 5A and less have 0.032" ± 0.002" diameter lead;  
 \*Ratings 6A and above have 0.039" ± 0.002" diameter lead.

## Ordering Information

0651 R XXXX - X X

FUSE TYPE  
 0651RXXXX-XX = 5MF/5MFP Series [X>1]

R = RoHS Compliant

AMPERE RATING  
 Refer to fuse FGNO explanation table

VOLTAGE CODE  
 2 = 125V, for 3.5A - 8A, glass tube  
 3 = 250V for 350mA - 3A, glass tube

QUANTITY & PACKAGING CODE  
 1 = Cartridge Version , 1K / box  
 3 = Pigtail Version , 1K bulk pack  
 6 = Pigtail Version, Tape and Reel, 1500 / reel

## Packaging

Packaging Option	Packaging Specification	Quantity	Packaging Code	Inside Tape Spacing
Bulk	N/A	1000	31 / 21	N/A
Bulk (Pigtail Type)	N/A	1000	33 / 23	N/A
Tape & Reel	EIA-296-F	1500	73 / 26	10mm Pitch and 63mm



Specifications subject to change without notice

Bel Fuse Inc.  
 206 Van Vorst Street  
 Jersey City, NJ 07302 USA

+1 201.432.0463  
 Bel.US.CS@belf.com  
[belfuse.com/circuit-protection](http://belfuse.com/circuit-protection)

## X-ON Electronics

Largest Supplier of Electrical and Electronic Components

*Click to view similar products for [Cartridge Fuses](#) category:*

*Click to view products by [Bel Fuse](#) manufacturer:*

Other Similar products are found below :

[5ST250MA-R](#) [5TT3A-R](#) [5TT8A-R](#) [MBO-20](#) [MDM-4/10](#) [MDQ-V-15/100](#) [MDX-1-6/10](#) [MDX-2](#) [MDX-3-2/10](#) [MDX-6-1/4](#) [FLSR-15](#)  
[FLSR-30](#) [FRS-1-1/4](#) [FRS-1-6/10](#) [FRS-4/10](#) [H362003](#) [ABC-2](#) [1/2A](#) [12C10X38GI](#) [AGC-15EX](#) [AGC-V-3-12-R](#) [AGY-50](#) [15019-G](#) [MSL-1-](#)  
[1/2](#) [MSL-1-1/4](#) [MSL-1/2](#) [MSL-1/4](#) [MSL-3](#) [MSL-3/4](#) [MSL-4](#) [MSL-5](#) [BK1/C436-2A](#) [BK1-GMA-1-6-R](#) [BK1-S501-3-15-R](#) [BK1-S505-1-R](#)  
[BK1-S506-3-15-R](#) [BK/C515S-250-R](#) [S501-V-10A](#) [301030](#) [303030](#) [FLA10](#) [FLA-4/10](#) [FLNR-5](#) [20.0M6.3X32F](#) [301001](#) [301020](#) [311008](#)  
[31301.5H-XP](#) [313.25](#) [313.75](#)