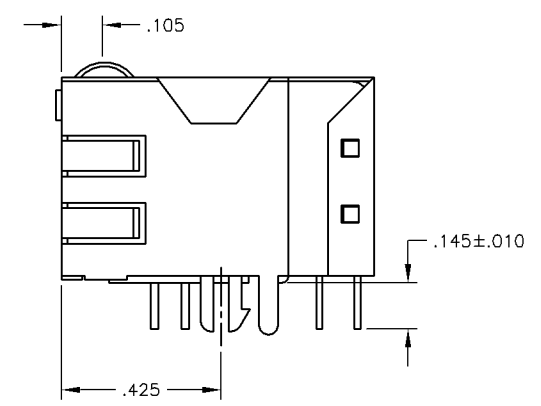
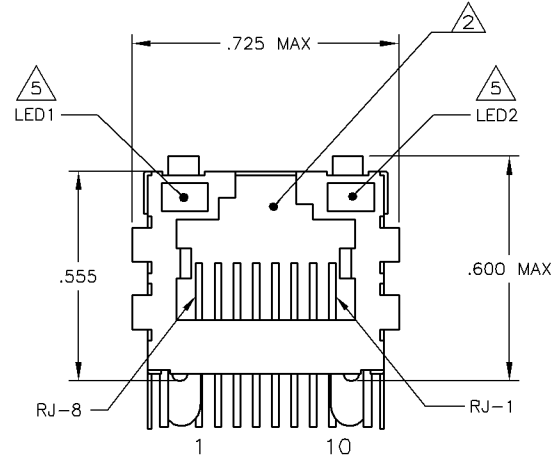
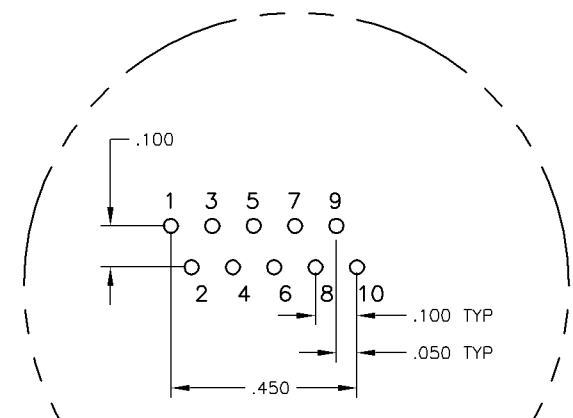
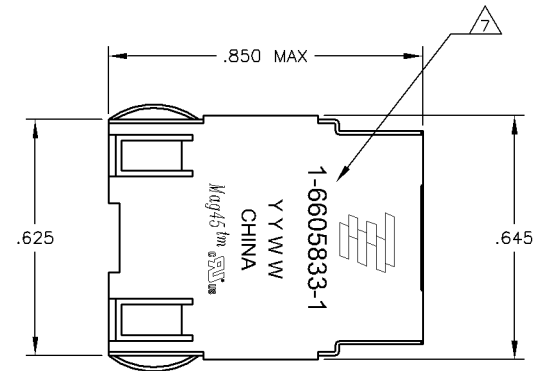


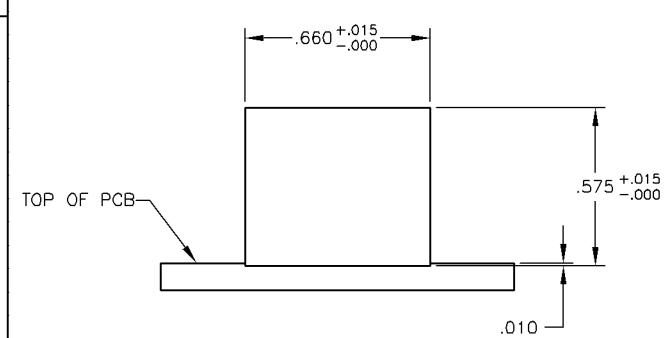
THIS DRAWING IS UNPUBLISHED. RELEASED FOR PUBLICATION
 © COPYRIGHT BY TYCO ELECTRONICS CORPORATION. ALL RIGHTS RESERVED.

LOC		REV		REVISIONS			
AA	22	P	LNK	DESCRIPTION	DATE	DR	APP
		B		REV PER ECO-08-026390	28AUG2008	VL	TX

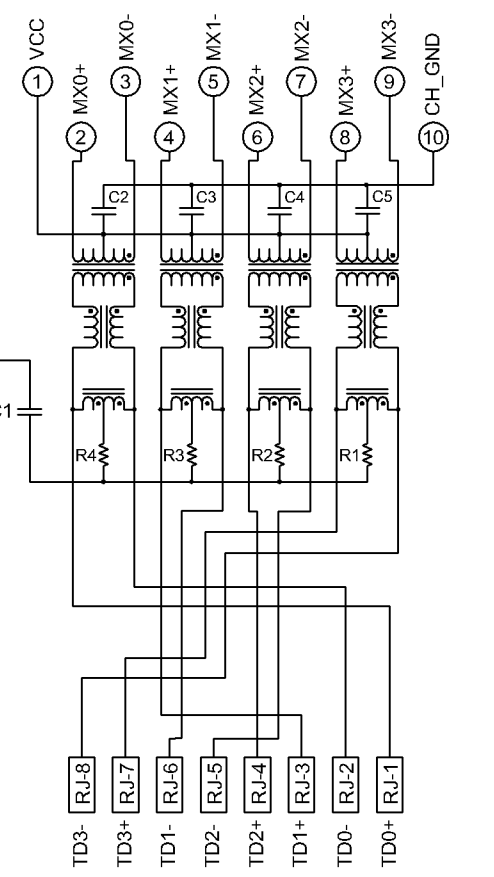
MECHANICAL:



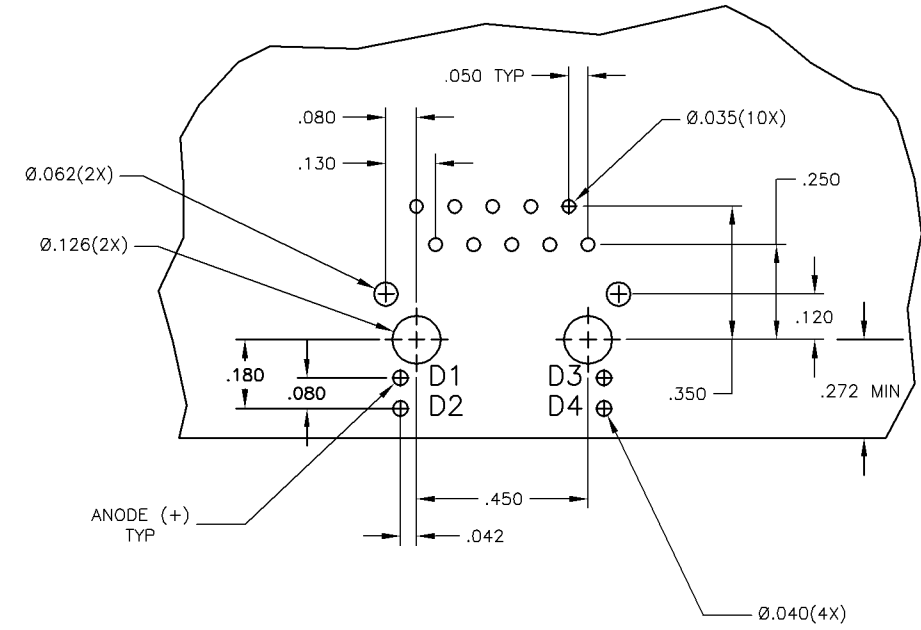
- MATERIALS:**
- HOUSING - THERMOPLASTIC PET POLYESTER FLAMMABILITY RATING UL 94V-0.
 - SHIELD - .010" THICK, C26800 BRASS PREPLATED WITH 30μINCH MIN SEMI-BRIGHT NICKEL, SOLDER TABS POST DIPPED WITH 100μINCH MIN SAC SOLDER.
 - MOD JACK CONTACTS - 0.0157" x 0.018" PHOSPHOR BRONZE, 50μINCH MIN OVERALL NICKEL UNDERPLATE, WITH SELECT 50μINCH MIN HARD GOLD FINISH PLATE.
 - SOLDERTAILS WITH 100μINCH MIN MATTE TIN AND/OR SAC SOLDER DIP.
 - LIGHT EMITTING DIODE(LED) - DIFFUSED EPOXY LENS, .020" x .020" CARBON STEEL WIREFRAME LEADS PRE-PLATED WITH 80μINCH SILVER OVER 40μINCH NICKEL UNDERPLATE OVER 40μINCH COPPER UNDERPLATE, POST-PLATED WITH 100μINCH MIN MATTE TIN AND/OR SAC SOLDER DIP OR PURE TIN SOLDER DIP.
- RJ45 JACK CAVITY CONFORMS TO FCC RULES AND REGULATIONS PART 68, SUB PART F.**
- MAGNETICS**
- APPLICATION: 10/100/1000 BASE-T
 - IMPEDANCE: 100 OHMS
 - TURNS RATIO (CHIP: CABLE): 1:1 ALL FOUR PAIRS
 - OPEN CIRCUIT INDUCTANCE (OCL): 350uH MIN @100kHz, 0.1VRMS, 8mADC BIAS FROM 0°C TO 70°C, ALL FOUR PAIRS
 - ALL FOUR PAIRS BI-DIRECTIONAL
 - PERFORMANCE @ 25°C:
 - INSERTION LOSS (IL): 1.1dB MAX FROM 0.5MHZ TO 100MHZ
 - RETURN LOSS (RL): 18dB MIN FROM 0.5MHZ TO 40MHZ
 - 12-20LOG(f/80)dB MIN FROM 4.0.1MHZ TO 100MHZ
 - CROSSTALK ATTENUATION: 35dB MIN FROM 0.5MHZ TO 40MHZ
 - 33-20xLOG(f/50)dB MIN FROM 4.0.1MHZ TO 100MHZ
 - COMMON MODE REJECTION RATIO (CMRR): 30dB MIN FROM 0.5MHZ TO 100MHZ
 - ISOLATION VOLTAGE: COMPLIES WITH IEEE802.3 2002, PARA 40.6.1.1, ITEM b.



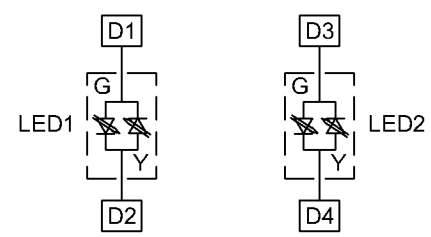
7G05P1 SERIES MAGNETIC CIRCUIT



C1 = 1000 pF, 2kV CAPACITOR
R1-R4 = 75 OHMS, 1/16 W RESISTORS
C2-C5 = 0.1uF, 50V, X7R CAPACITORS



Suggested PCB Layout (Component Side)



LED CONFIGURATION FOR 6605833-6 ONLY

4. OPERATING TEMPERATURE: FROM 0°C TO +70°C.
- THE 250 OHM LED RESISTORS ARE OPTIONAL, PLEASE SEE CHART FOR PRESENCE OR ABSENCE OF LED RESISTORS. IF THE LED WITHOUT 250 OHM RESISTORS, LED IS DRIVEN WITH CONSTANT CURRENT AT APPROX 20mA.
- LED COLOR: DOMINANT WAVELENGTH (λD): GREEN 568 nm TYP. @ IF=20mA
 FORWARD VOLTAGE (VF): GREEN 2.2V TYP. @ IF=20mA
 DOMINANT WAVELENGTH (λD): YELLOW 588 nm TYP. @ IF=20mA
 FORWARD VOLTAGE (VF): YELLOW 2.1V TYP. @ IF=20mA.
- IF THE LED WITH 250 OHM RESISTORS, LED IS DRIVEN WITH 5V VOLTAGE AND THE MAX OPERATING CURRENT IS 20mA.
- LED COLOR : DOMINANT WAVELENGTH (λD): GREEN 568 nm TYP. @ VF=5V
 FORWARD CURRENT (IF): GREEN 12 mA TYP. @ VF=5V
- THE MAGNETICS ARE SYMMETRIC AND SUPPORT AUTO-MDI/MDIX.
- TYCO ELECTRONICS LOGO, PART NUMBER, DATE CODE, COUNTRY OF ORIGIN AND AGENCY APPROVAL MARKING IN APPROXIMATE LOCATION SHOWN.
- THESE PARTS ARE RECOMMENDED FOR WAVE SOLDERING PROCESS, PREHEAT TEMPERATURE IS 120°C TO 160°C, 120 SECONDS TO 180 SECONDS, PEAK WAVE SOLDERING TEMPERATURE IS 260°C MAX, 10 SECONDS MAX.

GREEN	YES	GREEN	YES	1-6605833-1
GREEN/YELLOW	NO	GREEN/YELLOW	NO	6605833-6
LED1	250 OHMS RESISTOR	LED2	250 OHMS RESISTOR	PART NUMBER

THIS DRAWING IS A CONTROLLED DOCUMENT.		DATE: 04MAR2008	NAME: D. FAROLE	DATE: 04MAR2008	TYCO ELECTRONICS
DIMENSIONS: INCHES		TOLERANCES UNLESS OTHERWISE SPECIFIED:		APPROVED: D. FAROLE	
0 PLG	± .000	1 PLG		± .005	
1 PLG	± .010	2 PLG		± .010	
3 PLG	± .015	4 PLG		± .015	
5 PLG	± .020	FINISH		-	
MATERIAL		FINISH		WEIGHT	
-		-		-	
CUSTOMER DRAWING		SCALE		SHEET 1 OF 1	
-		NTS		REV B	

X-ON Electronics

Largest Supplier of Electrical and Electronic Components

Click to view similar products for [Modular Connectors / Ethernet Connectors](#) category:

Click to view products by [Bel Fuse](#) manufacturer:

Other Similar products are found below :

[8949-H88/06BLKA/SN](#) [74441-0010/BKN](#) [MP1010RX-1000](#) [MP44RX-1000](#) [PHJ-4P4C-1-V-4](#) [PHP-6P6C-5](#) [GAX-3-66](#) [GAX-8-62](#) [GDCX-PA-66-50](#) [GDCX-PN-64](#) [GDCX-PN-66](#) [GDCX-PN-66-50](#) [GDLX-A-66](#) [GDLX-N-66](#) [GDLX-S-66](#) [GDLX-S-88K](#) [GDLX-SMT-S-88](#) [GDTX-S-88-50](#) [GDX-PA-1010](#) [GLX-N-1010M-BLK](#) [GLX-S-88M-BLK](#) [GMX-N-1010](#) [GMX-S-1010](#) [GMX-S-66](#) [GMX-SMT4-N-88](#) [GPX-2-64](#) [GSGX-N-2-88](#) [GSGX-N-4-88](#) [GSX-NS2-88-3.05](#) [GSX-NS2-88-3.05-50](#) [GSX-NS-88-3.05-50](#) [PT-108A-8C-UL](#) [PT-J951-8C](#) [PTS-J531-8CS-50UL](#) [1-1775629-2](#) [A-2014-0-4](#) [GWLX-S-88-GR](#) [GWLX-S9-88-YG](#) [DC-1021-8-WH-6](#) [1300530003](#) [1324640-4](#) [RJ11FTVC2G](#) [RJ11FTVC2N](#) [RJFTVX2SA1G](#) [132764-001](#) [1413235](#) [MP88X-1000](#) [MPS88RX-5000](#) [E5288-S000K3-L](#) [E5908-15A242-L](#)