

■ Connectivity for
Business-Critical Continuity™

Trompeter Military/Aerospace RF Connectors, Cable Assemblies and Patching Solutions

Product Catalog



Trompeter
Connectivity Solutions


EMERSON
Network Power



...enhancing the growth of technology.

Emerson Network Power Connectivity Solutions, provider of Trompeter brand patchjacks, RF connectors and components, and RF cable assemblies to the military and aerospace industry, has been a proud supplier to virtually all the prime contractors and directly to governments for many years. As a recognized industry leader and innovator, we are committed to superior product quality, unquestioned integrity and world-class customer service.

Our mission is to provide innovative products that will continually deliver high quality signal over cable in MIL-STD-1553, fully compliant video transport, and multiple other formats. Our extensive line of cost-effective products are rigorously designed and tested to provide the critically engineered resolutions necessary to enhance the end-user's overall experience. Most importantly, our primary goal is to help protect our warriors and support personnel with superior technology and field performance in harsh conditions as the premier provider of voice, data and video while supporting your continued profitable growth as a supplier to this segment.

A handwritten signature in black ink, appearing to read "Brian G. Mason".

Brian G. Mason
President

CONTENTS

TWINAX/TRIAX CONNECTORS

Mil-Std-1553B Data Bus General Specifications Guide 2-3

70/370 Series

MIL-C-49142 QPL'd Connectors 5
TRB/TRT Miniature Plugs & Jacks 6
TRB/TRT Miniature Bulkhead Jacks 7
Miniature Circuit Board Jacks 8
TRB Series Pad, Paralleling Jacks, & T Adapter 9
Twinax/Triax Terminations & RFI Caps 10
Miniature Twinax/Triax Patching 11-12
Miniature Twinax/Triax Normal-Thru Patch Jacks 13
Subminiature Twinax/Triax Patching 14
Standard & Subminiature Twinax/Triax Looping Plugs 15
Hermetically Sealed Connectors 16
Mating Twinax Size 8 Contacts 17

150/3150 Series

TRS/TTM Subminiature Jacks and Plugs 18
TRS/TTM Subminiature Bulkhead Jacks 19-20
Subminiature Bulkhead Jacks, Adapters, & Push-on 21

450 Series

Concentric Twinax Connectors 22-23

80/380 Series

TRC/TRN Standard Twinax/Triax Threaded 24

30/330 Series

TWBNC/TWTNC, Two-pin Polarized Connectors 25

COAX CONNECTORS 26

20/220 Series

Miniature Coax BNC Plugs & Jacks 27
Miniature Coax BNC Bulkhead Jacks 28
Coax Circuit Board Jacks 29-34

250 Series

Mini-BNC Coax Plugs & Jacks 35

40/240 Series

TNC Miniature Coax Threaded 36
TNC Bulkhead Jacks, Miniature Coax Threaded 37

120 Series

BNC/TNC Miniature Push-on Jacks & Plugs 38

1.0/2.3 DIN Connectors 39

1.6/5.6 DIN Connectors

Miniature Coax DIN Connectors 40
Coaxial Ground Filter Bulkhead Jacks 41

Type N & F Type Connectors

90 Series Coax Type N Connectors 42-43
130 Series Coax F Type Connectors 43-45
Low VSWR Coax Connectors 46

50/350 Series

TPS/TCM Subminiature Coax Threaded Jacks & Plugs 47

PATCHING PRODUCTS

High Frequency Video Patching 48-49

Standard Coax Patching 50-52

Mini-WECox Coax Patch Plugs 53-54

Audio Patching 55

50Ω Miniature Coax Patching 56

Panel Specifications 57

Distribution Panels 58

Standard/Miniature Panels 59-60

"D" Mounting Hole Specifications 60

Custom Cable Assemblies 61-62

Terminations & RFI Caps

Coax Terminations & RFI Caps 63

Chain Options 63

Stainless Steel Rope for "D" Ring Option 63

Adapters (Custom and Standard)

Adapter Circuitry Schematics 64

Coax to Coax Adapter Table 65

Coax/Twinax/Triax Adapter Table 66-67

TOOLS & ACCESSORIES

Cable Strippers 68

Crimp Tools 69

Cable Assembly Testers 70

Tool Kit/Bulk Packaging 71

APPENDIX

Trompeter Cable Specifications 72-73

Connector Compatibility Table 74

General Material/ Finish Specifications 75

BNC Coax Tool/Wrench Crimp Assembly Illustrations 76

Bend Relief Boots 77

Cable Group Table 78-120

INDEX

Part Number Index 121-123

Terms & Conditions 124-125

TWINAX/TRIAX CONNECTORS

TWINAX/TRIAX CONNECTOR SPECIFICATIONS

Trompeter offers a broad line of connectors manufactured to meet or exceed the Mil-Specs governing twinax connectors. In fact, Mil-C-49142 was created from the Trompeter concentric twinax/triax connector design.

The following information reflects the specification requirements for each family of connectors in both twinax and triax applications. Use this chart to determine the proper connector type to be used in your application, based on the environment and electrical requirements of your design. Trompeter's technical support staff is available to answer any specification questions you may have.



MIL-Spec Triax Series	Trompeter Connector Series	Bayonet Typical Lug Count	Available Threaded	Gender	Equivalent Coax Series
TRB	70	3	Yes	Normal	BNC
TRC	80	2	Yes	Reverse	N
TRS	150	3	Yes	Normal	M-BNC
1553	450	3	Yes	Either	n/a

The following is the latest list from the MIL-STD-1553B supply:

Trompeter Number

- PL75-47 or PL75C-201
- PL375C-201
- PL75C-201
- PL155AC-201
- PL3155AC-201
- PL155AC-201
- PL155AC-201
- PL3455ACS-201
- PL455ACP-201

MIL-STD-1553B Data Bus General Specifications Guide

Characteristic Requirements	70 Series TRB/TRT	80 Series TRC/TRN	150 Series TRS/TTM	450 Series TCS
Nominal Impedance	Non-constant	Non-constant	Non-constant	Non-constant
Frequency Range	0-500 MHz	0-500 MHz	0-500 MHz	0-2 MHz
Voltage Rating (max.) @ sea level	400 VRMS	500 VRMS	400 VRMS	900 VRMS
Voltage Rating (max.) @ 70,000 ft.	100 VRMS	125 VRMS	100 VRMS	N/A
Insulation Resistance	5000 MΩ	5000 MΩ	5000 MΩ	5000 MΩ
Dielectric Withstanding Voltage (between center cond. & inter. cond.)	1200 VRMS	1500 VRMS	1200 VRMS	900 VAC
Dielectric Withstanding Voltage (between inter. cond. & outer cond.)	500 VRMS	500 VRMS	500 VRMS	900 VAC
RF High Potential Withstanding Voltage (between center cond. & inter. cond.)	800 VRMS	1000 VRMS	500 VRMS	900 VAC @ 60 Hz
RF High Potential Withstanding Voltage (between inter. & outer cond.)	200 VRMS @ 5-7.5 MHz	350 VRMS @ 5-7.5 MHz	125 VRMS	N/A

Specifications continued on page 3...

** Specifications are minimum unless otherwise stated. Trompeter connectors are designed to exceed all minimum specifications.*

TWINAX/TRIAX CONNECTOR SPECIFICATIONS

MIL-STD-1553B Data Bus General Specifications Guide (cont'd)

Characteristic Requirements	70 Series TRB/TRT	80 Series TRC/TRN	150 Series TRS/TTM	450 Series TCS
Corona Level (min.)	200 VRMS @ 70,000 ft.	375 VRMS @ 70,000 ft.	125 VRMS @ 70,000 ft.	250 VAC @ 50,000 ft.
Rise Time Degradation (max.)	400 rs	N/A	800 ps	800 ps
Permeability of Nonmagnetic Material	<2.0 mu except hermetic versions			
Hermetic Seal (Where Applicable)	<1 x 10 ⁻⁸ cc/sec	N/A	<1 x 10 ⁻⁶ cc/sec	N/A
Connector Durability	500 cycles minimum @ 12 cycles per minute max.			
Temperature Range	-65° to +165°C	-65° to +165°C	-65° to +200°C	-65° to 125°C
Force to Engage and Disengage Longitudinal (max.)	4 pounds	5 pounds	4 pounds	3 pounds
Torque (max.)	2.5 inch-pounds	4 inch-pounds	2.5 inch-pounds	2.5 inch-pounds
Center Contact Retention Axial Force (min.)				
Plug	6 pounds	6 pounds	4 pounds	6 pounds
Jack	6 pounds	6 pounds	2 pounds	6 pounds
Coupling Proof Torque (Threaded types only)	15 inch-pounds	15 inch-pounds	10 inch-pounds	N/A
Coupling Mechanism Retention Force (min.)	100 pounds	100 pounds	70 pounds	100 pounds
Cable Retention Force (min.)	40 pounds .200-.325 inch cable OD	65 pounds .242-.419 inch cable OD	40 pounds .120-.215 inch cable OD	40 pounds .120-.180 inch cable OD
Salt Spray (corrosion)	48 hrs minimum exposure (Standard nickel plating) 500 hrs minimum available (Call factory for plating types). Standard for 450 Series.			
Moisture Resistance (10 cycles)	Total 240 hour minimum exposure			
Thermal Shock (5 cycles) (No physical damage/Pass DWV)	Total 5 hours 50 minutes min -65°C to +85°C			-65°C to +125°C
Specified Shock (sawtooth waveform, within peak - 50g's, duration -11ms)	No discontinuity allowed. Velocity-change of shock pulse 10% of ideal value			
Vibration, High-frequency (36 cycles) (15g peak, 10-2000 Hz-10Hz in 20 minutes)	Total 12 hour minimum. No physical damage or loosening of parts. No discontinuity allowed.			

* Specifications are minimum unless otherwise stated. Trompeter connectors are designed to exceed all minimum specifications.

TWINAX/TRIAX CONNECTORS

TWINAX/TRIAX CONNECTORS



Built to Last Premium Quality
Superior Mechanical Performance
Rugged Physical Properties
Extreme Reliability

Signals require protection from extraneous noise through non-signal carrying shielding. These interfacing connectors must provide contact surfaces isolated from each other, as well as from the outer shield. Trompeter twinaxial/triaxial connectors are designed with two (2) concentric contacts that are isolated from each other and the shielding connection.

Features

- All metallic parts are machined/formed to extremely close tolerances.
- All bodies are made of top quality brass with bright nickel-plated, non-tarnish finish.
- Fully enclosed, heat-treated, beryllium-copper outer conductor spring (not half hard slotted brass) a patented feature!
- Heat-treated, beryllium-copper center socket contact with 50 millionths inch gold plating.

70 Series

Miniature 2, 3, 4 lug, and Push-on (TRB)

370 Series

Miniature Threaded (TRT)

(70 Series shown below)

These concentric twinax/triax connectors are ideal for applications where weight is not a primary concern. They are commonly used in digital data bus, video pair, MIL-STD-1553B (airborne/ground, primary/redundant), base-band circuit and any application for "noise-free guarded" circuits.

Features

- Same size as BNC/TNC connectors. Large body versions are available to accommodate larger cables.
- Field serviceable, wrench crimp versions for cables with up to .475" outer diameters.
- Tool crimp versions for quick termination of cables with up to .250" outer diameters.
- 3-lug, 4-lug, and threaded versions provide different levels of mechanical stability and keying.
- Does not require mechanical alignment for mating.
- QPL'd to MIL-C-49142 (see list on page 5).
- Meets MIL-C-49142, 48-hour salt spray requirement.
- Special plating available to satisfy MIL-STD-1344, 500-hour salt spray requirement.
- Push-on versions for test cable applications.
- Fewer pieces to assemble.
- Hermetically sealed versions are available (page 16).



70/370 SERIES CONNECTORS QPL'D TO MIL-C-49142

MIL-C-49142 Qualified Products List

Trompeter has always been a leader in twinax connector design and development. This time we've designed a new connector style to meet the requirements of MIL-C-49142, Category G.

What is Category G? It is the section of the MIL-Spec that requires tool crimping of the TRB (70) series connectors. We are also qualified to category A which is for wrench crimp TRB connectors.

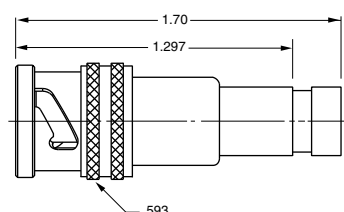
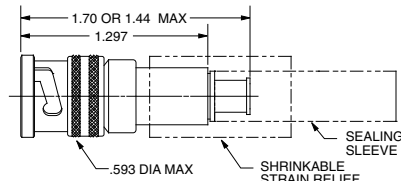
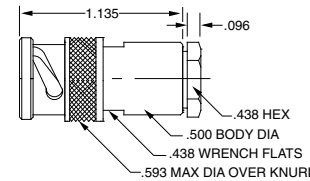
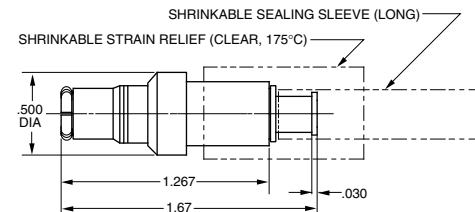
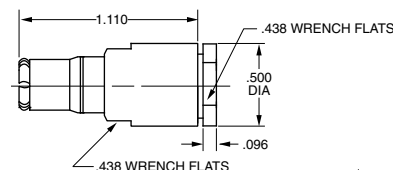
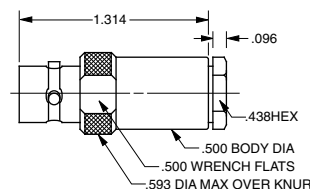
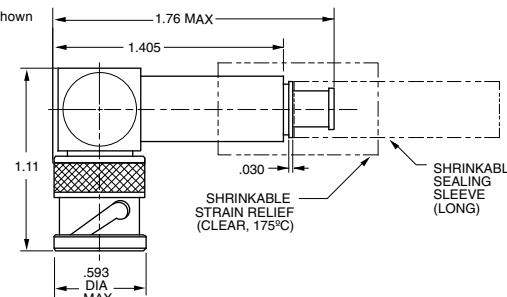
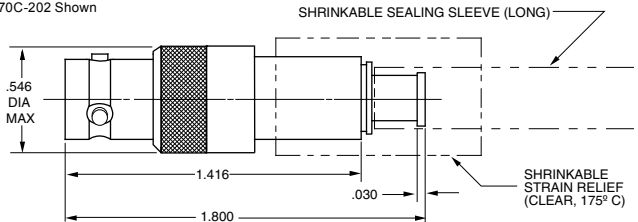
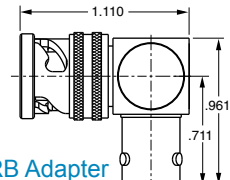
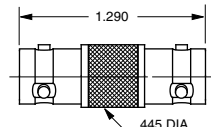
The following is the latest list from Defense Electronic Supply Center (DESC) of qualified Trompeter Electronics' parts. Keep this list handy and make as many copies as needed. QPL'd parts must be ordered by the *MIL-Number*. Many of Trompeter's 70 Series concentric twinax connectors are QPL'd to MIL-C-49142. QPL'd versions are silver plated and can be ordered using the **Government Designation part numbers listed**. Corresponding standard nickel plated connectors can be ordered using the standard part numbers.

MIL-NUMBER	TROMPETER NUMBER
M49142/03-0001	PL75-7
M49142/03-0002	PL75-7
M49142/03-0005	305-0042-1
M49142/03-0007	PL75-9
M49142/03-0008	PL75-47
M49142/03-0009	PL75-60
M49142/03-0011	305-0811-1
M49142/03-0016	PL75MC213
M49142/03-0017	PL75MC-201
M49142/03-0101	PL75Y-7
M49142/03-0102	PL75Y-7
M49142/03-0105	305-0042Y-1
M49142/03-0107	PL75Y-9
M49142/03-0108	PL75Y-47
M49142/03-0109	PL75Y-60
M49142/03-0111	305-0811Y-1
M49142/03-0116	PL75MCY-213
M49142/03-0117	PL75MCY-201
M49142/03-0201	PL75S-7
M49142/03-0202	PL75S-7
M49142/03-0205	305-0042S-1
M49142/03-0207	PL75S-9
M49142/03-0208	PL75S-47
M49142/03-0209	PL75S-60
M49142/03-0211	305-0811S-1
M49142/03-0216	PL75MCS-213
M49142/03-0217	PL75MCS-201
M49142/04-0004	BJ76
M49142/04-0104	BJ76Y
M49142/04-0204	BJ76S
M49142/05-0001	BJ79-7
M49142/05-0002	BJ79-7
M49142/05-0006	305-0042-7
M49142/05-0007	BJ79-9
M49142/05-0008	BJ79-47
M49142/05-0009	BJ79-60
M49142/05-0011	305-0811-3
M49142/05-0016	BJ79MC-213
M49142/05-0017	BJ79MC-201
M49142/05-0101	BJ79Y-7
M49142/05-0102	BJ79Y-7
M49142/05-0106	305-0042Y-7
M49142/05-0107	BJ79Y-9
M49142/05-0108	BJ79Y-47
M49142/05-0109	BJ79Y-60
M49142/05-0111	305-0811Y-3
M49142/05-0116	BJ79MCY-213
M49142/05-0117	BJ79MCY-201
M49142/05-0201	BJ79S-7
M49142/05-0202	BJ79S-7
M49142/05-0206	305-0042S-7
M49142/05-0207	BJ79S-9
M49142/05-0208	BJ79S-47
M49142/05-0209	BJ79S-60
M49142/05-0211	305-0811S-3
M49142/05-0216	BJ79MCS-213
M49142/05-0217	BJ79MCS-201

MIL-NUMBER	TROMPETER NUMBER
M49142/06-0001	CJ70-7
M49142/06-0002	CJ70-7
M49142/06-0006	305-0042-4
M49142/06-0007	CJ70-47
M49142/06-0008	CJ70-9
M49142/06-0009	CJ70-60
M49142/06-0011	305-0811-2
M49142/06-0016	CJ70MC-213
M49142/06-0017	CJ70MC-201
M49142/06-0101	CJ70Y-7
M49142/06-0102	CJ70Y-7
M49142/06-0106	305-0042Y-4
M49142/06-0107	CJ70Y-47
M49142/06-0108	CJ70Y-9
M49142/06-0109	CJ70Y-60
M49142/06-0111	305-0811Y-2
M49142/06-0116	CJ70MCY-213
M49142/06-0117	CJ70MCY-201
M49142/06-0201	CJ70S-7
M49142/06-0202	CJ70S-7
M49142/06-0206	305-0042S-4
M49142/06-0207	CJ70S-47
M49142/06-0208	CJ70S-9
M49142/06-0209	CJ70S-60
M49142/06-0211	305-0811S-2
M49142/06-0216	CJ70MCS-213
M49142/06-0217	CJ70MCS-201
M49142/08-0001	PL375-7
M49142/08-0002	PL375-7
M49142/08-0005	305-0042-9
M49142/08-0006	PL375-47
M49142/08-0008	PL375-60
M49142/08-0010	305-0811-5
M49142/08-0011	305-0486-1
M49142/08-0016	PL375MC-213
M49142/08-0017	PL375MC-201
M49142/09-0001	BJ379-7
M49142/09-0002	BJ379-7
M49142/09-0006	BJ379-47
M49142/09-0007	305-0042-11
M49142/09-0009	BJ379-60
M49142/09-0011	305-0811-7
M49142/09-0012	305-0486-3
M49142/09-0016	BJ379MC-213
M49142/09-0017	BJ379MC-201
M49142/10-0001	BJ376
M49142/11-0001	CJ370-7
M49142/11-0002	CJ370-7
M49142/11-0006	CJ370-47
M49142/11-0007	305-0042-12
M49142/11-0009	CJ370-60
M49142/11-0011	305-0811-6
M49142/11-0012	305-0486-2
M49142/11-0016	CJ370MC-213
M49142/11-0017	CJ370MC-201

TWINAX/TRIAX CONNECTORS

MINIATURE PLUGS & JACKS 70/370 SERIES, TRB/TRT

<p>PL75MC-202 Shown</p>  <p>Cable Plug Tool Crimp</p> <p>3-lug 2-lug 4-lug Threaded</p> <p>PL75MC-△ PL74MC-△ PL75MCFL-△ PL375MC-△</p> <p>For polarizations, call factory</p>	<p>PL74C-202 Shown</p>  <p>Cable Plug Tool Crimp</p> <p>2-lug 3-lug 4-lug Threaded</p> <p>PL74C-△ PL75C-△ PL75CFL-△ PL375C-△</p> <p>* Length depends on Cable Group</p>
<p>PL74-9 Shown</p>  <p>Cable Plug Wrench Crimp</p> <p>2-lug 3-lug 4-lug Threaded</p> <p>PL74-△ PL75-△ PL75FL-△ PL375-△</p>	<p>PL73C-202 Shown</p>  <p>Cable Plug Tool Crimp, Push-on</p> <p>PL73C-△</p>
<p>PL73-9 Shown</p>  <p>Cable Plug Wrench Crimp, Push-on</p> <p>Order Large Body version for cables with jacket dia. greater than .323".</p> <p>PL73-△</p>	<p>CJ70-9 Shown</p>  <p>Cable Jack Wrench Crimp</p> <p>3-lug 2-lug 4-lug Threaded</p> <p>CJ70-△ CJ70TL-△ CJ70FL-△ CJ370-△</p>
<p>PLR74C-201 Shown</p>  <p>Right Angle Cable Plug Tool Crimp</p> <p>2-lug 3-lug 4-lug Threaded</p> <p>PLR74C-△ PLR75C-△ PLR75CFL-△ PLR375C-△</p> <p>For cable groups 201-223 only. Contact the factory for other cables.</p>	<p>CJ70C-202 Shown</p>  <p>Cable Jack Tool Crimp</p> <p>3-lug 2-lug 4-lug Threaded</p> <p>CJ70C-△ CJ70CTL-△ CJ70CFL-△ CJ370C-△</p>
<p>ADRMF70 Shown</p>  <p>Right Angle TRB Adapter</p> <p>TRB male to female</p> <p>3-lug 2-lug Threaded 4-lug</p> <p>ADRMF70 ADRMF70TL ADRMF370 ADRMF70FL</p>	<p>AD78 Shown</p>  <p>TRB Coupling Adapter (Barrel connector)</p> <p>3-lug 2-lug 4-lug Threaded</p> <p>AD78 AD78TL AD78FL AD378</p>

△ Refers to the cable group table on pages 78-120.

MINIATURE BULKHEAD JACKS 70/370 SERIES, TRB/TRT

<p>BJ377 Shown</p> <p>Bulkhead Jack Front Mount, Solder Pot</p> <p>3-lug Ground tab 2-lug 4-lug Threaded</p> <p>BJ770 BJ770GL BJ77TL BJ77FL BJ377</p> <p>Mounting Hole: D4.125</p> <p>(Hermetically sealed version available, pg.16)</p>	<p>BJ79C Shown</p> <p>Bulkhead Cable Jack Tool Crimp For polarizations, contact the factory.</p> <p>3-lug 2-lug 4-lug Threaded</p> <p>BJ79C-△ BJ79CTL-△ BJ79CFL-△ BJ379C-△</p> <p>Mounting Hole: D3.109</p>
<p>BJ378 Shown</p> <p>Feed-Thru Bulkhead Jack (Hermetically sealed version available, pg.16)</p> <p>3-lug 2-lug 4-lug Threaded</p> <p>BJ78 BJ78TL BJ78FL BJ378</p> <p>Mounting Hole: D3.187</p>	<p>BJ379-7 Shown</p> <p>Bulkhead Cable Jack Wrench Crimp Mounting Hole: D3.160</p> <p>3-lug 2-lug 4-lug Threaded</p> <p>BJ79-△ BJ79TL-△ BJ79FL-△ BJ379-△</p>
<p>BJ76 Shown</p> <p>Bulkhead Jack Rear Mount, Solder Pot</p> <p>3-lug 2-lug 4-lug Threaded</p> <p>BJ76 BJ76TL BJ76FL BJ376*</p> <p>Mounting Holes: D3.240 w/o solder lug/D3.208 w/ solder lug (* Hermetically sealed version avail. pg.11)</p>	<p>BJ75 Shown</p> <p>Insulated Bulkhead Jack Rear Mount, Solder Pot</p> <p>3-lug 2-lug 4-lug Threaded</p> <p>BJ75 BJ75TL BJ75FL BJ375</p> <p>Mounting Hole: D2.140</p>
<p>BJ74-9 Shown</p> <p>Insulated Bulkhead Cable Jack Wrench Crimp</p> <p>3-lug 2-lug 4-lug Threaded</p> <p>BJ74-△ BJ74TL-△ BJ74FL-△ BJ374-△</p> <p>Mounting Hole: D2.140</p>	<p>BJ74C-202 Shown</p> <p>Insulated Bulkhead Cable Jack Tool Crimp</p> <p>3-lug 2-lug 4-lug Threaded</p> <p>BJ74C-△ BJ74CTL-△ BJ74CFL-△ BJ374C-△</p> <p>Mounting Hole: D2.140</p>
<p>BJ73 Shown</p> <p>Insulated Feed-Thru Jack</p> <p>3-lug 2-lug 4-lug Threaded</p> <p>BJ73 BJ73TL BJ73FL BJ373</p> <p>Mounting Hole: D2.140</p>	<p>BJ72 Shown</p> <p>Insulated Bulkhead Jack Front Mount</p> <p>3-lug 2-lug 4-lug Threaded</p> <p>BJ72 BJ72TL BJ72FL BJ372</p> <p>Mounting Hole: D2.140</p>

△ See cable group table on pages 78-120. "D" mounting holes see page 60. For polarizations, contact the factory.

TWINAX/TRIAX CONNECTORS

MINIATURE CIRCUIT BOARD JACKS 70/370 SERIES

CBJ70 Shown

Twinax/Triax TRB Concentric Circuit Board Jack

3-lug
2-lug
4-lug
(TRT) Threaded

**CBJ70
CBJ70TL
CBJ70FL
CBJ370**

MODEL NO.	LTR CODE	A DIM	B DIM	C DIM	D DIM
CBJR70	-	.24	.050	.090	.0625
CBJR70A	A	.34	.058	.090	.070

Twinax/Triax TRB Right Angle Concentric Circuit Board Jack

3-lug

**CBJR70
CBJR70A**

CBBJR79 Shown

MODEL NO.	LTR CODE	A DIM	B DIM	C DIM	D DIM	E DIM
CBBJR79	-	.24	.565	.050	.090	.0625
CBBJR79A	A	.34	.665	.058	.090	.070

Right Angle Circuit Board Bulkhead Jack Standard Version

3-lug
2-lug
4-lug
Threaded

**CBBJR79
CBBJR79TL
CBBJR79FL
CBBJR379**

Add "A" for tall versions
example: **CBBJR79A**

Mounting Hole: D3.125

See diagram above

* 305-0789

CBBJ79 Shown

Twinax/Triax TRB Non-Insulated Concentric Female 3-Lug Bulkhead Mount

3-lug
2-lug
4-lug
Threaded

**CBBJ79
CBBJ79TL
CBBJ79FL
CBBJ379**

Mounting Hole: D3.109

Twinax/Triax TRB Insulated Concentric Female 3-Lug Bulkhead Mount

3-lug

CBBJ74

Mounting Hole: D2.109

CBBJR74 Shown

MODEL NO.	LTR CODE	A DIM	B DIM	C DIM	D DIM
CBBJR74	-	.345	.778	.050	.0625
CBBJR74A	A	.445	.878	.058	.070

MAX PANEL THICKNESS .140

Right Angle Insulated Circuit Board Bulkhead Jack Insulated Version

3-lug
2-lug
4-lug
Threaded

**CBBJR74
CBBJR74TL
CBBJR74FL
CBBJR374**

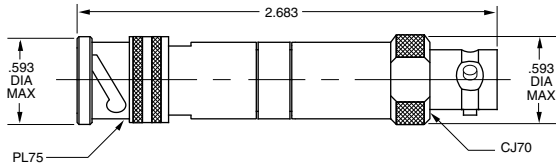
Add "A" for tall versions
example: **CBBJR74A**

Mounting Hole: D2.140

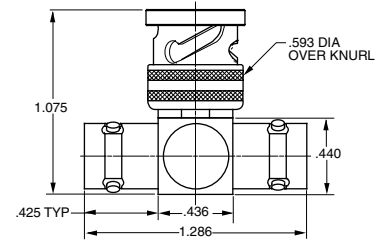
"D" mounting holes see page 60.

TRB SERIES PAD / PARALLELING / T ADAPTER

TRB Series Pad TRB 3-lug plug and jack



BN73 Shown



TRB "T" Adapter

3-lug

BN73

2-lug

BN73TL

TRT "T" Adapter

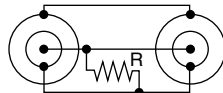
4-lug
Threaded

BN73FL

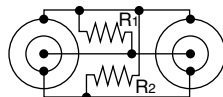
BN373

Part Number Circuitry Schematic

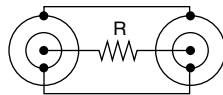
TNG2-R



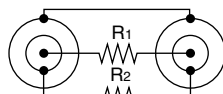
TNG2A-R1-R2



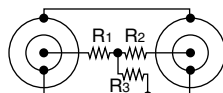
TNG3-R



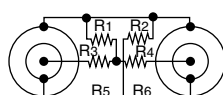
TNG3A-R1-R2



TNG4-R1-R2-R3



TNG4A-R1-R2-R3-R4-R5-R6

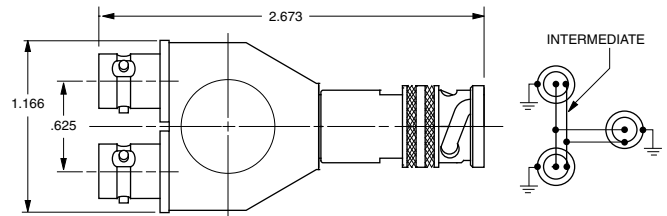


R-Resistance ($\frac{1}{2}W$ 1%)

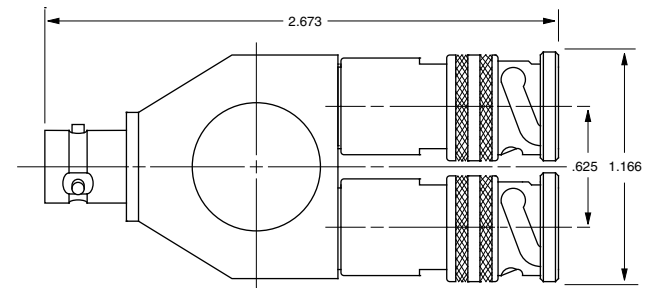
Substitute resistive value for each "R_N" unless all values are identical.

Fixed Paralleling Jacks

TN2A Shown



TN2 Shown



Fixed Paralleling Jack

Two Plugs, One Jack

3-lug

TN2

2-lug

TN2TL

4-lug

TN2FL

Threaded

TN2T

Two Jacks, One Plug

3-lug

TN2A

2-lug

TN2TLA

4-lug

TN2FLA

Threaded

TN2TA

* Other options available including Random Paralleling.
Contact the factory for more information.

For Adapters, see pages 64-67. For Terminations, see page 63. For Impedance Matching Adapters, see page 64.

TWINAX/TRIAX CONNECTORS

TWINAX/TRIAX RFI CAPS & TERMINATIONS

Twinax/Triax Terminators and RFI (Dust Caps)

Trompeter provides Terminations and RFI caps versions of many of our twinax/triax connectors. Resistors are normally $\frac{1}{8}$ watt for subminiature connectors and $\frac{1}{2}$ watt for miniature and standard size connectors with 1% tolerances for all.

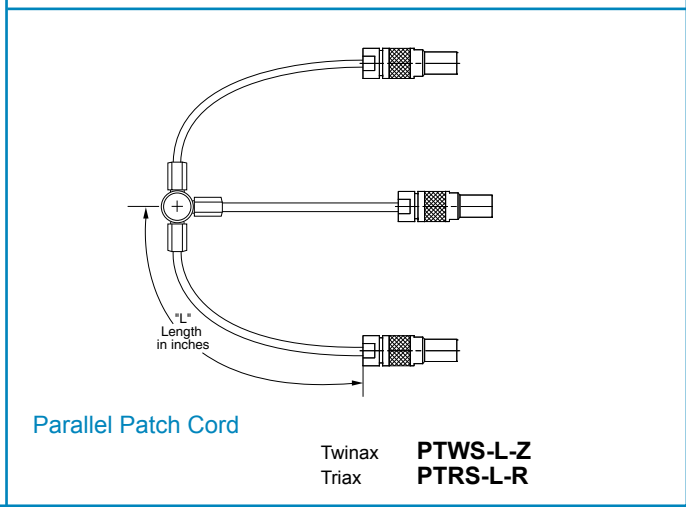
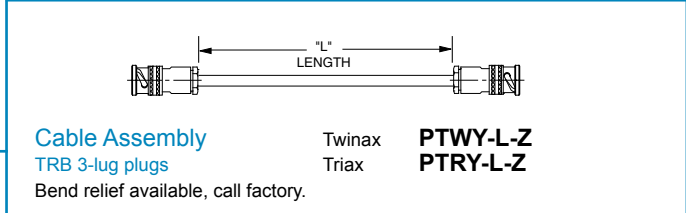
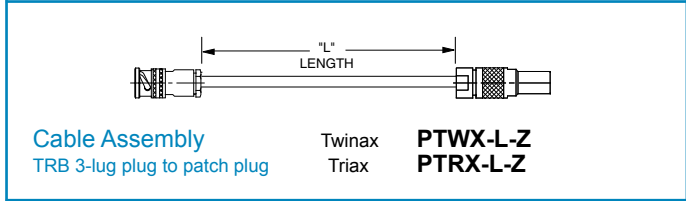
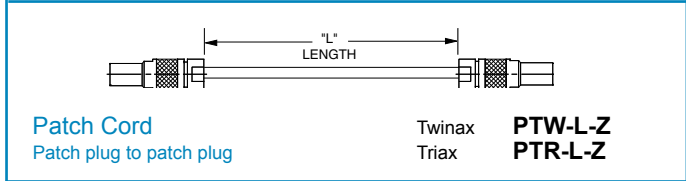
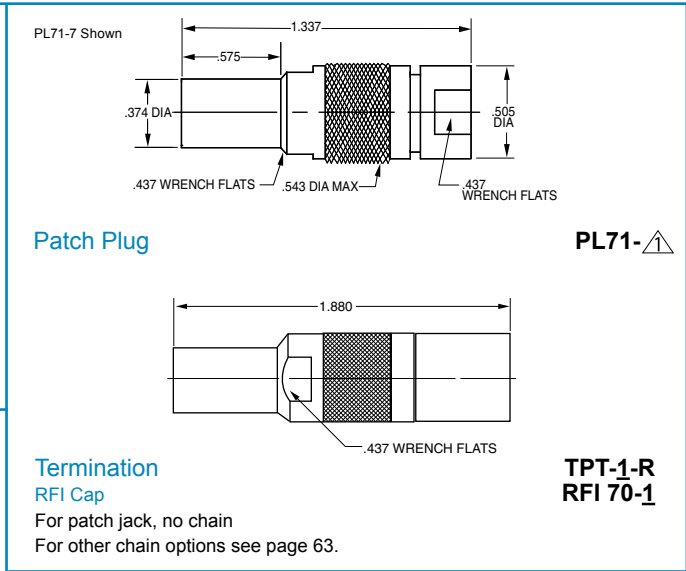
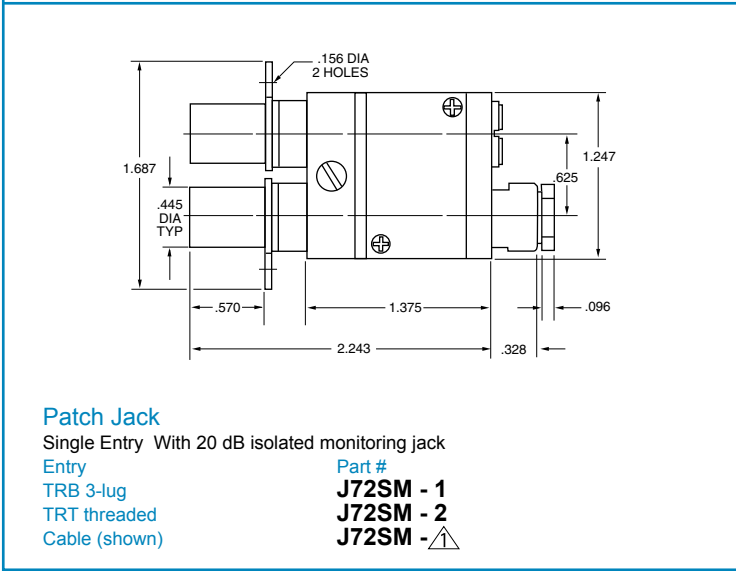
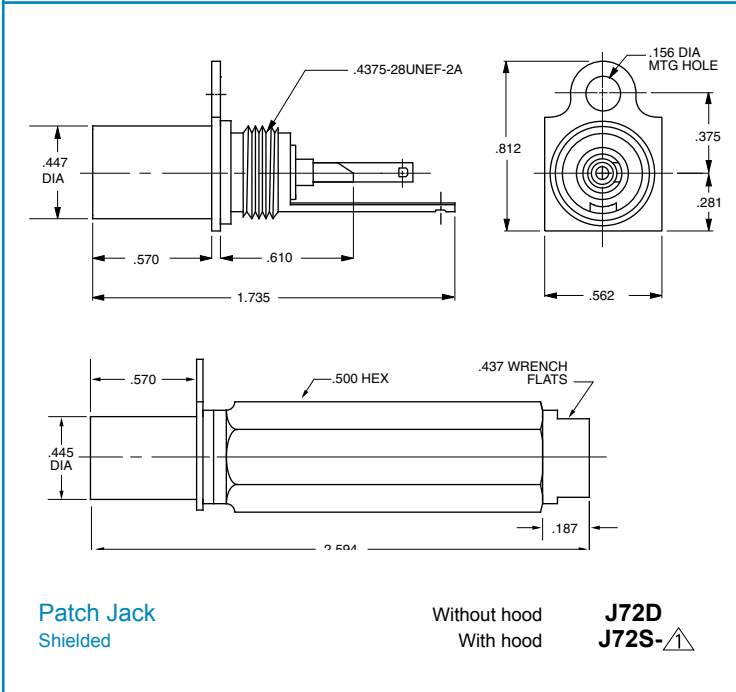
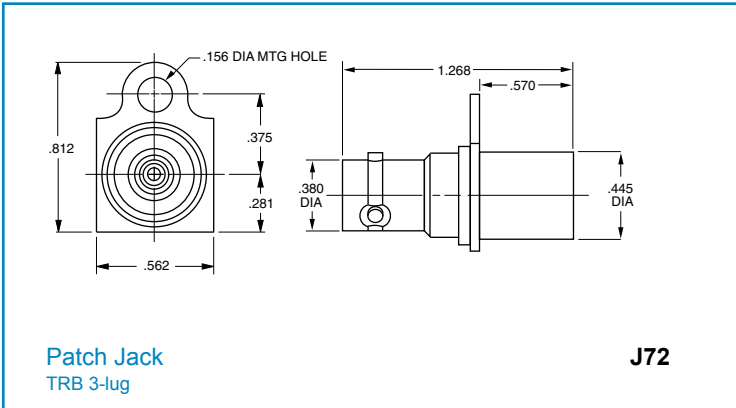


Parts to be capped	Description	Terminator	RFI (Dust Cap)
BJ30/CJ30 Series	TWBNC Jack	TNGT1-(3)-R	RFI25-(3)
BJ70/CJ70 Series	TRB, Jack	TNG1-(3)-R	RFI75-(3)
BJ70FL/CJ70FL	TRB, Jack	TNGFL1-(3)-R	RFI75FL-(3)
BJ70TL/CJ70TL	TRB, Jack	TNGTL1-(3)-R	RFI75TL-(3)
BJ80/CJ80	TRC, Jack	TNGL1-(3)-R	RFI85-(3)
BJ150/CJ150	TRS, Jack	TNGM1-(3)-R	RFI155-(3)
BJ150FL/CJ150FL	TRS, Jack	TNGMFL1-(3)-R	RFI155FL-(3)
BJ375/CJ375	TRT, Jack	TNT1-(3)-R	RFI375-(3)
BJ375/CJ375	TRT, Jack	TNTS1-(3)-R (Safety Holes)	RFI375-(3)
BJ380/CJ380	TRN, Jack	TNTL1-(3)-R	RFI385-(3)
BJ803/CJ803	TRC, 3-lug Jack	TNG3L1-(3)	RFI853-(3)
BJ3150/CJ3150	TTM, Jack	TNTM1-(3)-R	RFI3155-(3)
J72	Twinax Patch Jack	TPT-(3)-R	RFI70-(3)
J72L	Twinax Patch Jack	TPTL-(3)-R	RFI70-(3)
J152	Twinax Submin. Patch Jack	TPTWM-(3)-R	RFI150-(3)
PL30	TWBNC, Plug	TNGBJT1-(3)-R	RFI21-(3)
PL74	TRB, Plug	TNGBJTL1-(3)-R	RFI77TL-(3)
PL75	TRB, Plug	TNGBJ1-(3)-R	RFI77-(3)
PL75FL	TRB, Plug	TNGBJFL1-(3)-R	RFI77FL-(3)
PL80	TRC, Plug	TNGLF1-(3)-R	RFI80-(3)
PL803	TRC, Plug	TNGLF3L1-(3)-R	RFI80(3)
PL380	TRN	TNTLF1-(3)-R	RFI80(3)
PL150	Submin. Patch Plug	TJTWM-(3)-R	-
PL155	TRS, Plug	TNGBJM1-(3)-R (Bulkhead Mount)	RFI157-(3)
PL155	TRS, Plug	TNGMF1-(3)-R	RFI157-(3)
PL155FL	TRS, Plug	TNGBJMFL1-(3) (Bulkhead Mount)	RFI157FL-(3)
PL155FL	TRS, Plug	TNGMFFL1-(3)-R	RFI157FL-(3)
PL3155	TTM, Plug	TNTBJM1-(3)-R (Bulkhead Mount)	RFI3157-(3)
PL3155	TTM, Plug	TNTMF1-(3)-R	RFI3157-(3)
PL350	TCM, Plug		RFI357-(3)
PL375	TRT, Plug	TNTBJ1-(3)-R (Bulkhead Mount)	RFI377-(3)
PL375	TRT, Plug	TNTF1-(3)-R	RFI377-(3)
PL380	TRN, Plug	TNTLF1-(3)-R	RFI380-(3)
PL803	TRC, 3-lug, Plug	TNGLF3L1-(3)-R	RFI803-(3)
For 450/3450 Series:	Concentric Twinax	See pages 22-23	See pages 22-23

Notes: (3) = Chain options, see page 63.
"R" = Resistance

For Chain Options and Ordering Instructions, see page 63.

MINIATURE TWINAX/TRIAX PATCHING & CABLE ASSEMBLIES



Refers to Cable Group Table, see pages 78-120. Panels are on pages 57-59.

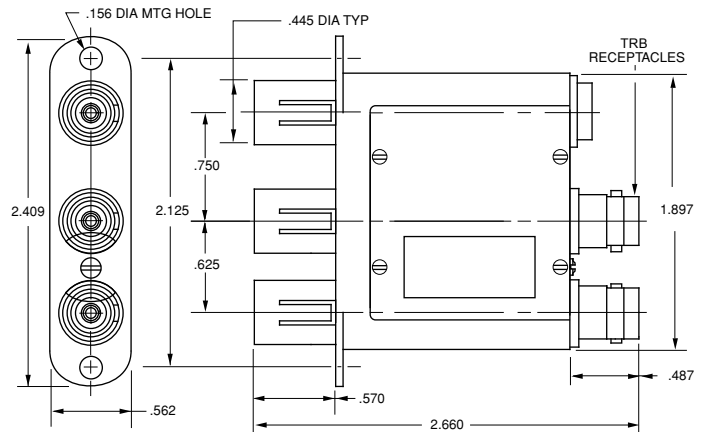
R = Resistance
L = Length in Inches
Z = Impedance in Ohms

MINIATURE TWINAX/TRIAX NORMAL-THRU PATCH JACKS

J74 Series

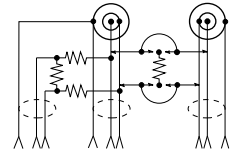


Trompeter's superior J74 Series of twinax/triax patch jacks provide a normal-thru signal path without the use of looping plugs or patch cords. Same body size as our J24 Series coax dual patch jacks. **It offers a self-wiping, self-normalizing switch with gold plated beryllium copper contacts, which provides positive electrical contact with 30,000 minimum mating cycles.** All metallic parts are machined, formed, or die-casted to extremely close tolerances which provide better intermateability improving EMI/RFI suppression and reduced signal loss. The TRB/ TRT patch jack bodies are made of top-quality brass with a bright nickel-plated, non-tarnish finish, which resists tarnishing and the associated reduction of conductivity. Dielectrics are made of machined PTFE for superior dielectric properties and heat resistance. When you want performance and long-life, these patch jacks are what you need.



J74MST-R SCHEMATIC
Monitor-Terminated

Plugging into the source side provides a resistive load to the monitored side. Separate 20 dB isolator jack and TRB input jacks for monitoring of the normal-thru signal.



Monitor-Terminated
Patch Jack
Patent Design
(Use With Front Loading Modular Panels, see page 12.)

J74MST-R

Normal-Thru
Patch Jack
Self-terminating
Patent Design

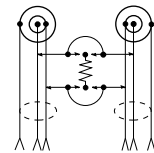
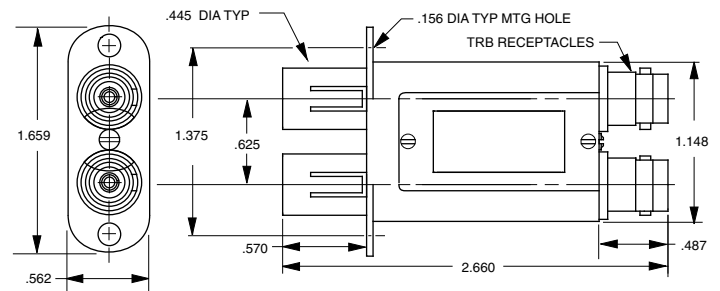
J74T-R

Provides a resistive load to the unused side of the jack. Insertion of a patch plug into the source side automatically terminates the load side. Plugging into the load side automatically terminates the source side.

Dual Patch Jack
Normally-Terminated
Patent Design

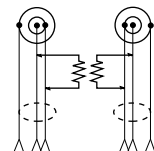
J74-2T-R

Provides a resistive load.



J74T-R
Self-Terminating

Provides a resistive load to the unused side of the jack. Insertion of a patch plug into the source side automatically terminates the load side. Plugging into the load side automatically terminates the source side.



J74-2T-R
Normally-Terminated

Provides a resistive load.

R-Resistance ($\frac{1}{2}W$, 1%). For standard panels see pages 57-60

TWINAX/TRIAX CONNECTORS

SUBMINIATURE TWINAX/TRIAX PATCHING

Subminiature Patch Plug **PL150-**

Subminiature Twinax/Triax Patch Jack
Smallest twinax/triax patch jack **J158**

Subminiature Patch Jack
Cable Entry Mount on JSIX panels (pages 57-60) **J150-**

Subminiature Patch Jack
(Shown) TRS 3-lug
TRS 4-lug **J152**
TCM Threaded **J152FL**
J3152

J152 Shown

Patch Cord
Subminiature patch plug to subminiature patch plug
Triax 50Ω, 75Ω **PTRM-L-Z**
Twinax 78Ω, 124Ω **PTWM-L-Z**

Cable Assembly
Subminiature patch plug to TRS 3-lug plug, 4-lug/threaded versions available
Triax 50Ω, 75Ω **PTRMX-L-Z**
Twinax 78Ω, 124Ω **PTWMX-L-Z**

RFI Cap
For subminiature patch jack, no chain.
For other chain options see page 63. **RFI 150-1**

Cable Assembly
TRS* 3-lug plug to TRS* 3-lug plug *4-lug/threaded versions available
Triax 50Ω, 75Ω **PTRMY-L-Z**
Twinax 78Ω, 124Ω **PTWMY-L-Z**

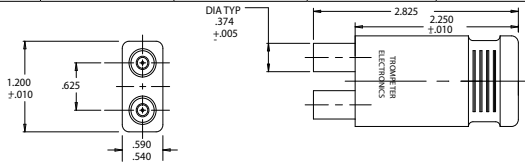
Termination
For TRS* 3-lug jack, No chain
For other chain options see page 63.
*4-lug/threaded versions available **TNGM1-1-R**

Cable Assembly
Metal junction, Random paralleling
Twinax 78Ω, 124Ω, Triax 50Ω & 75Ω
TRS* 3-lug plugs *4-lug/threaded versions available **TNM3-Z**

Refers to Cable Group Table, see pages 78-120. For JSIX subminiature insulated panels see pages 57-60. Other Terminations and RFI Caps, see page 63.

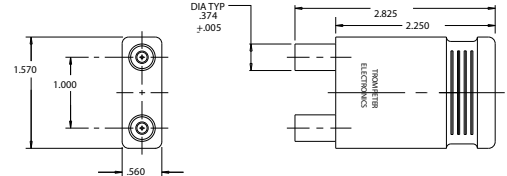
TWINAX/TRIAX STANDARD & SUBMINIATURE LOOPING PLUGS

Dash #	Model No	Color	Cable Type	Impd Ω
-1	LPTW-78	Blue	Twinax	78
-2	LPTW-124			124
-3	LPTR-50	Yellow	Triax	50
-4	LPTR-75			75
-5	LPTW-98	Blue	Twinax	98
-6	LPTW-0	Blue	W/O	---



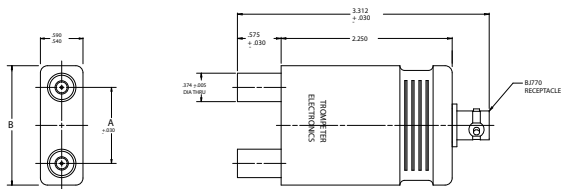
Standard Looping Plug
LPTW & LPTR Series

Dash #	Model No	Color	Cable Type	Impd Ω
-1	LPLTW-78	Blue	Twinax	78
-2	LPLTW-98			98
-3	LPLTW-124			124
-4	LPLTR-50	Yellow	Triax	50
-5	LPLTR-75			75



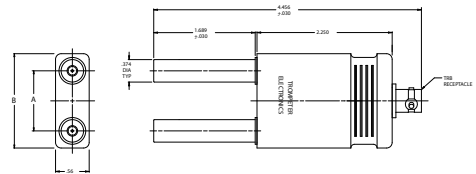
Standard Looping Plug
LPLTW & LPLTR Series

Dash #	Model No	Color	Type	Impd Ω	DIM A	DIM B
-1	LPTWA-78	Blue	Twinax	78	.625	1.20
-2	LPLTWA-78				1.000	1.57
-3	LPTWA-124				.625	1.20
-4	LPLTWA-124	Yellow	Triax	50	1.000	1.57
-5	LPTRA-50				.625	1.20
-6	LPLTRA-50				1.000	1.57
-7	LPTRA-75	Yellow	Triax	75	.625	1.20
-8	LPLTRA-75				1.000	1.57
-9	LPTWA-98	Blue	Twinax	98	.625	1.20
-10	LPLTWA-98				1.000	1.57



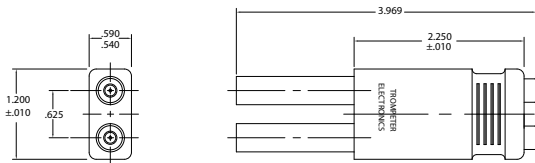
Standard Looping Plug
LPTWA, LPLTWA, LPTRA, & LPLTRA Series

Dash #	Model No	Color	Type	Impd Ω	DIM A	DIM B
-1	LPTWAL-78	Blue	Twinax	78	.625	1.20
-2	LPLTWAL-78				1.000	1.57
-3	LPTWAL-124				.625	1.20
-4	LPLTWAL-124	Yellow	Triax	50	1.000	1.57
-5	LPTRAL-50				.625	1.20
-6	LPLTRAL-50				1.000	1.57
-7	LPTRAL-75	Yellow	Triax	75	.625	1.20
-8	LPLTRAL-75				1.000	1.57
-9	LPTWAL-98	Blue	Twinax	98	.625	1.20
-10	LPLTWAL-98				1.000	1.57



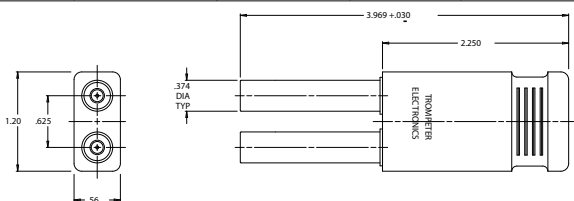
Standard Looping Plug
LPTWAL, LPLTWAL, LPTRAL, & LPLTRAL Series

Dash #	Model No	Impd Ω	Color
-1	LPTW2TPL-78	78	Blue
-2	LPTW2TPL-124	124	Blue
-3	LPTW2TPL-110	110	Blue



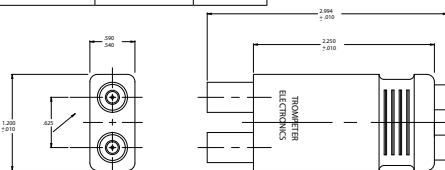
Standard Looping Plug
LPTW2TPL Series

Dash #	Model No	Color	Type	Impd Ω
-1	LPTWL-78	Blue	Twinax	78
-2	LPTWL-124			124
-3	LPTRL-50	Yellow	Triax	50
-4	LPTRL-75			75
-5	LPTW-100	Blue	Twinax	100



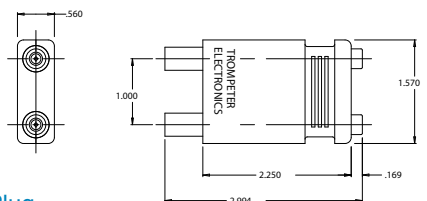
Standard Looping Plug
LPTWL & LPTRL Series

Dash #	Model No	Impd Ω	Color
-1	LPTW2TP-78	78	Blue
-2	LPTW2TP-124	124	Blue
-3	LPTW2TP-110	110	Blue



Standard Looping Plug
LPTW2TP Series

Dash #	Model No	Impd Ω	Color
-1	LPLTW2TP-78	78	Blue
-2	LPLTW2TP-124	124	Blue



Standard Looping Plug
LPLTW2TP Series

TWINAX/TRIAX CONNECTORS

HERMETICALLY SEALED CONNECTORS

Concentric Twinax/Triax

Hermetic seals prevent leakage through the bulkhead from inside of the connector. Trompeter's miniature size hermetically sealed connectors include the feed-through BJ78HS, the front mounted BJ77HS, the rear mounted BJ79HS and the newly designed threaded BJ379HS. In the subminiature size we offer the front mounted BJ157HS and BJ157FLHS (four lug version). The BJ3150HS and BJ3150SHS offer a threaded rear mount version with a safety wire option. These connectors are designed for bulkhead mounting in vacuum chambers, or where toxic and other gases are present. These connectors have leakage rates of 1×10^{-8} atm cc/second. The 150 Series have leakage rates of 1×10^{-6} atm cc/second.

Features

- Standard TRB/MIL-C-49142
- Glass to Metal Seals
- Sustains Extreme Temperature Ranges
- Standard Brass Body
- Gold Plated Contacts

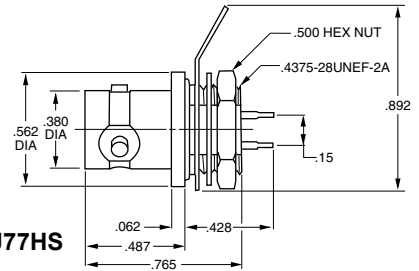
Benefits

- The Most Mechanical and Environmentally Reliable Method
- Wide Range of Application Usage
- More Cost Effective than Stainless Steel
- Reliable Connections

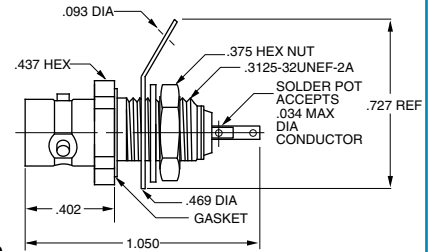
They all meet MIL-C-49142 specifications. Standard non-hermetic connector types such as the BJ78 could leak between the contacts and dielectrics. Hermetically sealed connectors can be used in commercial, military, and industrial applications where toxic gas may be present. Hermetic connectors are highly beneficial in reactors, gas/petro plants, oil drilling sites, liquid test and measurement, and space applications. They are reliable under the most severe atmospheric conditions.



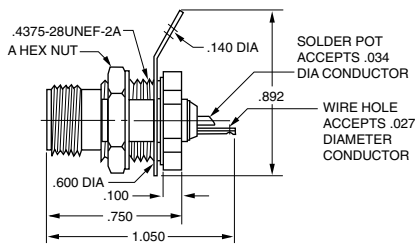
Hermetically Sealed Bulkhead Jack Front Mount
Mounting Hole: D4.125



BJ77HS



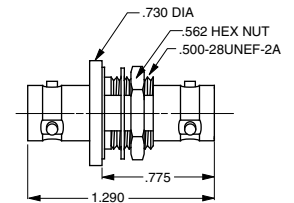
Hermetically sealed Bulkhead Jack 3-lug BJ157HS 4-lug BJ157FLHS
Mounting Hole: D6.187



Hermetically Sealed Subminiature twinax/triax Rear Mount Solder Pot Bulkhead
Mounting Hole: D4.200

BJ3150HS A = .500 BJ3150SHS A = .562

BJ78HS Shown

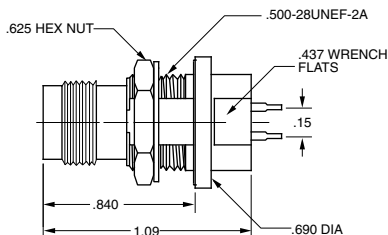


Hermetically Sealed Miniature Twinax/triax Feed-thru Bulkhead Mount
Mounting Hole: D3.187

BJ78HS BJ378HS (Threaded Version Not Shown)

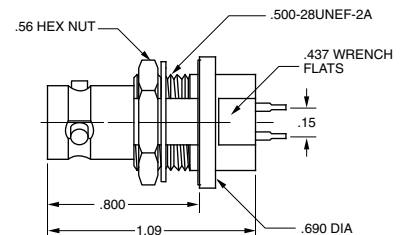
Insulated Version
Mounting Hole: D2.187

BJ73HS (Not Shown)



Hermetically Sealed Miniature Twinax/Triax TRT/Threaded
Mounting Hole: D3.160

BJ376HS



Hermetically Sealed Miniature twinax/triax Rear mount, Bulkhead Mount
Mounting Hole: D3.160

BJ79HS

Note: Only a select few of our hermetically sealed connectors are shown here. Contact the factory for more information.

"D" mounting holes see page 60.

TWINAX/TRIAX 150 SERIES INTRO

SIZE 8 MATING CONTACTS

150 Series

Miniature 2, 3, 4-lug, & Push-on (TRS)

3150 Series

150/3150 Series are concentric twinax/triax connectors for high density and weight reduction applications. They are commonly used in digital data bus, video pair, MIL-STD-1553B (primary/redundant), baseband circuit and in any application for "noise-free guarded" circuits. TRS/TTM push-on connectors are designed for blind mate rack and panel applications. The male plug mates with any TRS/TTM jack and are ideally suited for test cable applications.



Features

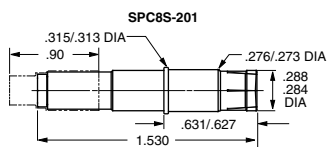
- Same size as TPS/TCM connectors.
- Solderable Wrench Crimp versions for cables with up to .215" outer diameter.
- Tool Crimp versions for quick termination of cables with up to .250" outer diameter.
- 3-lug, 4-lug, and threaded versions provide different levels of mechanical stability and keying.
- Does not require mechanical alignment for mating.
- Meets MIL-C-49142, 48-hour salt spray requirement.
- Special plating available to satisfy MIL-STD-1344 500-hour salt spray requirement.
- Push-on versions for test cable applications.
- Fewer pieces to assemble.
- Hermetically sealed versions available (see page 16).

Mating Twinax Size 8 Contacts for Digital Data Bus Multi-pin Connectors

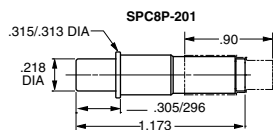
This pair of **scoop-proof** concentric contacts fits the Size 8 cavity of MIL-C-38999 series 1, 3, & 4 and MIL-STD-1760 "External Stores" type connectors.

Features

- Fits MIL-C-17/176-00002 and other twinax/triax cables
- Heat treated **beryllium copper** spring members
- **Gold plated, Full Crimp** contacts



Trompeter Part No.
Socket **SPC8S-201**



Trompeter Part No.
Pin **SPC8P-201**



TWINAX/TRIAX CONNECTORS

SUBMINIATURE JACKS & PLUGS 150/3150 SERIES TRS/TTM



Sub-miniature Jacks & Plugs

Sub-miniature concentric twinax/triax connectors increase packing density up to 246%. They are designed for high density applications where digital, video pair or baseband noise-free guarded circuits are required. The 3-lug, 4-lug, and threaded versions improve mechanical stability and provide "error-free" redundant data bus capabilities. The wrench crimp version accommodates cables with other jacket diameters up to .215" and the tool crimp versions up to .250".

<p>PL155-29 Shown</p> <p>Cable Plug Wrench Crimp</p> <p>3-lug 4-lug Threaded</p> <p>PL155- PL155FL- PL3155-</p>	<p>BJ159-29 Shown</p> <p>Bulkhead Jack Rear mount, Wrench Crimp</p> <p>3-lug 4-lug Threaded</p> <p>BJ159- BJ159FL- BJ3159-</p> <p>Mounting Hole: D4.125</p>
<p>PL155AC-207 Shown</p> <p>Cable Plug Tool Crimp</p> <p>3-lug 4-lug Threaded</p> <p>PL155AC- PL155ACFL- PL3155AC-</p>	<p>BJ159AC Shown</p> <p>Bulkhead Jack Rear mount, Tool Crimp</p> <p>3-lug 4-lug Threaded</p> <p>BJ159AC- BJ159ACFL- BJ3159AC-</p> <p>Mounting Hole: D4.125</p>
<p>PLR3155AC-201 Shown</p> <p>Right Angle Cable Plug Tool Crimp</p> <p>3-lug 4-lug Threaded</p> <p>PLR155AC- PLR155ACFL- PLR3155AC-</p>	<p>CJ150-29 Shown</p> <p>Cable Jack Wrench Crimp</p> <p>3-lug 4-lug Threaded</p> <p>CJ150- CJ150FL- CJ3150-</p> <p>CJ150AC-207 Shown</p> <p>Cable Jack Tool Crimp</p> <p>3-lug 4-lug Threaded</p> <p>CJ150AC- CJ150ACFL- CJ3150AC-</p>

△ Refers to Cable Group Table see pages 78-120. "D" mounting holes see page 60.

SUBMINIATURE BULKHEAD JACKS 150/3150 SERIES TRS/TTM

<p>BJ157 Shown</p> <p>Bulkhead Jack Front mount, Solder pot</p> <p>3-lug BJ157 4-lug BJ157FL Threaded BJ3157</p> <p>(Hermetically sealed version available, pg.16) Mounting Hole: D6.187</p>	<p>BJ158 Shown</p> <p>Feed-Through Jack</p> <p>3-lug BJ158 4-lug BJ158FL Threaded BJ3158</p> <p>Mounting Hole: D5.190/D4.190 (Threaded)</p>															
<p>BJ157F Shown</p> <p>Bulkhead Jacks Flange mount, Solder pot</p> <p>3-lug BJ157F-[△] 4-lug BJ157FFL-[△] Threaded BJ3157F-[△]</p>	<p>BJ155 Shown</p> <p>Insulated Bulkhead Jack Rear Mount, Solder Pot</p> <p>3-lug BJ155 4-lug BJ155FL Threaded BJ3155</p> <p>Mounting Hole: D9.148</p>															
<p>Hole Configuration:</p> <table border="0"> <thead> <tr> <th>A Dim = .425</th> <th># of holes/ Type-Dimension</th> <th></th> </tr> </thead> <tbody> <tr> <td></td> <td>2/Clear- .103" diameter</td> <td>- 2C(S)</td> </tr> <tr> <td></td> <td>2/Threaded-.099-56UNF-2B</td> <td>- 2T(S)</td> </tr> <tr> <td>B Dim = .687</td> <td>4/Clear- .103" diameter</td> <td>- 4C(S)</td> </tr> <tr> <td></td> <td>4/Threaded-.099-56UNF-2B</td> <td>- 4T(S)</td> </tr> </tbody> </table> <p>(S) = Comes with Stainless Steel Phillips #3-56 Pan Head Screws Maximum Panel Thickness .187</p>	A Dim = .425	# of holes/ Type-Dimension			2/Clear- .103" diameter	- 2C(S)		2/Threaded-.099-56UNF-2B	- 2T(S)	B Dim = .687	4/Clear- .103" diameter	- 4C(S)		4/Threaded-.099-56UNF-2B	- 4T(S)	<p>BJ154 Shown</p> <p>Insulated Bulkhead Jack Rear Mount, Wrench Crimp</p> <p>3-lug BJ154-[△] 4-lug BJ154FL-[△] Threaded BJ3154-[△]</p> <p>Mounting Hole: D9.116</p>
A Dim = .425	# of holes/ Type-Dimension															
	2/Clear- .103" diameter	- 2C(S)														
	2/Threaded-.099-56UNF-2B	- 2T(S)														
B Dim = .687	4/Clear- .103" diameter	- 4C(S)														
	4/Threaded-.099-56UNF-2B	- 4T(S)														
<p>BJ152 Shown</p> <p>Insulated Bulkhead Jack Front Mount, Solder Pot</p> <p>3-lug BJ152 4-lug BJ152FL Threaded BJ3152</p> <p>Mounting Hole: D9.208</p>	<p>BJ154AC Shown</p> <p>Insulated Bulkhead Jack Rear mount, Tool Crimp</p> <p>3-lug BJ154AC-[△] 4-lug BJ154ACFL-[△] Threaded BJ3154AC-[△]</p> <p>Mounting Hole: D9.116</p>															
<p>BJ150 Shown</p> <p>Bulkhead Jack Rear Mount, Solder Pot</p> <p>3-lug BJ150 4-lug BJ150FL Threaded BJ3150</p> <p>Mounting Hole: D4.250</p>	<p>BJ153 Shown</p> <p>Insulated Feed-Through Jack</p> <p>3-lug BJ153 4-lug BJ153FL Threaded BJ3153</p> <p>Mounting Hole: D9.116</p>															

[△] Refers to the cable group table see pages 78-120. [△] Replace with item from related table (same page). "D" mounting holes see page 60.

TWINAX/TRIAX CONNECTORS

SUBMINIATURE 150/3150 SERIES

Bulkhead Mount Jack with PC Tails
Mounting Hole: D4.125

305-1222

Bulkhead Push-on Plug
Front mount, Solder pot
Mounting Hole: C1.088

PL151

Circuit Board Jack

CBJ157
4-lug **CBJ157FL**
Threaded **CBJ3157**
Max Board Thickness .125

Bulkhead Push-on Jack
Front mount, Solder pot
Mounting Hole: C1.088

BJ151

Right Angle Circuit Board Jack

CBJR157
4-lug **CBJR157FL**
Threaded **CBJR3157**

Push-on Cable Plug
Wrench Crimp

PL153-△

'T' Adapter

BN153
4-lug **BN153FL**
Threaded **BN3153**

Twinax/Triax TRS Subminiature
Right Angle Bulkhead Rear Mount 3-lug
Max Panel Thickness: .125 D-Hole: D4

CBBJR159

TRS/TTM Coupling Adapter
(Barrel connector)

AD158
4-lug **AD158FL**
Threaded **AD3158**

Push-on Cable Plug
Tool Crimp

PL153AC-△

△ Refers to Cable Group Table see pages 78-120. "D" mounting holes see page 60.

TWINAX/TRIAX SERIES INTRODUCTIONS

450 Series

Subminiature Twinax 3-lug & 4-lug

3450 Series

Subminiature Twinax Threaded

Concentric connectors designed for MIL-STD-1553B airborne digital databus weight reduction applications.



Features

- 3-lug, 4-lug & threaded versions.
- Field installation full crimp design. No soldering required.
- Fully inspectable assembly process (no blind or questionable solder connections)
- Total of ten polarized & keyed combinations.
- Three different keyings for 3-lug versions.
- Two interchangeable pin & socket arrangements.
- Fewer pieces to assemble.
- Meets MIL-C-49142, 48-hour salt spray requirement.
- Standard plating to satisfy MIL-STD-1344, 500-hour salt-spray requirement.
- Weatherproof designs utilize sealing gaskets and heat shrink tubing.
- Fits MIL-C-17/176-00002 & other twinax/triax cables.
- Compatible with Raychem designs but utilizing military.

80 Series

Standard 2-lug & 3-lug (TRC)

380 Series



Used in digital data bus, video pair, MIL-STD-1553B (primary/redundant data bus), MIL-STD-1397 (shipboard data bus), baseband circuit and any application for noise-free guarded circuits.

Features

- Standard "C" sized concentric connectors.
- Used with larger twinax/triax cables with outer diameters of .250"-615".
- Does not require mechanical alignment for mating.

30 Series

Miniature 2-Pin Polarized, 2-lug (TWBNC)

330 Series

Miniature 2-Pin Polarized, Threaded (TWTNC)



Used in digital data bus, video pair, MIL-STD 1553B (airborne/ground primary/redundant), baseband circuit and any application for "noise-free guarded" circuits. They are not recommended for new designs. MIL-STD-1553B permits designer discretion for use of concentric designs in lieu of the two-pin connector.

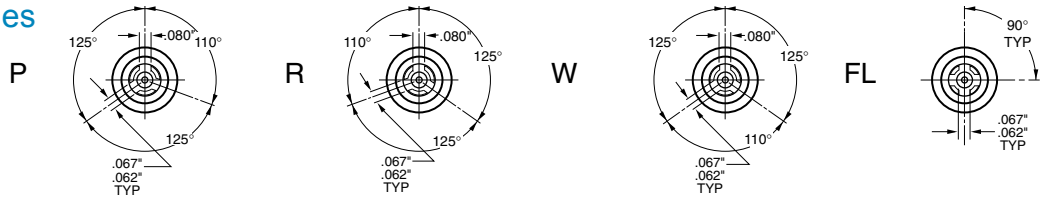
Features

- Same size as BNC/TNC connectors
- Fully enclosed beryllium copper spring fingers
- Stepped Dielectric

TWINAX/TRIAX CONNECTORS

CONCENTRIC TWINAX 450 SERIES

Concentric Twinax 450 Series 3-lug & 4-lug Keyings



The 450 Series was designed for airborne digital data bus applications utilizing the MIL-STD-1553B data bus. The 450 Series will fit most twinax cables. Connectors are available in five different coupling configurations which include 3-lug

versions with three (3) separate keyings, a 4-lug, and a threaded version with safety wire holes.

Diagrams shown above are for plugs.

Refer to page 23 for photo of intermediate contacts.

<p>Bulkhead Jack Rear mount, Solder pot</p> <p>Mounting Holes: DD8.130 DD8.125 (Threaded)</p>	<p>Coupling Type</p> <p>3-lug 3-lug 3-lug 4-lug Threaded</p>	<p>Key Code</p> <p>P R W FL -</p>	<p>Intermediate Contact Pin</p> <p>BJ450PP BJ450RP BJ450WP BJ450FLP BJ3450P</p>	<p>Socket</p> <p>BJ450PS BJ450RS BJ450WS BJ450FLS BJ3450S</p>
<p>Bulkhead Jack Front mount, Solder pot</p> <p>Mounting Holes: DD8.250 DD8.125 (Threaded)</p> <p>BJ457FLP-1 SHOWN</p>	<p>Coupling Type</p> <p>3-lug 3-lug 3-lug 4-lug Threaded</p>	<p>Key Code</p> <p>P R W FL -</p>	<p>Intermediate Contact Pin</p> <p>BJ457PP BJ457RP BJ457WP BJ457FLP BJ3457P</p>	<p>Socket</p> <p>BJ457PS BJ457RS BJ457WS BJ457FLS BJ3457S</p>
<p>Right Angle Cable Plug All Crimp</p>	<p>Coupling Type</p> <p>3-lug 3-lug 3-lug 4-lug Threaded</p>	<p>Key Code</p> <p>P R W FL -</p>	<p>Intermediate Contact Pin</p> <p>PLR455ACPP- PLR455ACRP- PLR455ACWP- PLR455ACFLP- PLR3455ACP-</p>	<p>Socket</p> <p>PLR455ACPS- PLR455ACRS- PLR455ACWS- PLR455ACFLS- PLR3455ACS-</p>
<p>RFI Jack Caps & Bulkhead Jack Terminations For use with 450 Series Plugs Rear Mount</p>	<p>Terminations</p> <p>RFI Caps</p> <p>RFI457- RFI457- RFI457- RFI457FL- RFI3457-</p>	<p>Intermediate Contact Pin</p> <p>TBJ451P--R TBJ451P--R TBJ451P--R TBJ451P--R TBJ451FLP--R TBJ451FLP--R</p>	<p>Socket</p> <p>TBJ451S--R TBJ451S--R TBJ451S--R TBJ451S--R TBJ451FLS--R TBJ451S--R</p>	

Refers to Cable Group Table see pages 78-120. For Chain options, see page 63. "D" mounting holes see page 60.

CONCENTRIC TWINAX 450 SERIES

450 Series Intermediate Contact Assemblies

Pin/Socket **PS450AC**-△



Socket/Pin **SP450AC**-△



The 450 Series includes cable jacks and plugs with interchangeable contact assemblies. The contact and body assemblies may be ordered separately (see the facing page). Cable connectors accept cables with a maximum outer diameter of .180" and conductors to .025".

Contact the factory for exact specifications. For Trompeter connectors which meet outgassing requirements, contact our technical support staff for more information. Compatible with Raychem DK-621 Series. [Refer to page 22 for Keyings.](#)

Bulkhead Cable Jack Rear mount, All Crimp		Coupling Type	Key Code	Body Assembly only	Assembly Intermediate Contact Pin	Socket
	3-lug	P	BJ459ACP -△	BJ459ACPP -△	BJ459ACPS -△	
	3-lug	R	BJ459ACR -△	BJ459ACRP -△	BJ459ACRS -△	
	3-lug	W	BJ459ACW -△	BJ459ACWP -△	BJ459ACWS -△	
	4-lug	FL	BJ459ACFL -△	BJ459ACFLP -△	BJ459ACFLS -△	
	Threaded	-	BJ3459AC -△	BJ3459ACP -△	BJ3459ACS -△	
Cable Jack All Crimp		Coupling Type	Key Code	Body Assembly only	Assembly Intermediate Contact Pin	Socket
	3-lug	P	CJ450ACP -△	CJ450ACPP -△	CJ450ACPS -△	
	3-lug	R	CJ450ACR -△	CJ450ACRP -△	CJ450ACRS -△	
	3-lug	W	CJ450ACW -△	CJ450ACWP -△	CJ450ACWS -△	
	4-lug	FL	CJ450ACFL -△	CJ450ACFLP -△	CJ450ACFLS -△	
	Threaded	-	CJ3450AC -△	CJ3450ACP -△	CJ3450ACS -△	
Cable Plug All Crimp		Coupling Type	Key Code	Body Assembly only	Assembly Intermediate Contact Pin	Socket
	3-lug	P	PL455ACP -△	PL455ACPP -△	PL455ACPS -△	
	3-lug	R	PL455ACR -△	PL455ACRP -△	PL455ACRS -△	
	3-lug	W	PL455ACW -△	PL455ACWP -△	PL455ACWS -△	
	4-lug	FL	PL455ACFL -△	PL455ACFLP -△	PL455ACFLS -△	
	Threaded	-	PL3455AC -△	PL3455ACP -△	PL3455ACS -△	
RFI Plug Caps & Terminations Plugs for use with 450 Series Jacks		RFI Caps		Terminations		
Coupling Type				Intermediate Contact		
				Pin to mate with	Sockets to mate with Pins	
				Sockets		
3-lug		RFI455 -△		TNG451P -△ -R	TNG451S -△ -R	
3-lug		RFI455 -△		TNG451P -△ -R	TNG451S -△ -R	
3-lug		RFI455 -△		TNG451P -△ -R	TNG451S -△ -R	
4-lug		RFI455FL -△		TNG451FLP -△ -R	TNG451FLS -△ -R	
Threaded		RFI3455 -△		TNG3451P -△ -R	TNG3451S -△ -R	

△ Refers to Cable Group Table see pages 78-120.

△ Chain options see page 63. "D" mounting holes see page 60.

TWINAX/TRIAX CONNECTORS

STANDARD TWINAX/TRIAX THREADED 80/380 SERIES, TRC/TRN

PL80 Shown

Cable Plug

2-lug
3-lug
Threaded

PL80-
PL803-
PL380-

Larger bodies available to accommodate cable sizes, contact the factory.

CJ80 Shown

Cable Jack
Wrench Crimp

2-lug
3-lug
Threaded

CJ80-
CJ803-
CJ380-

BJ80 Shown

Bulkhead Jack
Solder Pot

2-lug
3-lug
Threaded

BJ80
BJ803
BJ380

Mounting Hole: D1.156

BJ83 Shown

Insulated Feed-thru Jack

2-lug
3-lug
Threaded

BJ83
BJ833
BJ383

Mounting Hole: D1.350

BJ88 Shown

Feed-thru Jack

2-lug
3-lug
Threaded

BJ88
BJ883
BJ388

Mounting Hole: D1.343

Top Drawing: BJ89F Shown

Bulkhead Cable Jacks
Wrench Crimp, Flange Mount

2-lug
3-lug
Threaded

BJ89F-
BJ893F-
BJ389F-

Bottom Drawing: BJ89 Shown

Wrench Crimp, D Hole Mount

2-lug
3-lug
Threaded

BJ89-
BJ893-
BJ389-

Mounting Holes: DD6.250 / D11.250 - Cable Groups: -14A, -16, -61, -62

CBBJ882 Shown

Circuit Board Bulkhead Jack

2-lug
3-lug
Threaded

CBBJ82
CBBJ823
CBBJ382

Maximum Panel Thickness: .190 Mounting Hole: C6.250

BN83-1 Shown

TRC "T" Adapter

2-lug
3-lug
Threaded

BN83-1
BN833-1
BN383-1

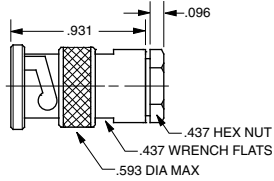
For other chain options see page 63.

△ Refers to Cable Group Table see pages 78-120. "D" mounting holes see page 60.

TWO-PIN POLARIZED 30/330 SERIES TWBNC/TWTNC

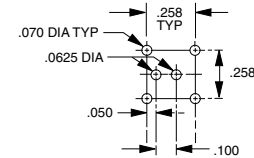
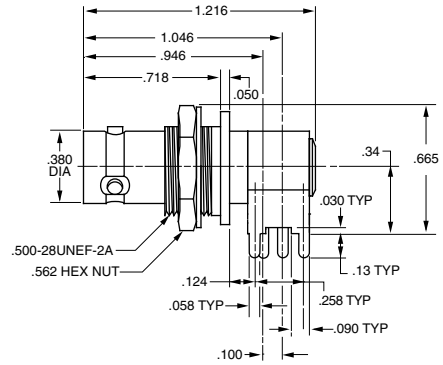
Mil-C-3655 Interface

PL30 Shown



Cable Plug
Wrench Crimp, Two-pin polarized

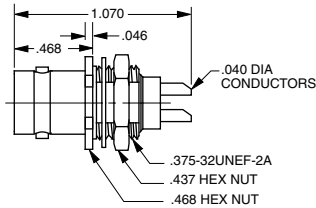
2-lug
Threaded **PL30-△**
PL330-△



Circuit Board Bulkhead Jack
Right Angle-Two-pin
polarized Twinax (TWBNC)
Mounting Hole: D3.125

CBBJR39A

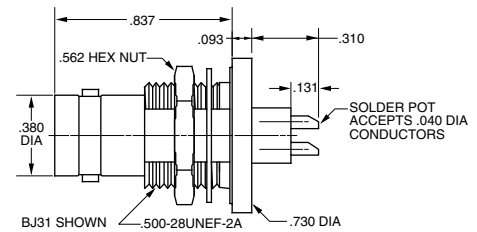
BJ30 Shown



Bulkhead Jack
Front mount, Solder pot
Two-pin Polarized

2-lug
Threaded **BJ30**
BJ330
Mounting Hole: D5.130

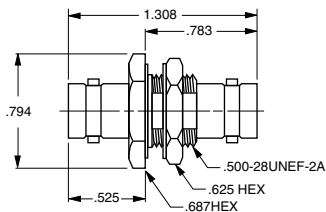
BJ31 Shown



Bulkhead Jack
Rear mount, Solder pot
Two-pin polarized

2-lug
Threaded **BJ31**
BJ331
Mounting Hole: D3.280

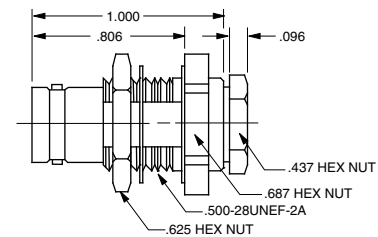
BJ38 Shown



Feed-Through Jack
Two-pin polarized

2-lug
Threaded **BJ38**
BJ338
Mounting Hole: D3.160

BJ39 Shown



Bulkhead Cable Jack
Rear mount, Wrench Crimp
Two-pin polarized

2-lug
Threaded **BJ39-△**
BJ339-△
Mounting Hole: D3.218

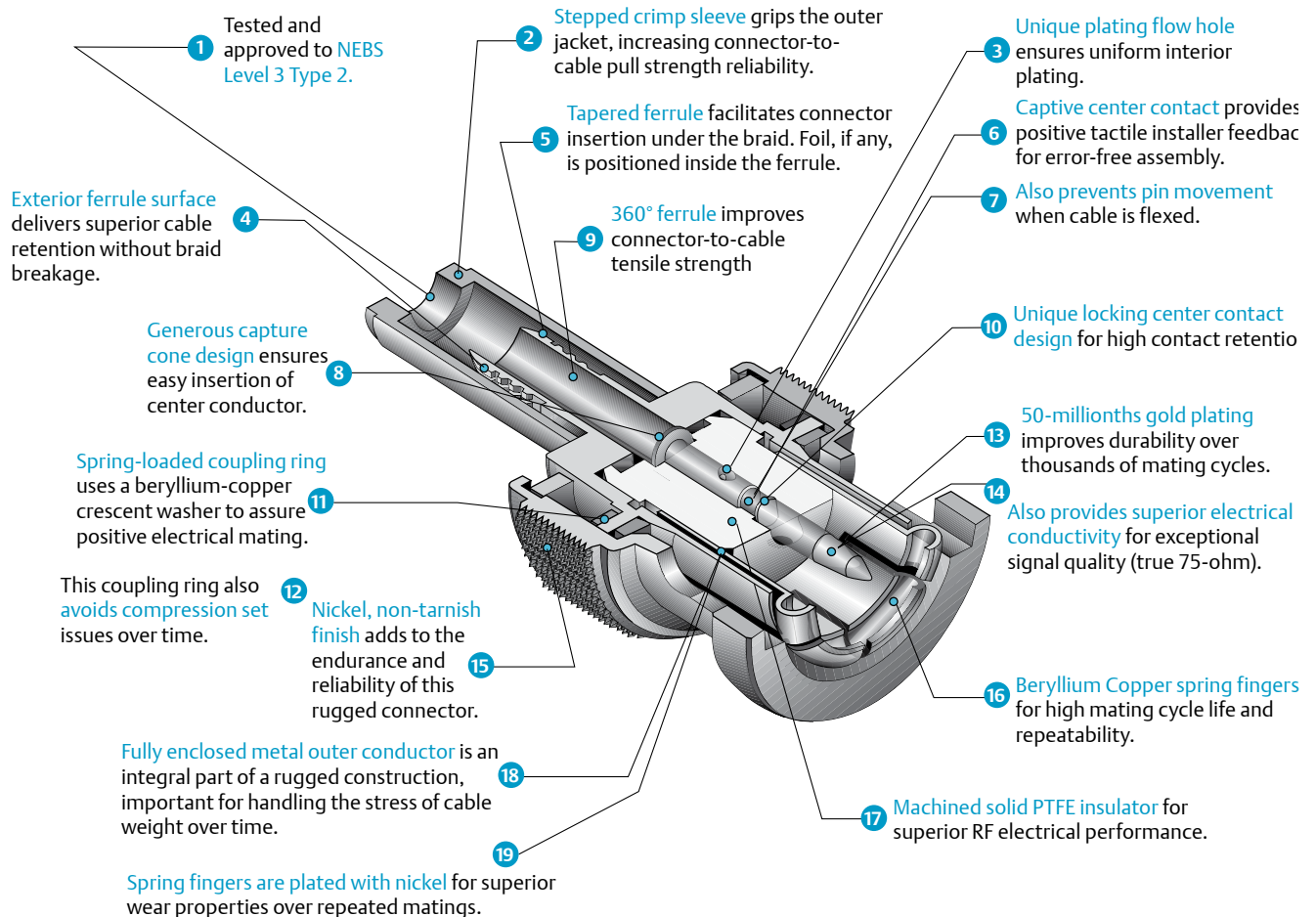
△ Refers to Cable Group Table, see pages 78-120. "D" mounting holes are on page 60. Note: Only 30/330 Series have two-pin polarizations. Note: These connectors are still available, although we recommend using concentric (70 series) twinax for all new applications.

COAX CONNECTORS

BNC COAX CONNECTOR INTRODUCTION

Trompeter's BNC Coax Tool Crimp Connector

19 reasons why our BNC connectors outperform the competition every time!



BNC Coax Wrench Crimp Connector

Wrench Crimp Features

- 3-piece construction
- Captive center contact pin in cone assembly
- Spring-loaded coupling ring using a beryllium-copper crescent washer
- Freely rotating captured insert inside the clamp-nut assembly
- Stepped captured insert inside the clamp-nut assembly
- 360° metal-to-metal, sandwich braid capture of the outer-braid-to-cone assembly. (No insulation between the clamping surfaces)
- Machined barb on the end of the cone assembly

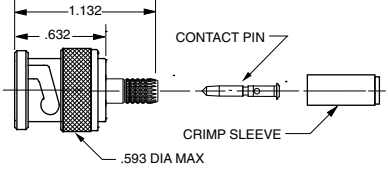


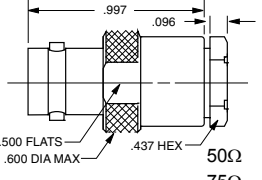


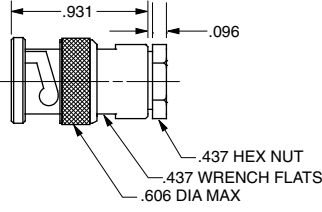


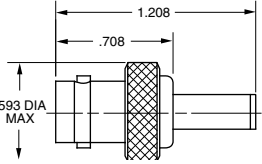


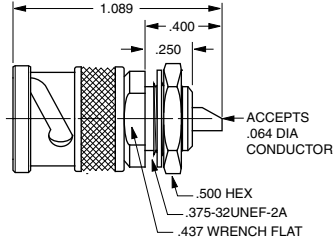
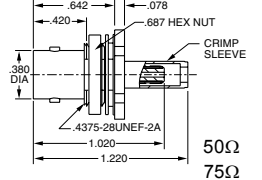


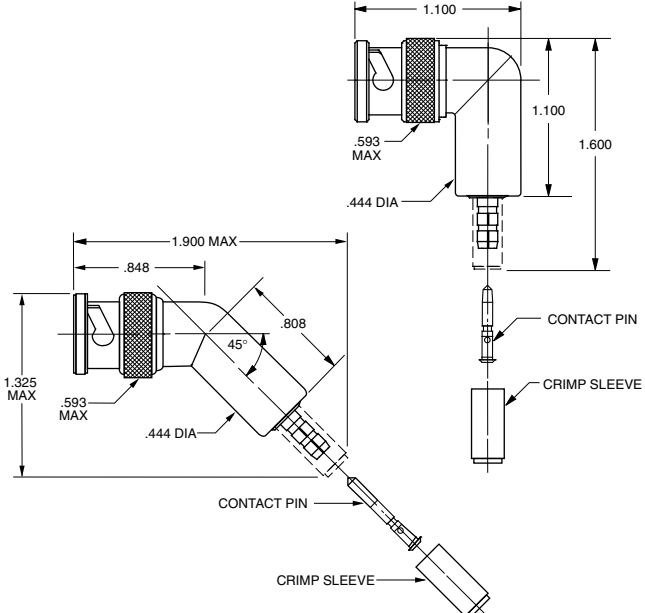


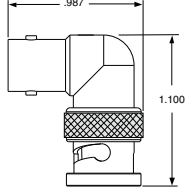
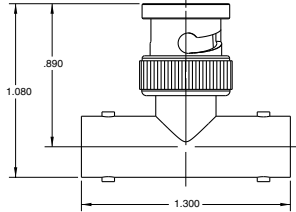
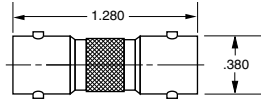
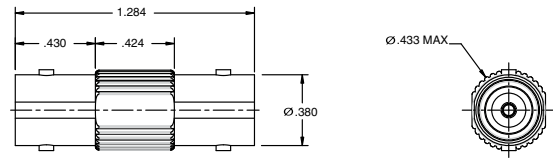
Hermetically Sealed Coax Connectors available, contact the factory.

Wrench Crimp Benefits

- Faster, easier assembly
- Prevents pistoning of the center contact when cable is flexed. Does not rely on cable for positioning.
- Pre-loading the ring assures positive full mating.
- Reduces intermittences and rocking of mated connector. Assures mating in rugged applications.
- Permits braid and jacket clamping without rotary movement. Prevents breaking the center conductor.
- Prevents twisting/tearing the braid. Increases connector-to-cable tensile pull-strength.
- Grips the cable's outer jacket (25% of cable strength).
- Increases connector-to-cable tensile pull-strength.
- Provides a true metal-to-metal continuous shield which minimizes EMI/RFI, PTFE; jacket cold-flow problems.
- Increases connector-to-cable tensile pull-strength.
- Grabs the inside of the cable braid for easier assembly.
- Enhances the strength of the braid and jacket clamp.



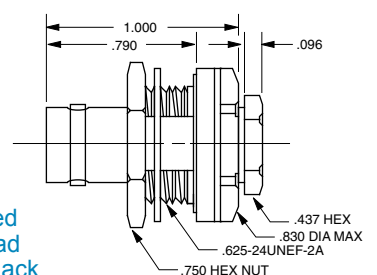
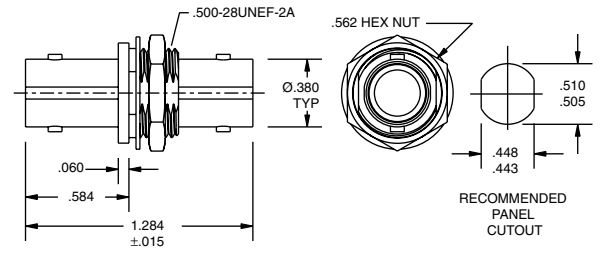
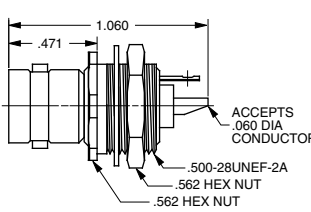
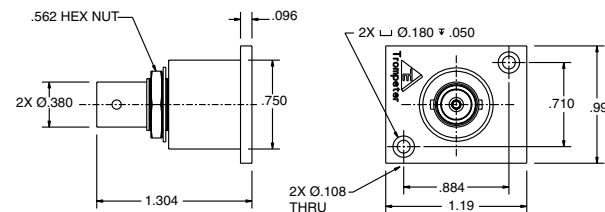
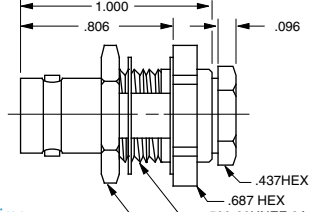
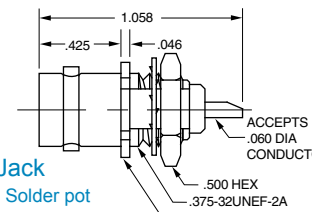
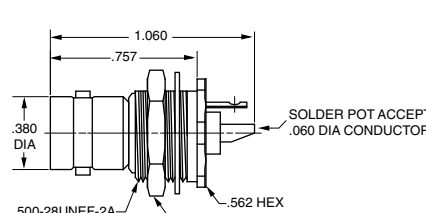
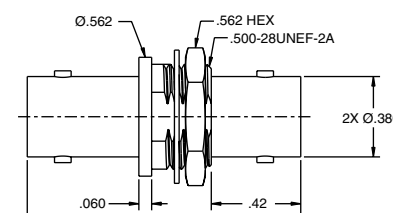
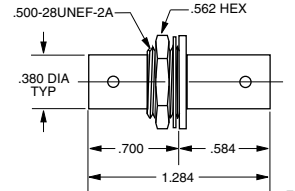
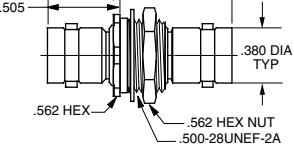
MINIATURE COAX 20/220 SERIES BNC PLUGS & JACKS

 <p>Cable Plug Tool Crimp</p> <p>50Ω PL220-  75Ω UPL220- </p>	 <p>Cable Jack Wrench Crimp</p> <p>50Ω CJ20-  75Ω UCJ20- </p>
 <p>Cable Plug Wrench Crimp</p> <p>50Ω PL20-  75Ω UPL20- </p>	 <p>Cable Jack Tool Crimp</p> <p>50Ω CJ220-  75Ω UCJ220- </p>
<p>Bulkhead Plug Front Mount, Solder Pot</p> <p>50Ω PL21 75Ω UPL21 w/ Solder Lug 50Ω PL21SL 75Ω UPL21SL Mounting Hole: C2.085</p> 	<p>Bulkhead Cable Jack Rear Mount, Tool Crimp</p> <p>Mounting Hole: D3.100</p>  <p>50Ω BJ220-  75Ω UBJ220- </p>
 <p>Cable Plug 90° Right Angle, Full Crimp</p> <p>75Ω UPLR220- </p> <p>Cable Plug 45° Angle, Full Crimp</p> <p>75Ω UPLFF220- </p>	<p>BNC Adapter Right Angle 75Ω BNC UADRMF220</p> 
<p>BNC "T" Adapter</p>  <p>50Ω BN23 75Ω UBN23</p>	<p>BNC Coupling Adapter (Barrel connector)</p>  <p>50Ω AD28 75Ω UAD28</p>
<p>BNC Coupling Adapter (Barrel connector)</p>  <p>50Ω AD228 75Ω UAD228</p>	

 Refers to Cable Group Table, see pages 78-120. "D" mounting holes are on page 60.

COAX CONNECTORS

MINIATURE COAX 20/220 SERIES BNC BULKHEAD JACKS

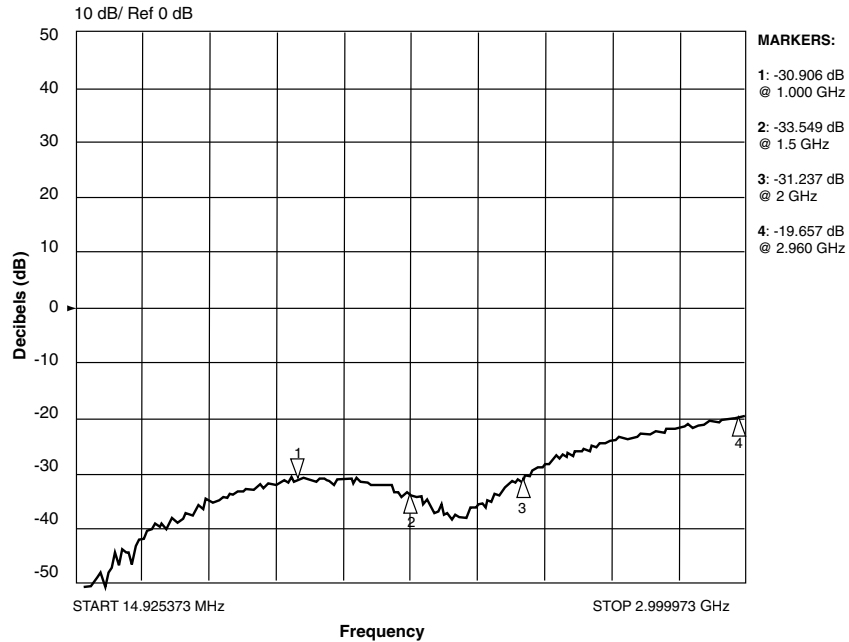
 <p>Insulated Bulkhead Cable Jack Wrench Crimp, Rear mount Mounting Hole: D2.187 GF-Ground filter version page 35</p> <p>50Ω BJ26- 75Ω UBJ26-</p>	 <p>Non-insulated Bulkhead Jack Feed-through Mounting Hole: DD3.156</p> <p>50Ω BJ224 75Ω UBJ224</p>
 <p>Insulated Bulkhead Jack Front Mount, Solder pot Mounting Hole: D3.147</p> <p>50Ω BJ27 75Ω UBJ27</p>	 <p>Insulated Bulkhead Jack Recessed Insulated Adapter (RIA) Feed-through</p> <p>75Ω UBJ224-RIA</p>
 <p>Bulkhead Cable Jack Rear Mount, Wrench Crimp</p> <p>50Ω BJ29- 75Ω UBJ29-</p> <p>Mounting Holes: D3.218 (D2.218-Cable Groups 6, 6E,51,52)</p>	 <p>Bulkhead Jack Front Mount, Solder pot w/ Solder Lug</p> <p>50Ω BJ20 75Ω UBJ20</p> <p>50Ω BJ20SL 75Ω UBJ20SL</p> <p>Mounting Hole: D5.125</p>
 <p>Bulkhead Jack Non-Insulated 50Ω BJ23 75Ω UBJ23 Mounting Hole: D3.147</p> <p>Insulated Bulkhead Cable Jack Rear mount, solder pot Mounting Hole: D3.147</p> <p>50Ω BJ21 75Ω UBJ21</p>	 <p>Insulated Bulkhead Jack Feed-through Mounting Hole: DD3.156</p> <p>50Ω BJ228 75Ω UBJ228</p>
 <p>Bulkhead Jack Feed-Through Non-Insulated</p> <p>50Ω BJ24 75Ω UBJ24</p> <p>Mounting Hole: DD3.100, (Hermetically sealed version available, call factory).</p>	 <p>Insulated Bulkhead Jack Feed-through Mounting Hole: D3.156 (Hermetically sealed version available, call factory). GF-Ground Filter version available page 370c.</p> <p>50Ω BJ28 75Ω UBJ28</p>

△ Refers to Cable Group Table, see pages 78-120. "D" mounting holes are on page 60.

COAX 20/220 SERIES CIRCUIT BOARD JACKS

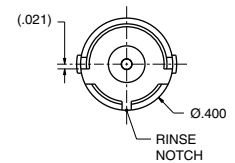
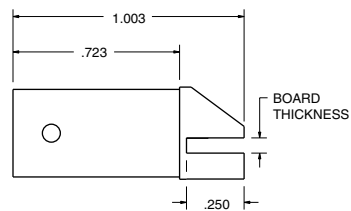
Edge Mount Circuit Board Jacks

Trompeter manufactures a wide selection of circuit board jacks.



Circuit Board Edge Mount Coax "BNC" Style Receptacle 75Ω

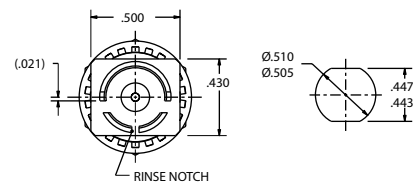
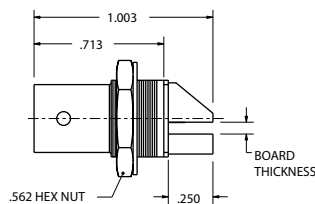
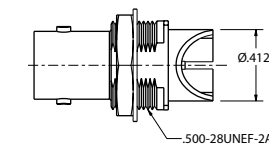
Part Number	Board Thickness
UCBJE20-1	.060 - .064
UCBJE20-2	.028 - .033



Circuit Board Bulkhead Edge Mount Coax "BNC" Style Receptacle 75Ω

Max Panel Thickness: .179

Part Number	Board Thickness
UCBBJE20-1	.060 - .064
UCBBJE20-2	.028 - .033
UCBBJE20-3	.084
UCBBJE20-4	.120

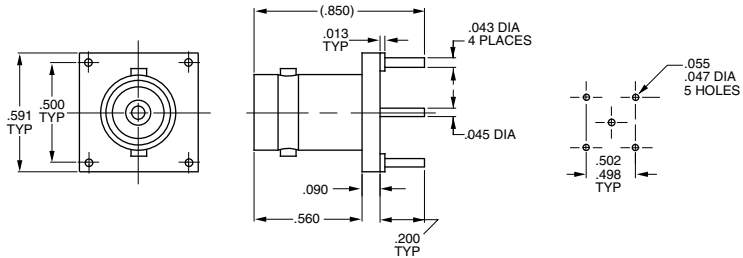


COAX CONNECTORS

COAX 20/220 SERIES CIRCUIT BOARD JACKS

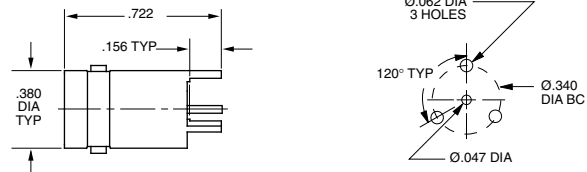
Circuit Board Jacks...

Trompeter manufactures a wide selection of circuit board jacks, Shown below are the most commonly requested designs. For custom designs, contact the factory.



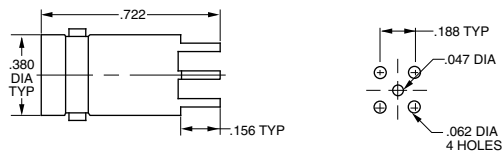
Circuit Board Jack
Straight, 4-leg

75Ω **UCBJ20F**



Circuit Board Jack
Straight, 3-leg

50Ω **CBJ20**



Circuit Board Jack
Straight, 4-leg

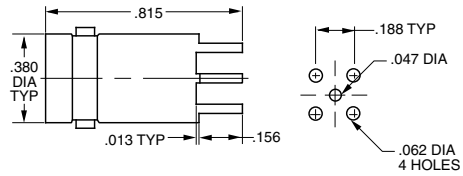
50Ω **CBJ22**

COAX 20/220 SERIES CIRCUIT BOARD JACKS

Circuit Board Jack
Straight, 4-leg

75Ω

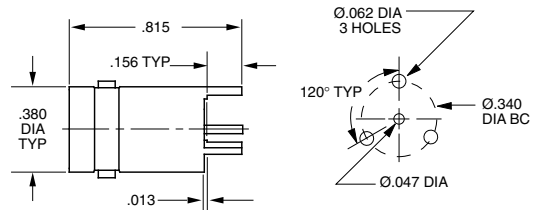
UCBJ224



Circuit Board Jack
Straight, 3-leg

75Ω

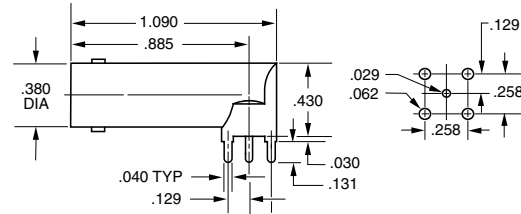
UCBJ223



Right Angle Coax BNC
Circuit Board Jack

75Ω

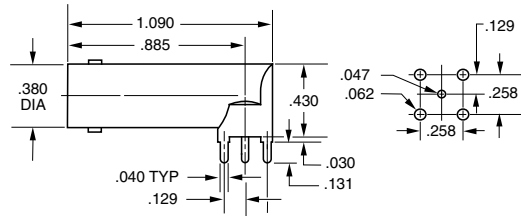
UCBJR220



Right Angle Coax BNC
Circuit Board Jack

50Ω

CBJR220



Circuit Board Jack
Right Angle, Tall Version

50Ω

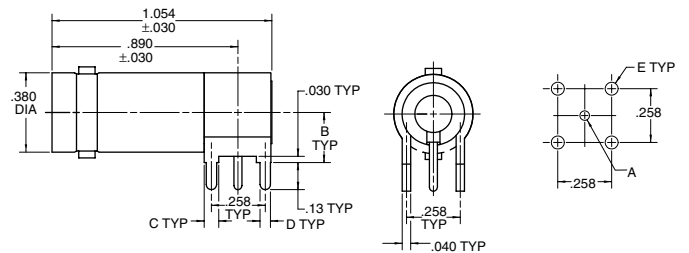
CBJR20A

75Ω

UCBJR20A

MODEL NO.	LTR CODE	OHM	A DIM	B DIM	C DIM	D DIM	E DIM
CBJR20	-	50	.046	.24	.090	.050	.0625
UCBJR20	-	75	.029	.24	.090	.050	.0625

MODEL NO.	LTR CODE	OHM	A DIM	B DIM	C DIM	D DIM	E DIM
CBJR20A	A	50	.046	.34	.090	.058	.070
UCBJR20A	A	75	.029	.34	.090	.058	.070

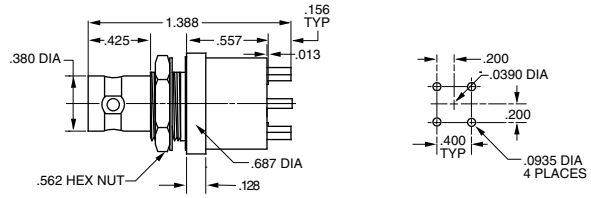


COAX CONNECTORS

COAX 20/220 SERIES CIRCUIT BOARD JACKS

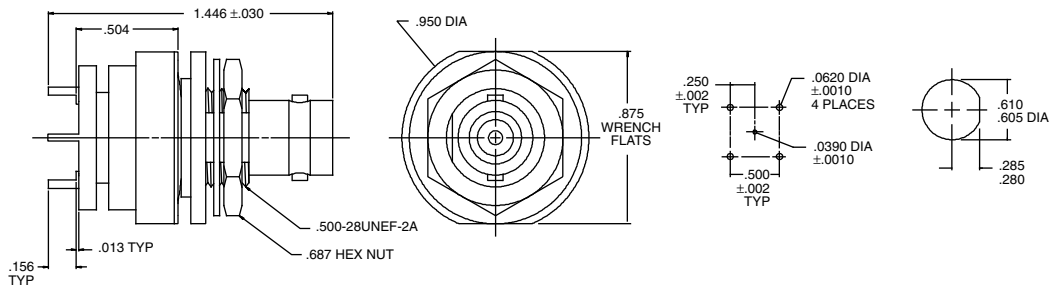
Non-insulated Circuit Board
bulkhead Jack
Straight, 4-leg
Mounting Hole: D3.109

75Ω **UCBBJ29**



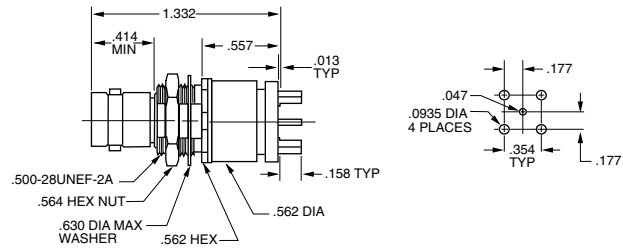
Insulated circuit board
Bulkhead Jack Coaxial BNC
Ground Filter Insulated 4-Post
Straight
Mounting Hole: .093

50Ω **CBBJ26GF**
75Ω **UCBBJ26GF**



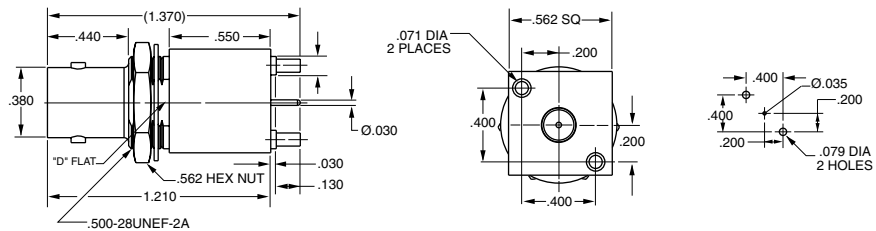
Insulated circuit board
Bulkhead Jack
Straight
Mounting Hole: D3.156

50Ω **CBBJ26**

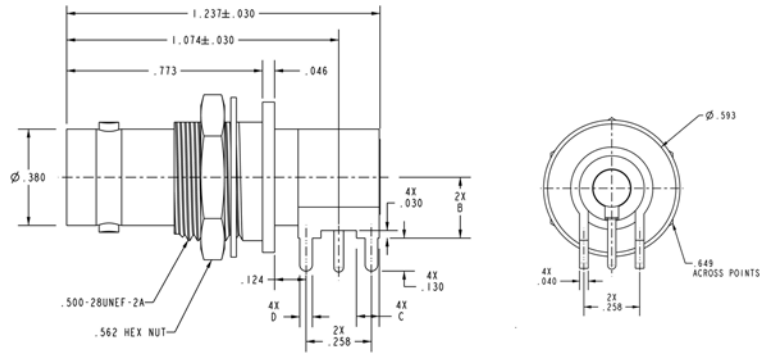


Circuit Board Bulkhead Jack
Straight
Mounting Hole: D3.060

75Ω **UCBBJ23**



COAX 20/220 SERIES CIRCUIT BOARD JACKS



Right Angle Circuit Board Bulkhead Jack

Non-Insulated 50Ω **CBBJR29**
 Non-Insulated 75Ω **UCBBJR29**

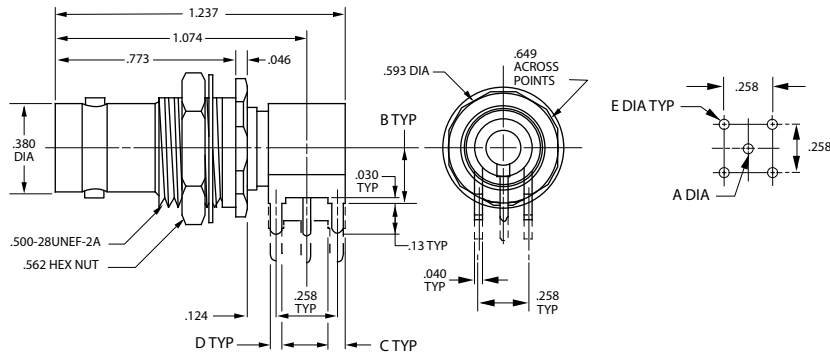
MODEL #	LTR CODE	IMPD Ω	A DIA	B DIM	C DIM	D DIM	E DIA
CBBJR29	----	50	.046	.24	.090	.050	.0625
UCBBJR29	----	75	.029				
CBBJR29A	A	50	.046	.24	.090	.058	.070
UCBBJR29A	A	75	.029				

RoHS Compliant

Non-Insulated 50Ω **CBBJR29-RC**
 Non-Insulated 75Ω **UCBBJR29-RC**

MODEL #	LTR CODE	IMPD Ω	A DIA	B DIM	C DIM	D DIM	E DIA
CBBJR29-RC	----	50	.046	.24	.090	.050	.0625
UCBBJR29-RC	----	75	.029				
CBBJR29A-RC	A	50	.046	.24	.090	.058	.070
UCBBJR29A-RC	A	75	.029				

Mounting Holes: D3.156 (Insulated)
 Maximum Panel Thickness: .179 D-Hole: D3



Right Angle Circuit Board Bulkhead Jack

Insulated 50Ω **CBBJR26**
 Insulated 75Ω **UCBBJR26**

MODEL #	LTR CODE	IMPD Ω	A DIA	B DIM	C DIM	D DIM	E DIA
CBBJR26	----	50	.046	.24	.090	.050	.0625
UCBBJR26	----	75	.029				
CBBJR26A	A	50	.046	.34	.090	.058	.070
UCBBJR26A	A	75	.029				

RoHS Compliant

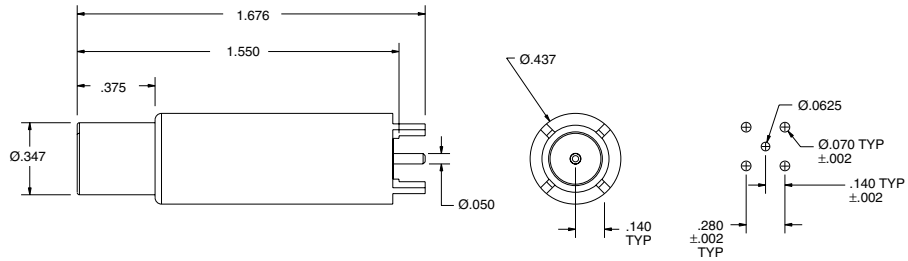
Insulated 50Ω **CBBJR26**
 Insulated 75Ω **UCBBJR26**

MODEL #	LTR CODE	IMPD Ω	A DIA	B DIM	C DIM	D DIM	E DIA
CBBJR26-RC	----	50	.046	.24	.090	.050	.0625
UCBBJR26-RC	----	75	.029				
CBBJR26A-RC	A	50	.046	.34	.090	.058	.070
UCBBJR26A-RC	A	75	.029				

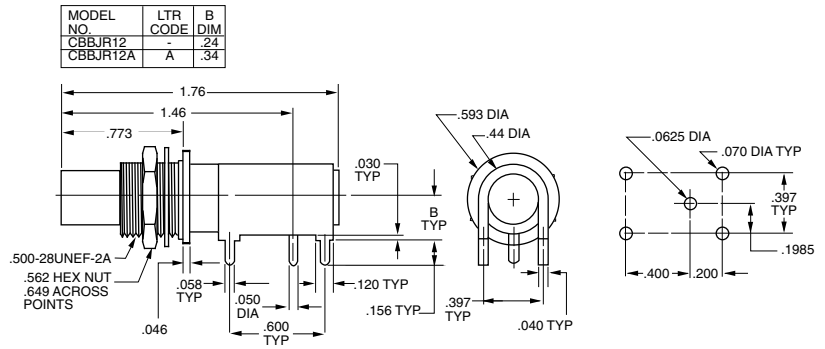
Mounting Holes: D3.156 (Insulated)

COAX CONNECTORS

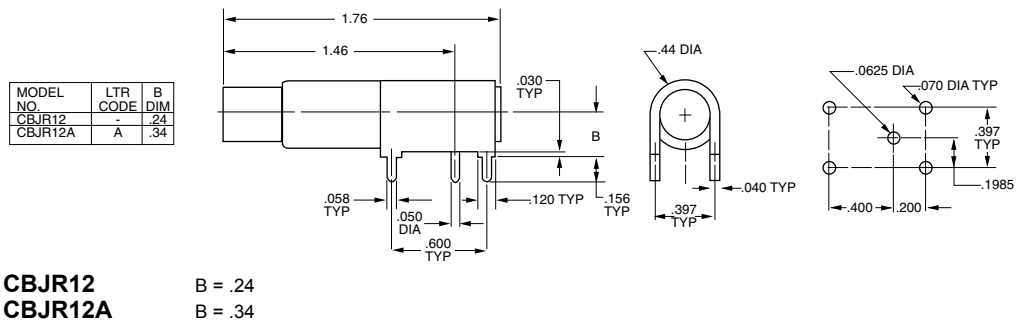
MINI-WECO COAX CIRCUIT BOARD JACKS



Circuit Board Mounting
Mini-WECO Coaxial Patch Jack
75Ω (.296 Size) **CBJ12**



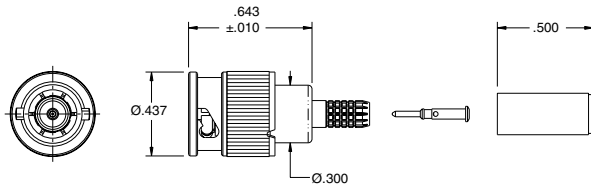
Circuit Board Bulkhead Mounting
Mini-WECO Patch Jack
75Ω Right Angle **CBBJR12** B = .24
Long Leg Version **CBBJR12A** B = .34
Mounting Hole: D3.250



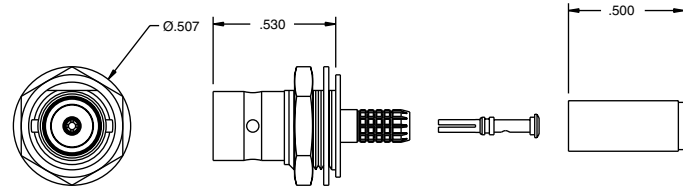
Circuit Board Mounting
Mini-WECO Patch Jack
75Ω Right Angle **CBJR12** B = .24
Long Leg Version **CBJR12A** B = .34

MINIATURE COAX 250 SERIES, MINI-BNC PLUGS & JACKS

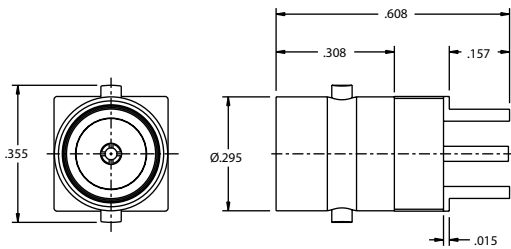
The mini-BNC 250 RF connector series from Trompeter was designed specifically for DS3 telco coaxial central office applications to allow higher interconnect density while preserving the positive characteristics of the Trompeter full size BNC. In fact, the 250 series provides for higher density of interconnects in a given area.



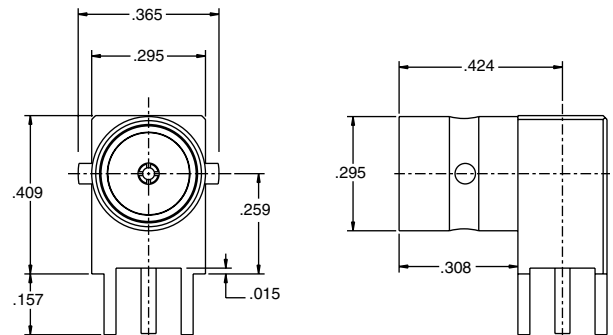
Miniature BNC (M-BNC) Coaxial Plug
Straight 75Ω UPL250-△



Miniature BNC (M-BNC) Coaxial Bulkhead Jack
Straight 75Ω UBJ250-△



Miniature BNC (M-BNC) Coaxial Circuit Board Jack
Straight 75Ω UCBJ250-N
75Ω UCBJ250-G



Miniature BNC (M-BNC) Coaxial Circuit Board Jack
Right Angle 75Ω UCBJR250-N
75Ω UCBJR250-G

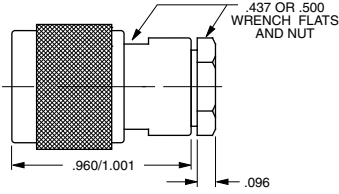


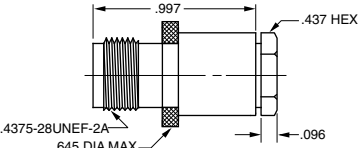


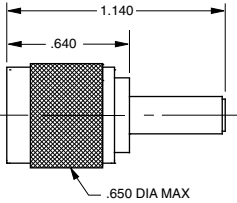


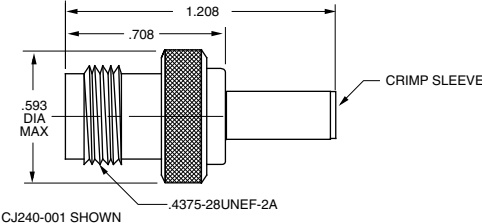


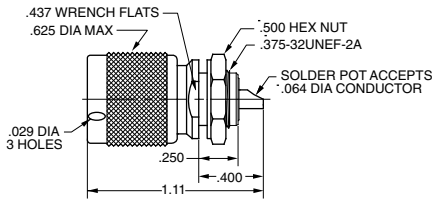
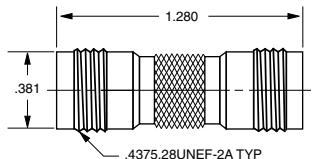
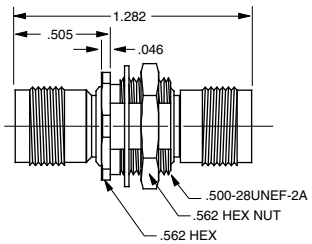
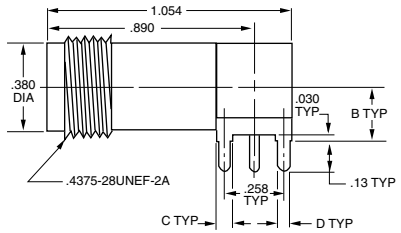
Part Number	Description	Plating	Bulkhead Mount	PCB OA Thickness
UPL250-△	Straight plug M-BNC series	ni	n/a	
UPLR250-△	Right angle plug M-BNC series	ni	n/a	
UBJ250-△	Bulkhead cable jack	ni	yes	
UCBJ250-G	Straight PCB-mounted jack	au	no	
UCBJ250-N	Straight PCB-mounted jack	ni	no	
UCBBJ250-G	Straight PCB-mounted jack	au	yes	
UCBBJ250-N	Straight PCB-mounted jack	ni	yes	
UCBJR250-G	Right angle PCB-mounted jack	au	no	
UCBJR250-N	Right angle PCB-mounted jack	ni	no	
UCBBJR250-G	Right angle PCB-mounted jack	au	yes	
UCBBJR250-N	Right angle PCB-mounted jack	ni	yes	
UCBJE250-1	PCB-edge mounted SMT jack	au	no	0.032
UCBJE250-2	PCB-edge mounted SMT jack	au	no	0.064
UCBBJE250-1	PCB-edge mounted SMT jack	au	yes	0.032
UCBBJE250-2	PCB-edge mounted SMT jack	au	yes	0.064
UAD258	M-BNC jack to M-BNC jack adapter, Barrel adapter	ni	yes	
UTNAF250	Terminators	ni	no	
UTNAM250	Terminators	ni	no	
UADF20M250	BNC to MBNC adapters M to F	ni	no	
UADF20F250	BNC to MBNC adapters M to F	ni	no	
UADF250M20	BNC to MBNC adapters M to F	ni	no	



△ Refers to Cable Group Table, see pages 78-120. "D" mounting holes are on page 60.

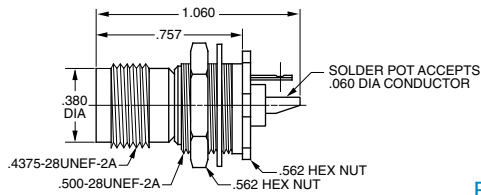
COAX CONNECTORS

MINIATURE COAX THREADED 40/240 SERIES, TNC

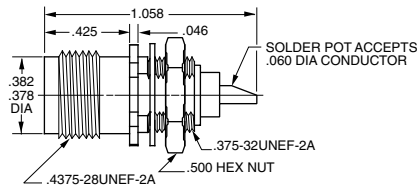
 <p>Cable Plug Wrench Crimp</p> <p>50Ω 75Ω</p> <p>PL40-  UPL40- </p>	 <p>Cable Jack Wrench Crimp</p> <p>50Ω 75Ω</p> <p>CJ40-  UCJ40- </p>																																								
 <p>Cable Plug Tool Crimp</p> <p>50Ω 75Ω</p> <p>PL240-  UPL240- </p>	 <p>Cable Jack Tool Crimp</p> <p>50Ω 75Ω</p> <p>CJ240-  UCJ240- </p>																																								
 <p>Bulkhead Plug Front Mount , Solder pot</p> <p>50Ω 75Ω</p> <p>PL41 UPL41</p> <p>w/ Solder Lug</p> <p>50Ω 75Ω</p> <p>PL41SL UPL41SL</p> <p>Mounting Hole: C2.093</p>	 <p>TNC Coupling Adapter (Barrel connector)</p> <p>50Ω 75Ω</p> <p>AD48 UAD48</p>																																								
 <p>Insulated Bulkhead Jack Feed-through</p> <p>50Ω 75Ω</p> <p>BJ48 UBJ48</p> <p>Mounting Hole: D3.156</p> <p>GF-Ground filter version page 41</p>	<table border="1" data-bbox="1023 1417 1396 1522"> <thead> <tr> <th>MODEL NO.</th> <th>LTR CODE</th> <th>OHM</th> <th>A DIM</th> <th>B DIM</th> <th>C DIM</th> <th>D DIM</th> <th>E DIM</th> </tr> </thead> <tbody> <tr> <td>CBJR40</td> <td>-</td> <td>50</td> <td>.046</td> <td>.24</td> <td>.070</td> <td>.050</td> <td>.0625</td> </tr> <tr> <td>UCBJR40</td> <td>-</td> <td>75</td> <td>.029</td> <td>.24</td> <td>.070</td> <td>.050</td> <td>.0625</td> </tr> <tr> <td>CBJR40A</td> <td>A</td> <td>50</td> <td>.046</td> <td>.34</td> <td>.090</td> <td>.058</td> <td>.070</td> </tr> <tr> <td>UCBJR40A</td> <td>A</td> <td>75</td> <td>.029</td> <td>.34</td> <td>.090</td> <td>.058</td> <td>.070</td> </tr> </tbody> </table>  <p>Right Angle Circuit Board Mounting TNC Receptacle</p> <p>50Ω 75Ω</p> <p>CBJR40 UCBJR40</p> <p>Add "A" for tall versions (see chart)</p>	MODEL NO.	LTR CODE	OHM	A DIM	B DIM	C DIM	D DIM	E DIM	CBJR40	-	50	.046	.24	.070	.050	.0625	UCBJR40	-	75	.029	.24	.070	.050	.0625	CBJR40A	A	50	.046	.34	.090	.058	.070	UCBJR40A	A	75	.029	.34	.090	.058	.070
MODEL NO.	LTR CODE	OHM	A DIM	B DIM	C DIM	D DIM	E DIM																																		
CBJR40	-	50	.046	.24	.070	.050	.0625																																		
UCBJR40	-	75	.029	.24	.070	.050	.0625																																		
CBJR40A	A	50	.046	.34	.090	.058	.070																																		
UCBJR40A	A	75	.029	.34	.090	.058	.070																																		

 Refers to Cable Group Table, see pages 78-120. "D" mounting holes are on page 60.

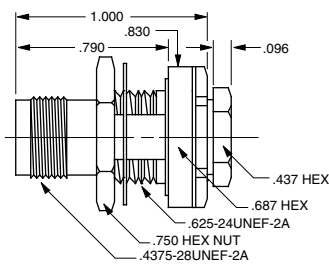
MINIATURE COAX THREADED 40/240 SERIES, TNC BULKHEAD JACKS



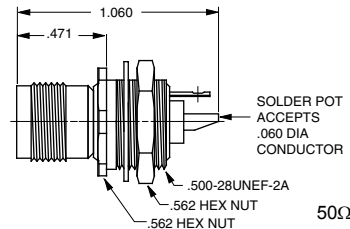
Insulated Bulkhead Jack
Rear Mount, Solder Pot
50Ω **BJ41**
75Ω **UBJ41**
Mounting Hole: D3.147



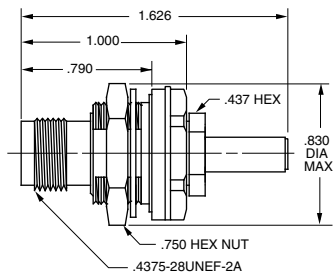
Bulkhead Jack
Solder Pot
50Ω **BJ40**
75Ω **UBJ40**
w/ Solder Lug
50Ω **BJ40SL**
75Ω **UBJ40SL**
Mounting Hole: D5.125



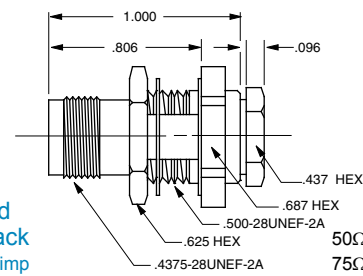
Insulated Bulkhead Jack
Rear Mount, Wrench Crimp
50Ω **BJ46**
75Ω **UBJ46**
Mounting Hole: D2.187
GF-Ground filter version page 43



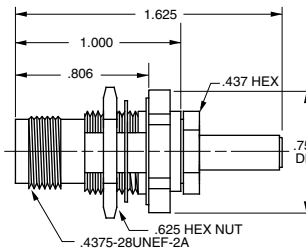
Insulated Bulkhead Jack
Front Mount, Solder pot
50Ω **BJ47**
75Ω **UBJ47**
Mounting Hole: D3.147



Insulated Bulkhead Jack
Rear Mount, Tool Crimp
50Ω **BJ246**
75Ω **UBJ246**
Mounting Hole: D2.187
GF-Ground filter version pg 43

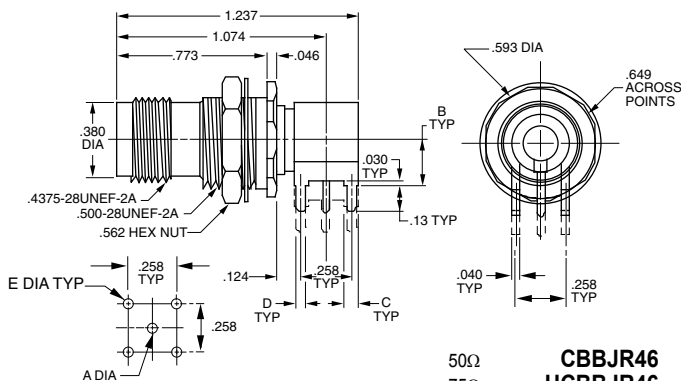


Bulkhead Cable Jack
Wrench Crimp
50Ω **BJ49**
75Ω **UBJ49**
Mounting Hole: D3.218 / D2.218 (Cable Groups 6, 6E, 51, 52)

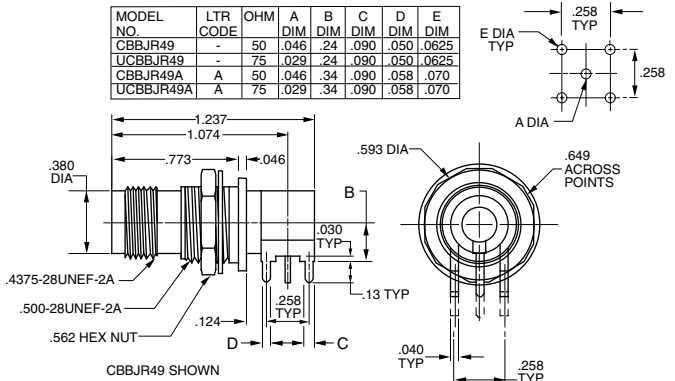


Bulkhead Cable Jack
Tool Crimp
50Ω **BJ249**
Mounting Hole: D3.218
D2.218 (Cable Groups 6, 6E, 51, 52)

MODEL NO.	LTR CODE	OHM	A DIM	B DIM	C DIM	D DIM	E DIM
CBBJR46	-	50	.046	.24	.090	.050	.0625
UCBBJR46	-	75	.029	.24	.090	.050	.0625
CBBJR46A	A	50	.046	.34	.090	.058	.070
UCBBJR46A	A	75	.029	.34	.090	.058	.070



50Ω **CBBJR46**
75Ω **UCBBJR46**
50Ω **CBBJR46A**
75Ω **UCBBJR46A**
Mounting Hole: D3.156
Insulated Circuit Board Jack
Right Angle
"A" refers to tall versions



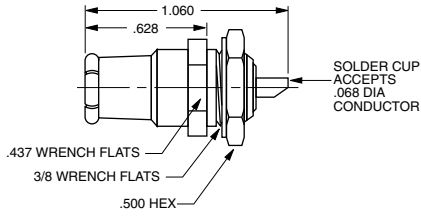
50Ω **CBBJR49**
75Ω **UCBBJR49**
Mounting Hole: D3.230
Circuit Board Jack
Bulkhead mount
Right Angle
Add "A" for tall versions

△ Refers to Cable Group Table, see pages 78-120. "D" mounting holes are on page 60.

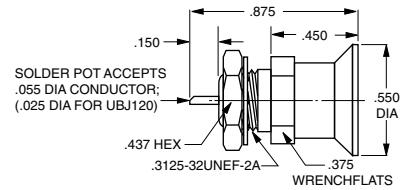
COAX CONNECTORS

PUSH-ON COAX 120 SERIES

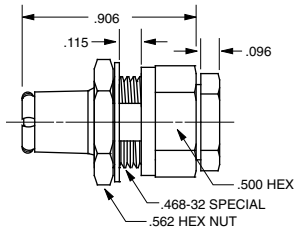
These BNC/TNC push-on jacks and plugs are designed for (U)PL123 blind mate rack and panel applications. The male plugs mate (U)PL122 with any BNC/TNC jack and are ideally suited for test/cable applications.



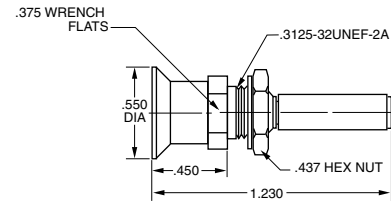
Panel Plug	50Ω	PL121
Front Mount, Solder Pot	75Ω	UPL121
 w/ solder lug	50Ω	PL121SL
	75Ω	UPL121SL
Mounting Hole: C2.093		



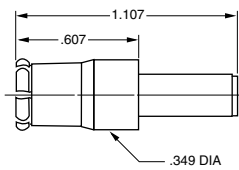
Bulkhead Jack	50Ω	BJ120
Front Mount, Solder Lug	75Ω	UBJ120
 w/ solder Lug	50Ω	BJ120SL
	75Ω	UBJ120SL
Mounting Hole: C1.120		



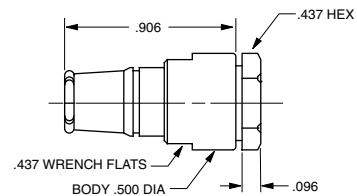
Panel Plug	50Ω	PL122-
Rear Mount, Cable Entry	75Ω	UPL122-
Mounting Hole: DD5.187		



Bulkhead Cable Jack	50Ω	BJ120C-
Front Mount, Tool Crimp	75Ω	UBJ120C-
Limited Cable Groups		
Mounting Hole: C1.120		



Cable Plug	50Ω	PL223-
Tool Crimp	75Ω	UPL223-



Cable Plug	50Ω	PL123-
Wrench Crimp	75Ω	UPL123-

Refers to Cable Group Table, see pages 78-120. "D" mounting holes are on page 60.

1023 SERIES 1.0/2.3 DIN CONNECTORS - 75 Ω

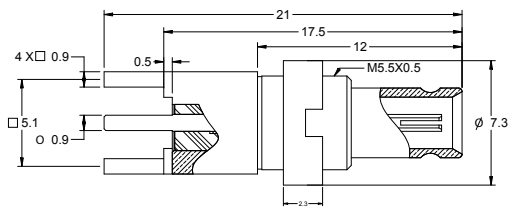
Trompeter's DIN connector series, is manufactured to the DIN 47297 (75 Ω) interface specification. This range of Trompeter's DIN 1.0/2.3 connector are 45% smaller than the DIN 1.6/5.6 and is ideal for higher density patching requirements. With this space savings, significantly more ports can be placed in the same 1RU panels. The Trompeter 1.0/2.3 series includes cable plugs, cable jack and Type N to DIN adapters.

Trompeter's 1.0/2.3 series works with all of the most popular cables used in the video distribution and telecom central office environments and can rapidly be adapted to suit any coaxial cable developments.

This line of 1.0/2.3 connectors delivers the same superior quality performance of the industry leading Trompeter 220 Series BNC range. Employing the same tooling and termination as the 220 series BNCs ensures a minimal deployment cost and disruption for our customers.



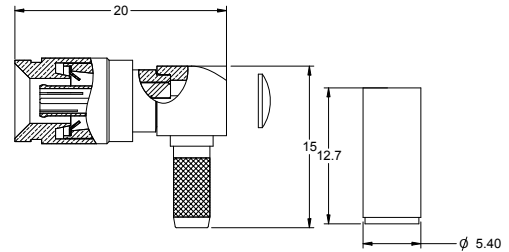
Dimensions are in mm



Straight PC Bulkhead Mount Jack

UCBBJ1023

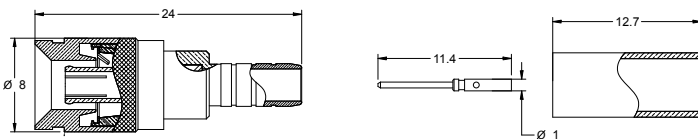
Dimensions are in mm



Right Angle Crimp Plug

UPLR1023-△

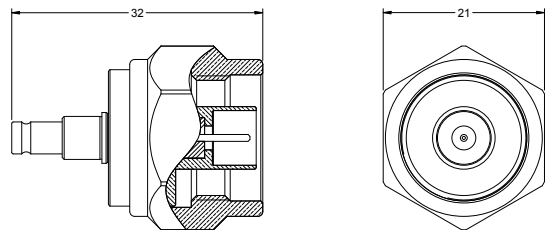
Dimensions are in mm



Straight Crimp Plug

UPL1023-△

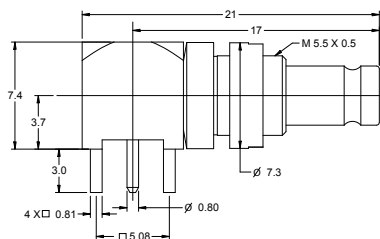
Dimensions are in mm



Adapter 75 ohm Type N Plug to DIN 1.0/2.3 Jack

UADF1023M95

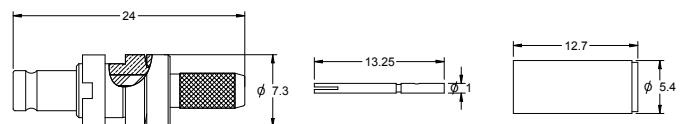
Dimensions are in mm



DIN 1.0/2.3 Right Angle PCB Bulkhead Mount Jack

UCBBJR1023

Dimensions are in mm



DIN 1.0/2.3 Bulkhead Jack

UBJ1023-△

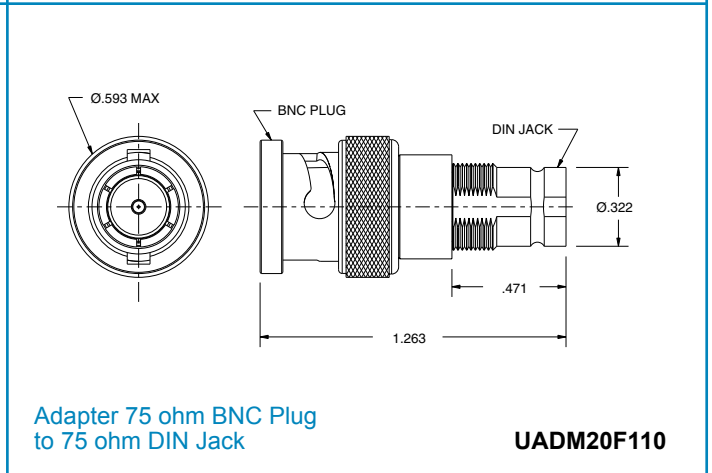
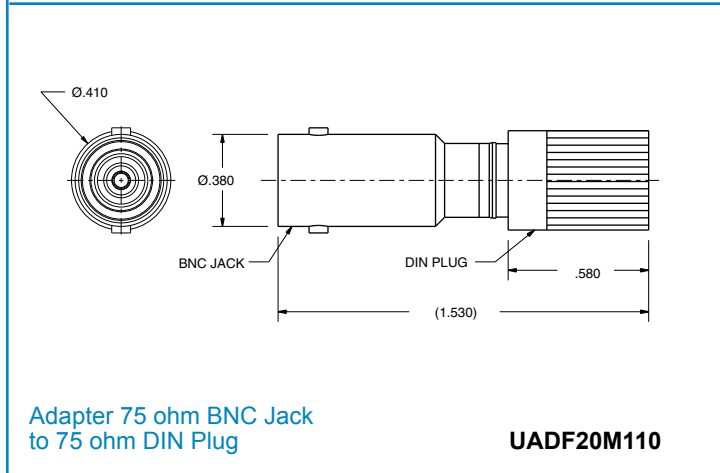
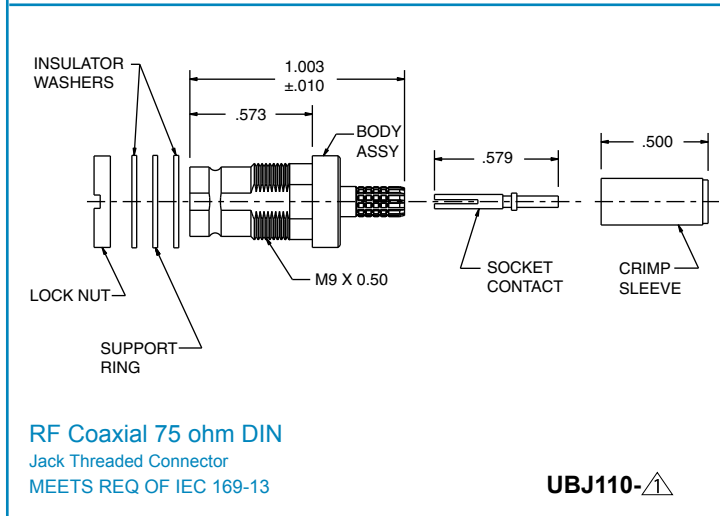
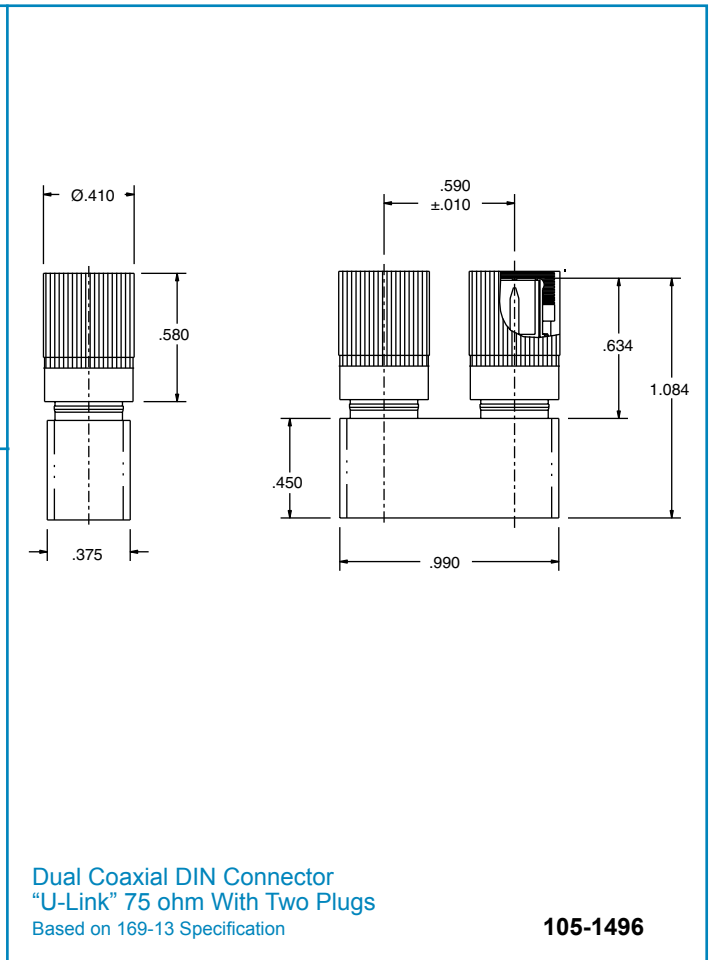
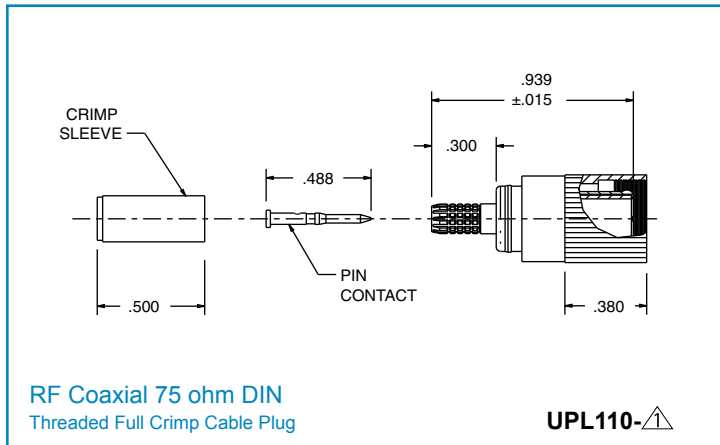
△ Refers to Cable Group Table, see pages 78-120.

COAX CONNECTORS

110 SERIES 1.6/5.6 DIN CONNECTORS - 75 Ω

Trompeter's 110 series connectors are 30% smaller than the standard BNC currently used for the Coax Central Office termination. With this space savings, 72 interconnects can be placed in the same 1 rack unit panels as 52 BNCs. The 110 series of connectors is available in the following: cable plug, cable jack, a U-Link for connecting two jacks, a right angle circuit board jack, and BNC to DIN adapters.

Trompeter's 110 series works with all the cables currently in use in the central office environment and like all Trompeter connectors, can be made to accommodate any coax cable changes.




Refers to Cable Group Table, see pages 78-120.

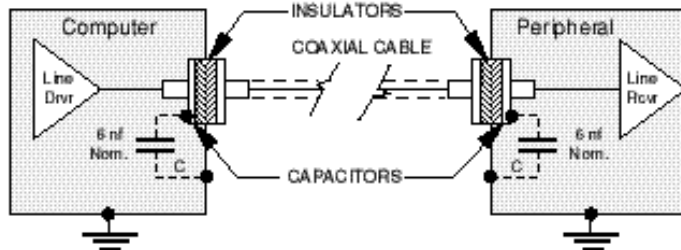
COAXIAL GROUND FILTER BULKHEAD JACKS

Coaxial Ground Filter Bulkhead Jacks

Designated in catalog pages by "GF".



These connectors reduce radiated electrical noise to meet the EMI/RFI requirements of F.C.C. Regulation on RFI Interference-Part 15, Subpart J, as a result of Docket 20780, which limits allowable computer and peripheral equipment emissions to a range of 20 to 1000 MHz. Radiated interference from HF components and electrical pulse harmonics are avoided by using a built-in capacitor which acts as a high pass filter to attenuate spurious HF signals while bypassing ground loop, directing contact current flow harmlessly to ground.



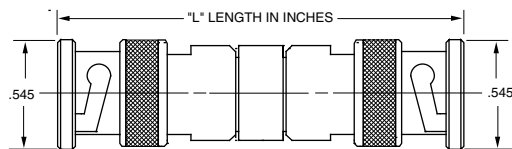
Ground Filter Specifications

RF Insertion Loss: 0.1 dB max. to 1 GHz
 Dissipation Factor: 5% max. @ 1 KHz & 25°C
 Voltage Rating: 200 VDC @ sea level & 25°C
 Capacitance: 4nF min., 10nF max. @ 1 KHz & 25°C
 Insulation Resistance: 1 Gigohm min. @ 200 VDC & 25°C
 Dielectric Withstanding
 Voltage: 500 VDC @ sea level & 25°C for 1 minute
 Filter RF Attenuation: 1MHz- 1dB, 3MHz- 2dB
 10MHz- 8dB, 30MHz- 16dB, 100/300/1000MHz- 30dB

Connector Type	Mounting Hole	Ohm	Part Number
BNC, Wrench Crimp	D8.094	50Ω/75Ω	(U)BJ26GF-△
BNC, Tool Crimp	D8.094	50Ω	BJ226GF-△
BNC, Feed-through	D8.094	50Ω/75Ω	(U)BJ28GF
BNC, Circuit board	D8.093	50Ω/75Ω	(U)CBBJ26GF
TNC, Wrench Crimp	D8.094	50Ω/75Ω	(U)BJ46GF-△
TNC, Tool Crimp	D8.094	50Ω	BJ246GF-△
TNC, Feed-through	D8.094	50Ω/75Ω	(U)BJ48GF
TNC, Circuit board	D8.093	50Ω/75Ω	(U)CBBJ46GF

Designate 75Ω version by prefix "U".

BNC Attenuator



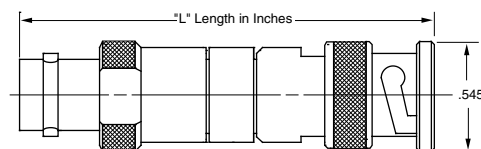
Replace Ω with impedance and dB with dB required.

Example: TNA-75-20-BNC

Connector Type	L	Part Number
50Ω plug & jack	3.24"	TNA-Ω-dB-BNC
75Ω plug & jack	3.24"	UTNA-Ω-dB-BNC
50Ω plugs	3.17"	TNA-Ω-dB-BNC/M
75Ω plugs	3.17"	UTNA-Ω-dB-BNC/M
50Ω jacks	3.30"	TNA-Ω-dB-BNC/F
75Ω jacks	3.30"	UTNA-Ω-dB-BNC/F

Video frequency 10 MHz max. attenuation 20 dB max.

BNC Pads



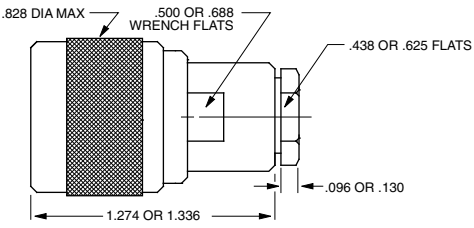
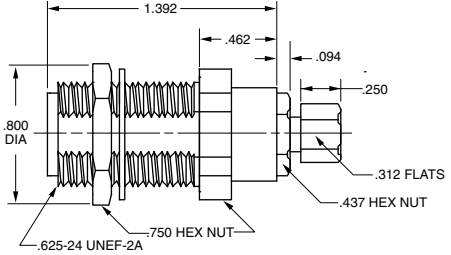
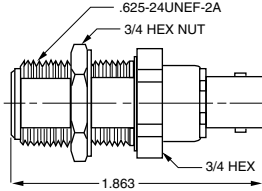
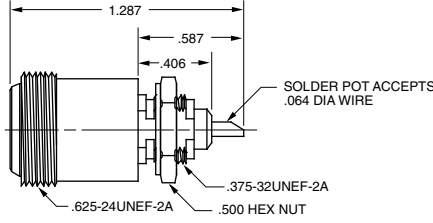
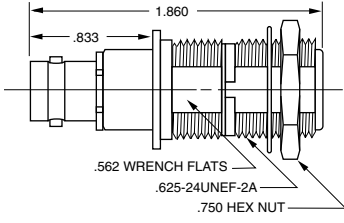
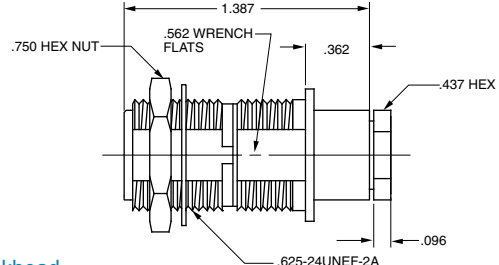
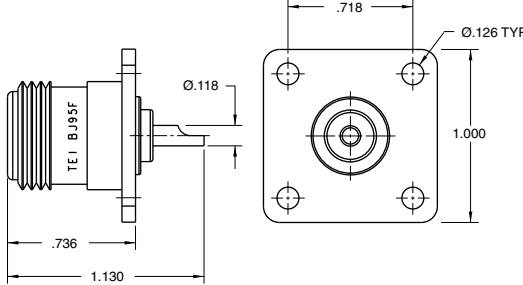
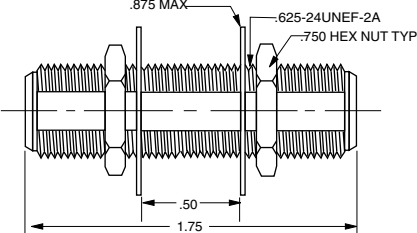
Schematic	Impedance	L	Part Number
	50Ω 75Ω	2.16"	TNA2-R UTNA2-R
	50Ω 75Ω	2.16"	TNA3-R UTNA3-R
	50Ω 75Ω	3.23"	TNA4-R UTNA4-R

△ Refers to Cable Group Table, see pages 78-120. "D" mounting holes are on page 60.

COAX CONNECTORS

COAX TYPE N CONNECTORS, 90 SERIES

Trompeter's 90 Series incorporates many of the features of our BNC lines including 3-piece wrench crimp configuration, gold plated captive center contacts, beryllium copper female contacts, and PTFE dielectrics. The 90 Series will also accommodate non-flammable plenum coax cables.

 <p>Cable Plug Wrench Crimp</p> <p>50Ω 75Ω</p> <p>PL95- UPL95-</p> <p>Large body versions are available, contact the factory. Size depends on cable group.</p>	 <p>Bulkhead Cable Jack Wrench Crimp</p> <p>50Ω 75Ω</p> <p>BJ95- UBJ95-</p> <p>Mounting Holes: DD4.310 (Standard body) DD1.310 (Cable Groups -6A/6B/6E, -48, -50)</p>
 <p>Adapter Type N to BNC</p> <p>50Ω 75Ω</p> <p>AD95 UAD95</p> <p>Mounting Hole: DD4.310</p>	 <p>Bulkhead Jack Solder pot</p> <p>50Ω 75Ω</p> <p>J95 UJ95</p> <p>Mounting Hole: D5.310</p>
 <p>Insulated Adapter Type N to BNC</p> <p>50Ω 75Ω</p> <p>ADI95 UADI95</p> <p>Mounting Hole: DD4.203</p>	 <p>Insulated Bulkhead Cable Jack Wrench Crimp</p> <p>50Ω 75Ω</p> <p>BJ96- UBJ96-</p> <p>Mounting Hole: DD4.203</p>
 <p>Flange Mount Bulkhead Jack Type N, Solder Pot</p> <p>50Ω 75Ω</p> <p>BJ95F UJ95F (Not Shown)</p>	 <p>Feed-thru jack</p> <p>50Ω 75Ω</p> <p>BJ98-2 UBJ98-2</p> <p>Mounting Hole: DD4.50 Options available for panels up to 2.25" thick. Call Factory.</p>

△ Refers to Cable Group Table, see pages 78-120. "D" mounting holes are on page 60.

COAX TYPE N CONNECTORS, 90 SERIES

COAX F TYPE CONNECTORS, 130 SERIES

Trompeter's Type N Connector Series is utilized for interconnection on antenna towers, lightning protection boxes, power distribution and ancillary systems. Trompeter offers a complete line of remarkable new 50Ω Type N connectors for current industry standard flexible and corrugated cables.

Technical drawing of a Type N Type Bulkhead Jack (BJ92). The drawing includes a perspective view and a detailed cross-sectional view. Key dimensions include: overall length 1.286, panel thickness .250 MAX, and various diameters and lengths for the gasket and nut. Components labeled include .750-32UNEF-2A, .625-24UNEF-2A, 1.00 HEX, GASKET, and SOLDER POT ACCEPTS Ø.095 WIRE.

Type N Type Bulkhead Jack
Panel Thk: .250 MAX
 50Ω **BJ92**

Technical drawing of a Type F adapter (AD131). The drawing includes a perspective view and a detailed cross-sectional view. Key dimensions include: overall length 1.290, panel thickness .250 MAX, and various diameters and lengths for the gasket and nut. Components labeled include .437 HEX, .375-32-2A TYP, and .312 WRENCH FLATS.

Type F adapter
AD131

Technical drawing of a Right Angle Circuit Board Jack (CBBJR99). The drawing includes a perspective view and a detailed cross-sectional view. Key dimensions include: overall length 1.867, panel thickness .250 MAX, and various diameters and lengths for the gasket and nut. Components labeled include .750 HEX NUT, .800 DIA, .072 TYP, .553 TYP, .450 TYP, .350, .575, .634, .104 DIA 4 PLACES, and .081 DIA.

Right Angle Circuit Board Jack
Type N Coaxial Bulkhead
Mount Receptacle
DD4.310
 50Ω **CBBJR99**

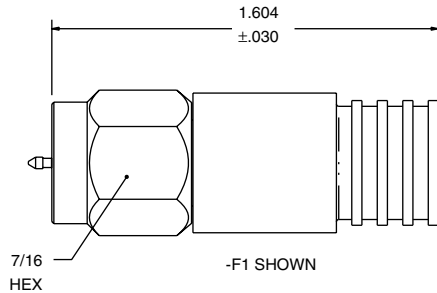
Technical drawing of a Between Series Coaxial Female (AD1300). The drawing includes a perspective view and a detailed cross-sectional view. Key dimensions include: overall length 1.06 ±.03, panel thickness .250 MAX, and various diameters and lengths for the gasket and nut. Components labeled include .437 HEX, F Type Jack, BNC Plug, and AD1300 75 OHM Coaxial Female BNC to Male F Type Adapter.

Between Series Coaxial Female
BNC to Male F Type Adapter 75Ω **AD1300**
F Type Jack
AD1300
75 OHM Coaxial Female BNC to Male F Type Adapter
BNC Plug
AD1300
BNC to F Type Adapter
AD133
BNC MALE TO F TYPE FEMALE ADAPTER

△ Refers to Cable Group Table, see pages 78-120. "D" mounting holes are on page 60.

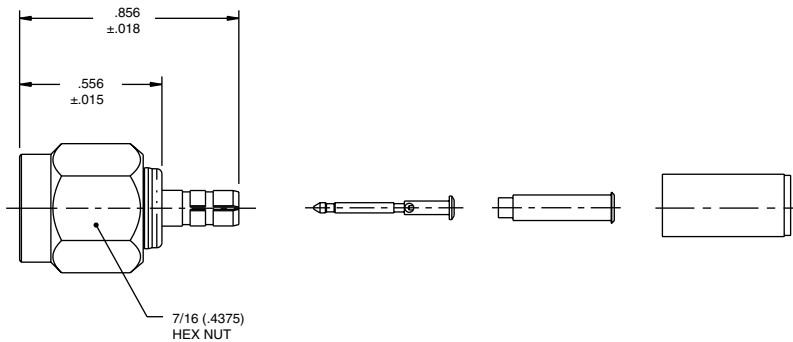
COAX CONNECTORS

COAX F TYPE CONNECTORS, 130 SERIES



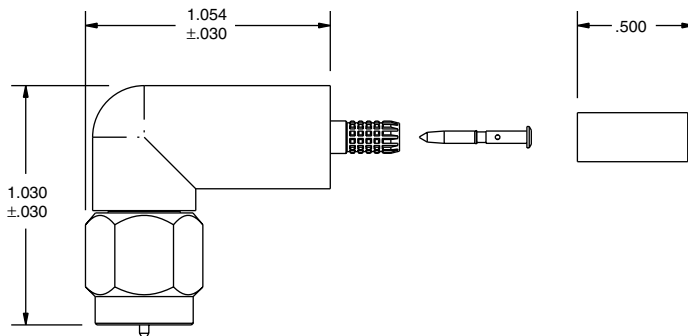
75 Ohm Male Type F Type
Coaxial Cable Plug **PL130C**-(see dash number from chart on right)
(Patent #5860833)

PART NO	A DIM	CABLES ACCOMMODATED
PL130C-F1	.360	COMMSCOPE 6 SERIES QUAD (P/N 5740) (P/N F6SSVV)
PL130C-F2	.324	BELDEN 6 SERIES (P/N 82120) (P/N 9114)
PL130C-F3	.360	COMMSCOPE 59 SERIES (P/N S 59 HEC)



75 Ohm F Type
Tool Crimp Plug **PL130SC**-(see dash number from chart on right)

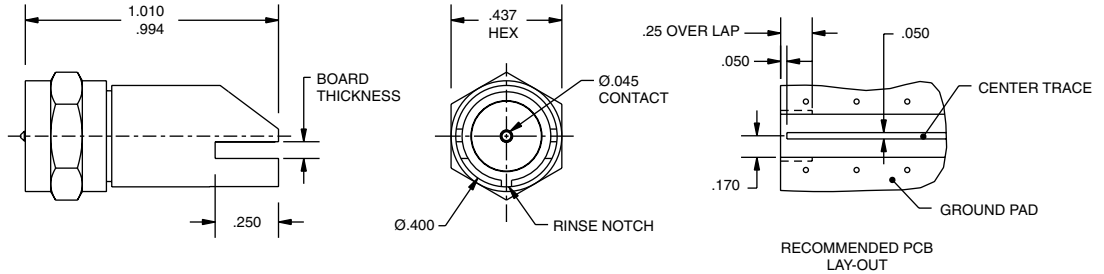
DASH NO	CABLES ACCOMMODATED	A HEX
-001	RG-178, -196	.178
-002	HEWLETT PACKARD 8120 - 1107	.197
-003	RG-174, 316	.178
-004	RG-179, 187	.178
-005	NORTHERN ELECTRIC DBL - SHLD RG-187	.197
-006	GC875GPI, GRUMMAN DBL - SHLD RG-188	.197
-007	275-3991, MICRODOT	.178
-008	RG-195, -180 421-111, ESSEX	.178
-009	8218, BELDEN YR23023 BELDEN 21-597, ESSEX	.178
-011	RG-58, RG-141, RG-303, TCC-50-2	.213
-013	RG-59	.255
-013A	TCC-75-2	.255
-013B	RG-62	.255
-014	8212, BELDEN	.255
-015	730A, LUCENT	.290
-015A	RG-71	.290
-016	724, LUCENT 8281, BELDEN	.324
-017	RG-6	.344
-018	9268, BELDEN	.255
-019	8279, BELDEN	.255
-020	9248, BELDEN	.290
-021	88240, BELDEN	.213
-022	88241, 88269, BELDEN	.255
-023	89108, BELDEN	.255
-024	89120, BELDEN	.290
-025	734A, LUCENT	.255
-026	735A, LUCENT	.178
-027	KS19224L2, LUCENT	.178



75 Ohm Right Angle
F Type style Full Crimp Cable Plug
PLR130SC-(see dash number from chart on right)

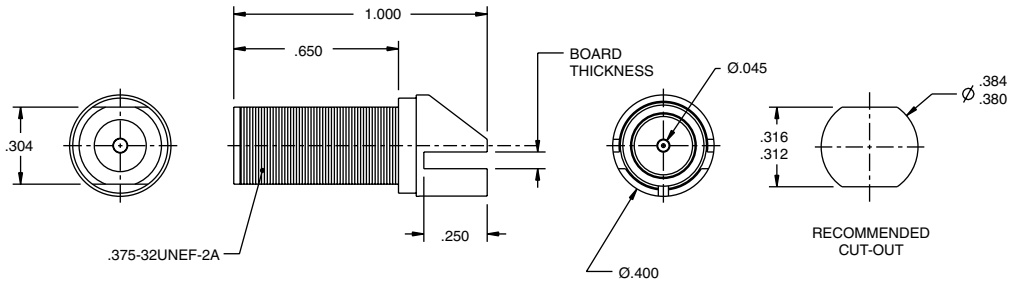
COAX F TYPE CONNECTORS, 130 SERIES

PART NO	BOARD THICKNESS
CBPLE130-1	.060 - .064
CBPLE130-2	.028 - .033
CBPLE130-3	.090 - .094

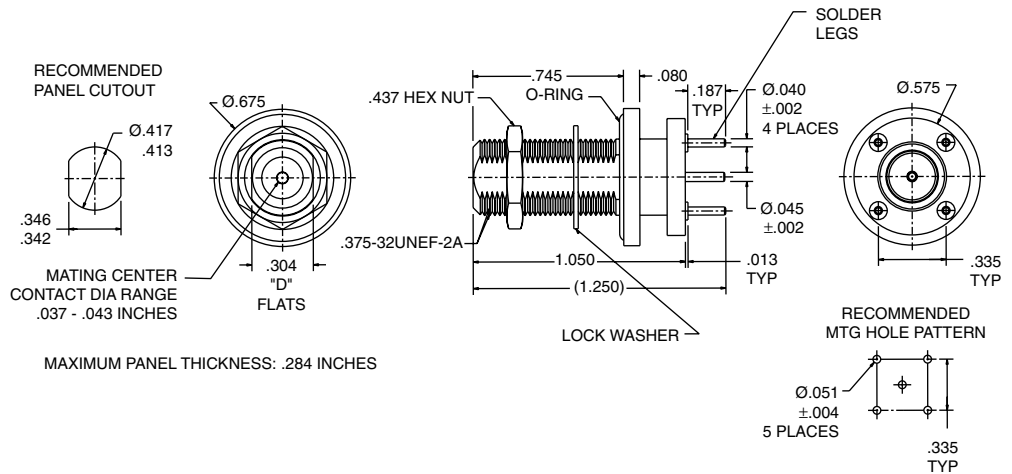


Circuit Board Edge Mount
F Type Style Male Plug **CBPLE130-1,-2, or -3**

PART NO	BOARD THICKNESS
CBJE130-1	.060 - .064
CBJE130-2	.028 - .033
CBJE130-3	.090 - .094



Circuit Board Edge Mount
F Type Style Female Jack **CBJE130-1, -2, or -3**



F Type Series, Bulkhead,
Circuit Board Mount Receptacle **CBBJ139**

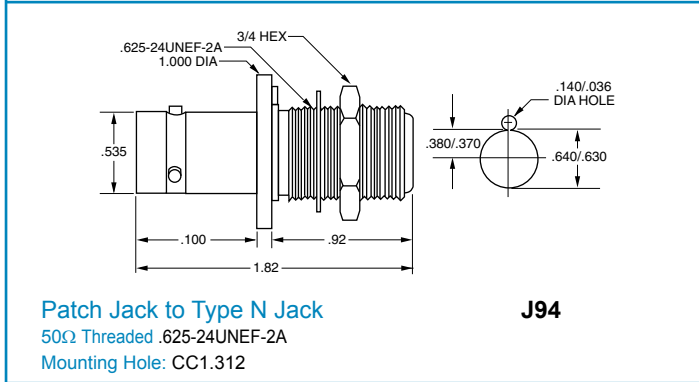

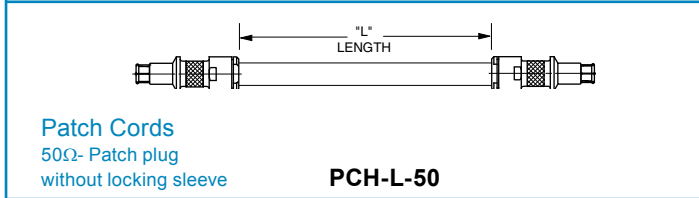
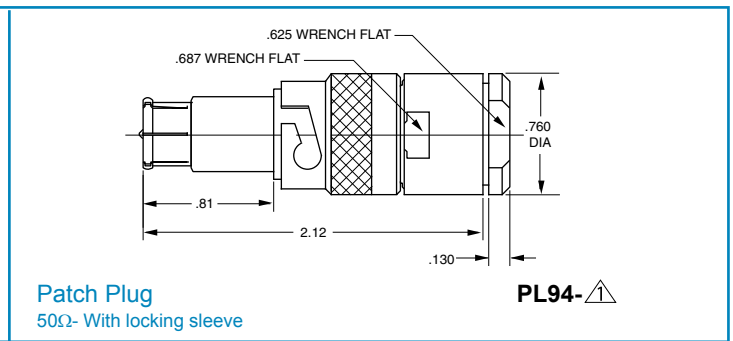
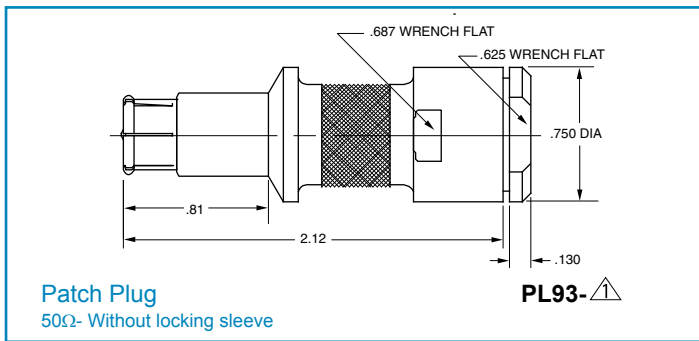
COAX CONNECTORS

Low VSWR CONNECTORS




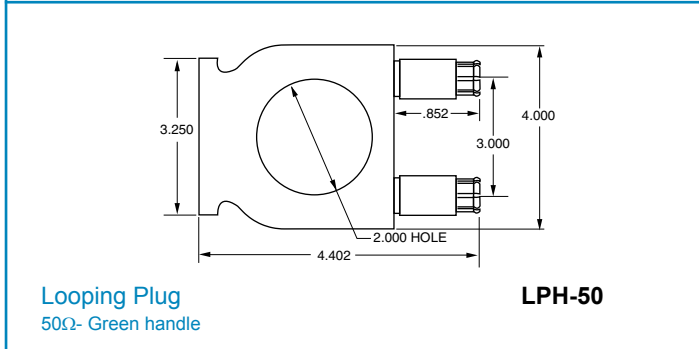
Type N Plug Patch Jack Patch Plug

Trompeter's 50Ω low VSWR (1.11:1) patching system has been developed for use at frequencies up to 3GHz and at power levels up to 500 watts. J94 jack accepts a Type N male plug in back and the PL93 or PL94 in the front of the panels shown, or a custom panel of your own design. Patch plugs incorporate a push-fit design that snap into position in the jack and are available with, or without a bayonet locking feature. Normal jack spacing is 3" center-to-center. For a minimum bend radius when patching adjacent jacks, use Trompeter standard patch cords made with RG8 cable with a minimum length of 14". Otherwise the minimum length is 18". Panels loaded at no additional cost.



Panels for J94

# of Holes	Notching	Panel Type	Height	Part#
12	Open	Common Ground	A = 1.75"	JSH-12
12	Closed	Insulated	A = 1.75"	JSHI-12
24	Open	Common Ground	B = 5.25"	JSH-24
24	Closed	Insulated	B = 5.25"	JSHI-24



"L" replace with length in inches. ⚠ Refers to Cable Group Table, see pages 78-120. "D" mounting hole, page 60. For standard panels see pages 57-60.

50Ω SUB-MINIATURE COAX 50/350 SERIES, TPS/TCM JACKS & PLUGS

△ Refers to Cable Group Table, see pages 78-120.
"D" mounting holes are on page 60.

PL50-1 Shown

Cable Plug Wrench Crimp	50Ω	3-lug	PL50- △ PL50FL- △ PL350- △
	50Ω	4-lug	
	50Ω	Threaded	

Bulkhead Jack Front mount, Solder pot	50Ω	3-lug	BJ50 BJ50FL BJ350
	50Ω	4-lug	
	50Ω	Threaded	
			Mounting Hole: D6.218

PL50C-001 Shown

Cable Plug Tool Crimp	75Ω	3-lug	PL50C- △ PL50CFL- △ PL350C- △
	50Ω	3-lug	
	50Ω	4-lug	
	50Ω	Threaded	

BJ57 Shown

Insulated Bulkhead Jack Front Mount, Solder Pot	50Ω	3-lug	BJ57 BJ57FL BJ357
	50Ω	4-lug	
	50Ω	Threaded	
			Mounting Hole: D4.187

PL53-1 Shown

Push-on Plug Wrench Crimp, TPS/TCM	50Ω	3-lug	PL53- △

TPS Push-on Solder Pot Panel Jack Max Panel Thick: .088	50Ω		BJ51 BJ51GL
	50Ω	Ground Lug	

CJ50-1 Shown

Cable Jack Wrench Crimp	50Ω	3-lug	CJ50- △ CJ50FL- △ CJ350- △
	50Ω	4-lug	
	50Ω	Threaded	

BJ58 Shown

Feed-thru Jack	50Ω	3-lug	BJ58 BJ58FL BJ358
	50Ω	4-lug	
	50Ω	Threaded	
			Mounting Hole: D5.190 / D4.190 (Threaded)

Circuit Board Jack	50Ω	3-lug	CBJ50 CBJ50FL CBJ350
	50Ω	4-lug	
	50Ω	Threaded	

BJ59-1 Shown

Bulkhead Jack Wrench Crimp	50Ω	3-lug	BJ59- △ BJ59FL- △ BJ359- △
	50Ω	4-lug	
	50Ω	Threaded	
			Mounting Hole: D4.187

PATCHING PRODUCTS

HIGH FREQUENCY VIDEO PATCHING

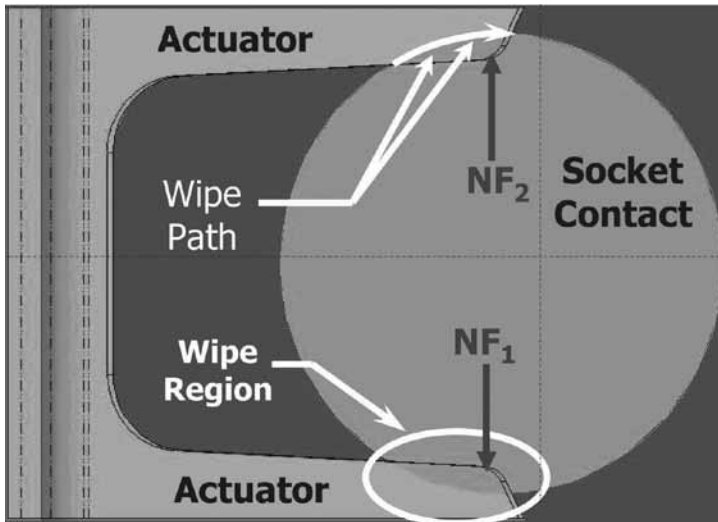
Trompeter's new HDVDP and HDVDPM Patch Jacks are designed and engineered to exceed SMPTE 292M specifications for high definition video transmission and connectivity.

The normal-thru contact interface design of HDVDP/HDVDPM consists of a self-aligning normal-thru U-slot, two redundant points of contact, an independent applied normal force at each contact point, and a mechanical wipe region at each contact interface location. These design attributes provide reliable and repeatable patching/un-patching, resulting in low-level contact resistance stability.



Full Size Patch-Jack
75Ω Terminated & Non-Terminated

Top View of Normal-Thru Contact Interface (2x)



Mini Patch-Jack
75Ω Terminated & Non-Terminated

HDVDP/HDVDPM Key Features

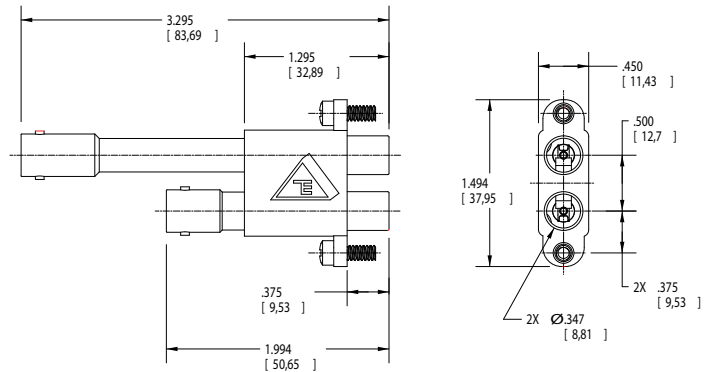
- Light weight design:
 - HDVDPT (full size): 48.05 grams
 - HDVDPM (mini): 32.1 grams
- High-reliability normal-thru contact design
- Self-wiping normal thru contact design
- Streamlined design for repeatable manufacturability

HDVDPT	Full-size WECO format, terminated
HDVDP	Full-size WECO format, non-terminated
HDVDPMT	mini WECO format, terminated
HDVDPM	mini WECO format, non-terminated

HIGH FREQUENCY VIDEO PATCHING

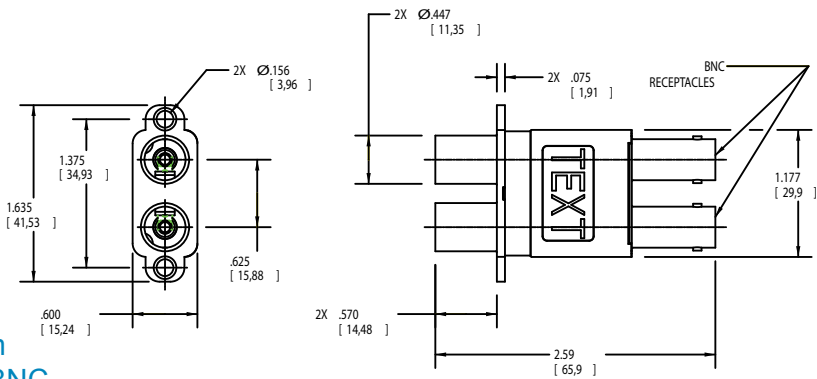
The HDVDPMN is superior quality, high bandwidth, dual video patch jack. This low profile, high performance component is designed for HDTV digital applications where space allocation is critical, such as in video truck application. It is ideal for situations where self-normalling is not practical, usually due to environmental considerations such as high ambient airborne particles or high vibration.

When used in conjunction with the LPMWHF looping plug, a "normal-thru" circuit is achieved, which will pass the full 1.485 Gbps of uncompressed data (2.25GHz of frequency) needed for HDTV, with return loss performance which exceeds SMPTE292M requirements. This high performance is maintained when patching from one location to another, using the PCMW-B patch cord (call factory).



HDTV Ready High Frequency 75 Ohm Dual Coaxial Mini-WECo Patch Jack with BNC Receptacles

HDVDPMN



HDTV Ready High Frequency 75 Ohm Dual Coaxial WECo Patch Jack with BNC Receptacles

HDVDPN

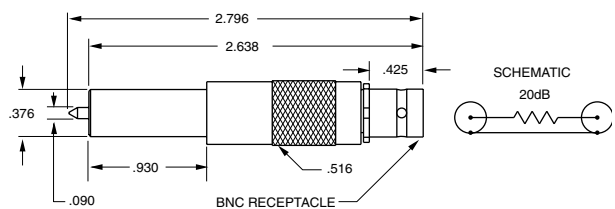
Note: uses the LPW-75 to normalize the circuit

Coaxial Video Monitor Probe

BNC Jack

MP20W

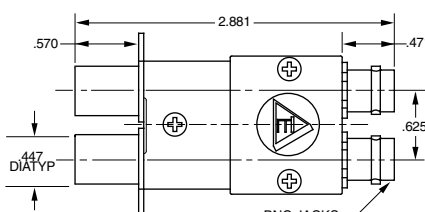
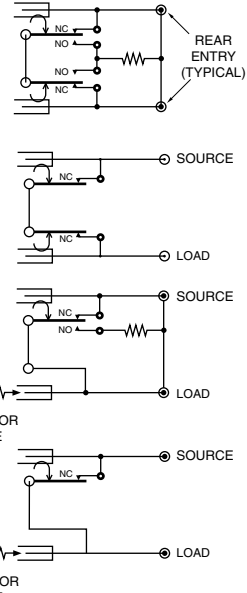
Monitors HDVDP, J314, J214 and J14 Series without interruption of normal-thru signal.



PATCHING PRODUCTS

STANDARD COAX PATCH JACKS

Patch Jacks J15, J14, J24, J314, and HDVDP can be mounted vertically or horizontally on 5/8" centers. Mounting tabs are normally "back-to-back" as shown. For side-by-side tabs for horizontal mounting, add the letter "L" for left-hand tabs or "R" for right hand tabs (not available on J24, J214, J314, and HDVDP).

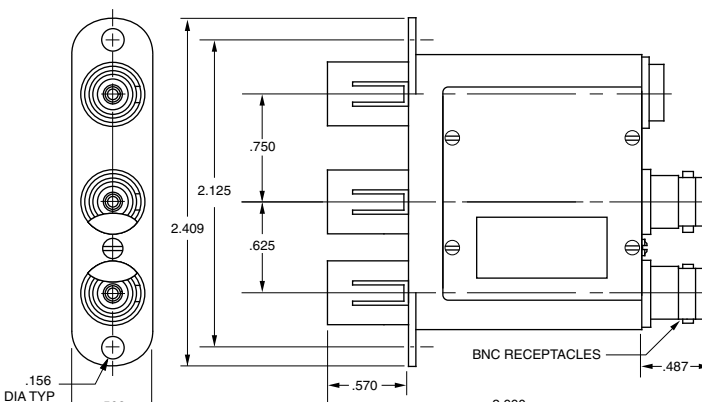
TERMINATED:
PROVIDES A RESISTIVE LOAD TO THE UNUSED SIDE. INSERTING A PLUG INTO THE THE SOURCE SIDE AUTOMATICALLY TERMINATES THE LOAD SIDE. INSERTION INTO THE LOAD SIDE AUTOMATICALLY TERMINATES THE SOURCE SIDE.

UN-TERMINATED:
INSERTING A PLUG INTO EITHER SIDE BREAKS THE NORMAL-THRU.

MONITOR-TERMINATED:
INSERTING A PLUG INTO THE SOURCE SIDE PROVIDES A RESISTIVE LOAD TO THE LOAD SIDE. INSERTION INTO THE LOAD SIDE MONITORS THE NORMAL-THRU SIGNAL ONLY.

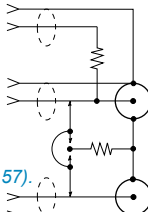
MONITOR:
INSERTING A PLUG INTO THE SOURCE SIDE BREAKS THE NORMAL-THRU. INSERTION INTO THE LOAD SIDE MONITORS THE NORMAL-THRU SIGNAL ONLY.

SCHEMATICS

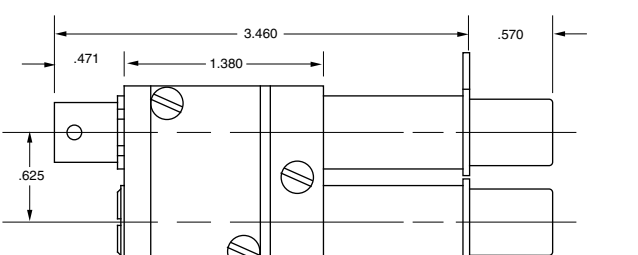


High Frequency Normal-Thru with Monitor Dual Coax Patch Jack
To be used with grey aluminum insulated panel..J31S-72 (see page 57).

J24WMSTHF-75



SCHEMATIC



J15 Series Cable Rear Entry
Normally one BNC or TNC rear entry connection.

Rear Entry	Prewired?	Center pin	50Ω RCA
BNC Single	Y	.070"	J15B
BNC Single	N	.070"	J15BA
BNC Dual	Y	.070"	J15BB
BNC Dual	N	.070"	J15BBA
TNC Single	Y	.070"	J15H
TNC Single	N	.070"	J15HA
TNC Dual	Y	.070"	J15HH
TNC Dual	N	.070"	J15HHA
Cable Single	N	.070"	J15 ⚠

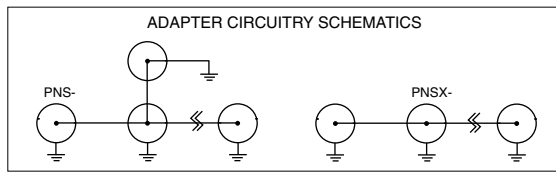
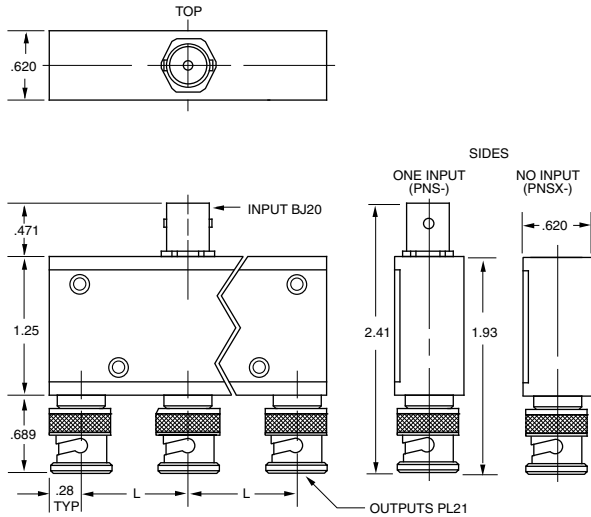
Rear Entry	Prewired?	Center pin	75Ω WE
BNC Single	Y	.090"	J15WB
BNC Single	N	.090"	J15WBA
BNC Dual	Y	.090"	J15WBB
BNC Dual	N	.090"	J15WBBA
TNC Single	Y	.090"	J15WH
TNC Single	N	.090"	J15WHA
TNC Dual	Y	.090"	J15WHH
TNC Dual	N	.090"	J15WHHA
Cable Single	N	.090"	J15W ⚠

⚠ Refers to the Cable Group Table, see pages 78-120. Standard Panels see pages 57-60. R-Resistance (½W, 1%)

COAX PATCHING ACCESSORIES

Adapters

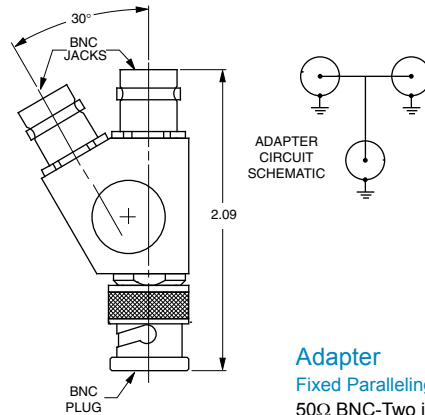
Fixed Paralleling 50Ω BNCs
Call factory for 75Ω versions.



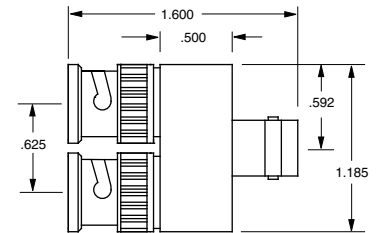
△ = NUMBER OF CONNECTORS

"L"	One Input	No Input
0.625"	PNS-B- △	PNSX-B- △
0.750"	PNS-C- △	PNSX-C- △
0.830"	PNS-D- △	PNSX-D- △
0.875"	PNS-E- △	PNSX-E- △
1.000"	PNS-F- △	PNSX-F- △
1.125"	PNS-G- △	PNSX-G- △
1.210"	PNS-H- △	PNSX-H- △
1.250"	PNS-J- △	PNSX-J- △
1.430"	PNS-K- △	PNSX-K- △
.0734"	PNS-L- △	PNSX-L- △

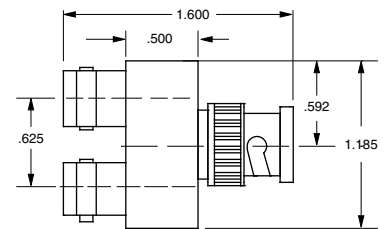
"L" Length in inches
Also available with push-on connectors, call factory.



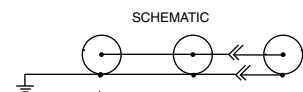
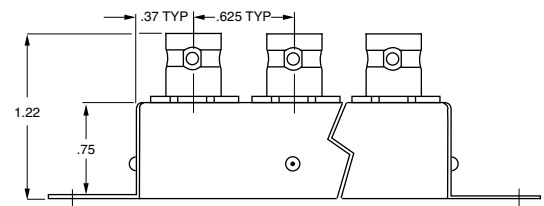
Adapter
Fixed Paralleling
50Ω BNC-Two jacks, One plug **PN2C**



Adapter
Fixed Paralleling
50Ω BNC-One jack, Two plugs **PN2**



Adapter
Fixed Paralleling
50Ω BNC-Two jacks, One plug **PN2A**



△ = NUMBER OF CONNECTORS

Adapters
Multiple Parallel Network
50Ω
50Ω
MPN-△/BNC
MPN-△/TNC
Contact the factory for more information.

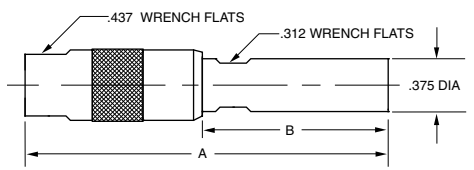


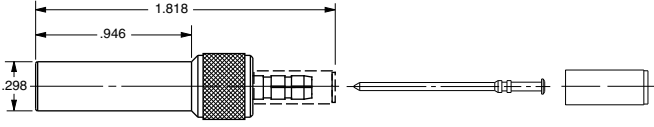

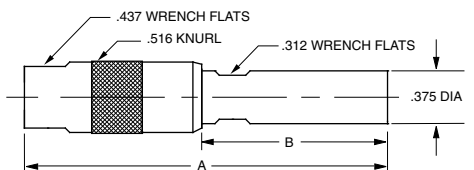
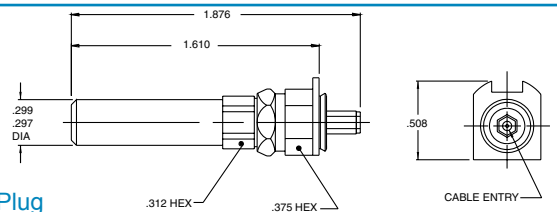

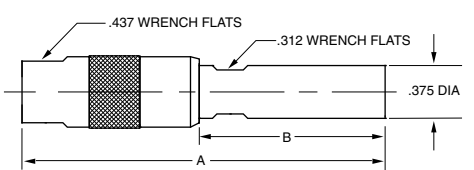
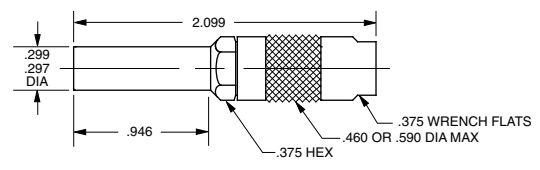

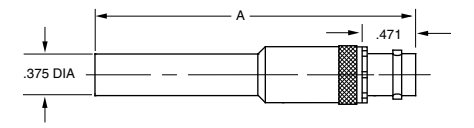
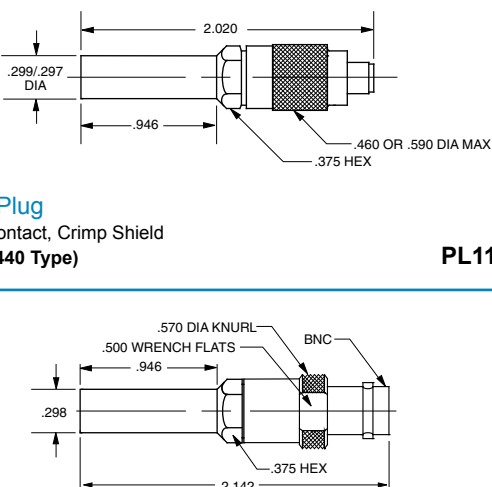
PATCHING PRODUCTS


COAX PATCH JACKS

<p>J3W Shown</p> <p>Patch Jack BNC Rear Interface</p> <p>50Ω RCA Center pin-.070" 75Ω WE Center pin-.090"</p> <p>J3 J3W</p>	<p>Patch Jack Type N</p> <p>50Ω Type N, RCA Center pin -.070" 75Ω Type N, WE Center pin -.090"</p> <p>Minimum vertical/horizontal centers .875"</p> <p>J9 UJ9W</p>
<p>Patch Jack Crimp</p> <p>50Ω RCA Center pin-.070" 75Ω WE Center pin-.090"</p> <p>J3C-△ J3CW-△</p> <p>Microswitch not available.</p>	<p>Patch Jack BNC</p> <p>50Ω RCA Center pin-.070" 75Ω WE Center pin-.090"</p> <p>Requires special threaded panel .5-28 UNEF-2A. Contact Factory when ordering panels.</p> <p>J10 J10W</p>
<p>Patch Jack Solder Pot</p> <p>(WECo 468 type)</p> <p>50Ω RCA Center pin-.070" 75Ω WE Center pin-.090"</p> <p>J3D J3WD</p>	<p>Patch Jack TNC</p> <p>50Ω RCA Center pin-.070" 75Ω WE Center pin-.090"</p> <p>J5 J5W</p>
<p>J3E-1 Shown</p> <p>Patch Jack Cable Entry</p> <p>50Ω RCA Center pin-.070" 75Ω WE Center pin-.090"</p> <p>J3E-△ J3WE-△</p> <p>(WECo 447 type) Microswitch not available</p>	<p>Patch Jack Self-terminating</p> <p>BNC 50Ω RCA Center pin-.070" BNC 75Ω WE Center pin-.090" (WECo 477B type) TNC 50Ω TNC 75Ω</p> <p>J13-R J13W-R J13H-R J13WH-R</p>
<p>BNC Patch Jack</p> <p>External SPDT Microswitch (125-250 VAC, 5 amps/28 VDC, 1amp res, 3 amp. ind)</p> <p>50Ω RCA Center pin-.070" 75Ω WE Center pin-.090"</p> <p>J3A J3WA</p>	<p>Patch Jack Self-terminating</p> <p>50Ω RCA Center pin-.070" 75Ω WE Center pin-.090"</p> <p>Cable crimp: Circuit is terminated when plug is removed.</p> <p>J13C-R-△ J13WC-R-△</p>

△ Refers to the Cable Group Table, see pages 78-120. Standard Panels see pages 44-46. R = Resistance

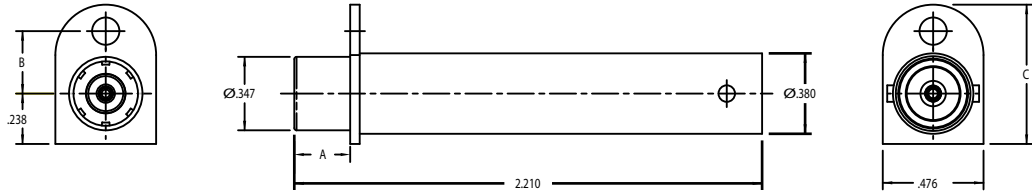
STANDARD & MINI-WECO Coax Patch Plugs

 <p>Patch Plug Shield Crimp</p> <p>50Ω RCA Center pin .070" A=2.73" B=1.50" PL1C-  75Ω WE Center pin .090" A=2.45" B=1.22" PL1WC- </p> <p>(WECO 358 type)</p>	 <p>Patch Plug Standard BNC Strip dimension Crimp Contact, Crimp Shield</p> <p>(WECO 440 Type) PL11SC- </p>
 <p>Patch Plug Cable Entry, Field Serviceable</p> <p>For RG58 50Ω RCA Center pin .070" A=2.80" B=1.568"..... PL1 For RG59 50Ω RCA Center pin .070" A=2.737" B=1.505"..... PL2 For RG58 75Ω WE Center pin .090" A=2.52" B=1.288"..... PL1W For RG59 75Ω WE Center pin .090" A=2.457" B=1.225"..... PL2W</p>	 <p>Patch Plug Standard Crimp Plug with Locking Tab</p> <p>(WECO 440 Type) PL11SCLT- </p>
 <p>Termination Plug No chain</p> <p>50Ω RCA Center pin .070" A=2.81" B=1.58" TP-1-R 75Ω WE Center pin .090" A=2.45" B=1.25" TPW-1-R</p> <p>For other chain options, see page 63. (WECO 340C type)</p>	 <p>Patch Plug Solder Contact, Crimp Shield</p> <p>(WECO 440 Type) PL11C- </p>
 <p>Adapters Patch Plug to BNC/TNC</p> <p>50Ω RCA plug Center pin .070" 50Ω BNC A = 2.774"..... AD1 50Ω RCA plug Center pin .070" 50Ω TNC A = 2.774"..... ADH1 75Ω WE Center pin .090" 75Ω BNC A = 2.83"..... AD1W 75Ω WE Center pin .090" 75Ω BNC A = 1.93"..... AD1WHD 75Ω WE Center pin .090" 75Ω TNC A = 2.83"..... ADH1W</p> <p>(WECO 358 type).....</p>	 <p>Adapter 75Ω Miniature Patch Plug (Mini-WECO type) to 75Ω BNC</p> <p>ADMW12</p>

 Refers to the Cable Group Table, see pages 78-120. **R** = Resistance

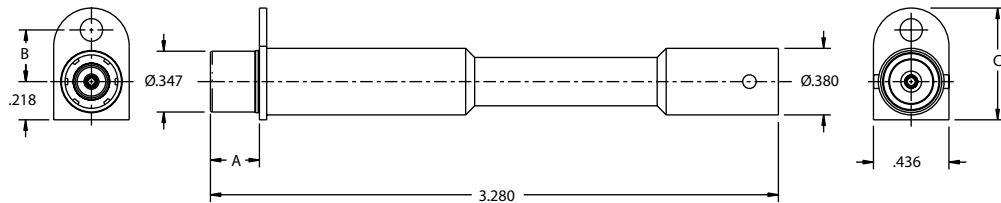
PATCHING PRODUCTS

75Ω MINI-WECO CoAX PATCH JACKS



Miniature Patch Jack
Mini-WECO Type
BNC Rear Interface

J11MW

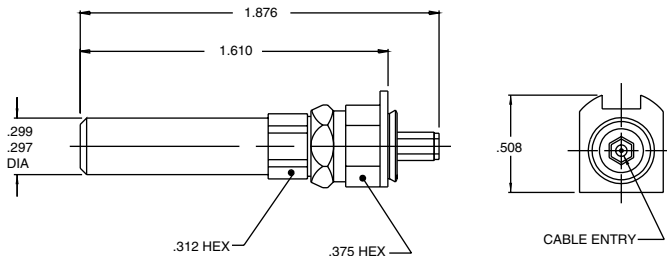


Miniature Patch Jack
Mini-WECO Type
BNC Rear Interface

J11MWL

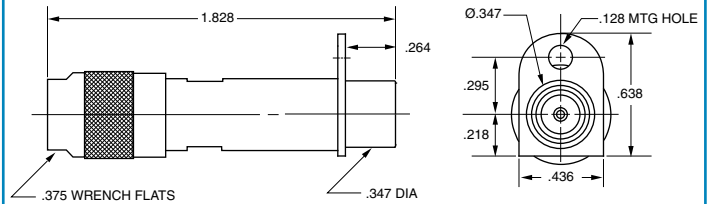
PL1MWLT-(DASH NO)

DASH NO	CABLE ACCOMMODATED	A HEX
-009	8218, BELDEN	.178
	21-597, ESSEX	
	YR23023, BELDEN	
-013A	TCC-75-2, TROMPETER	.255
	8241F, BELDEN	
-014	8212, BELDEN	.255
-025	734A TYPE	.255
-026	735A TYPE	.178
-027	KS19224L2 LUCENT	.178



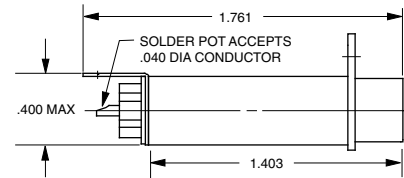
Patch Plug
Mini-WECO Crimp Plug
with Locking Tab

PL1MWLT



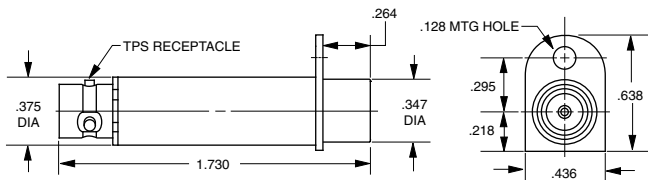
Miniature Patch Jack
Cable entry, field serviceable Mini-WECO type centers

Minimum .64" **J12**



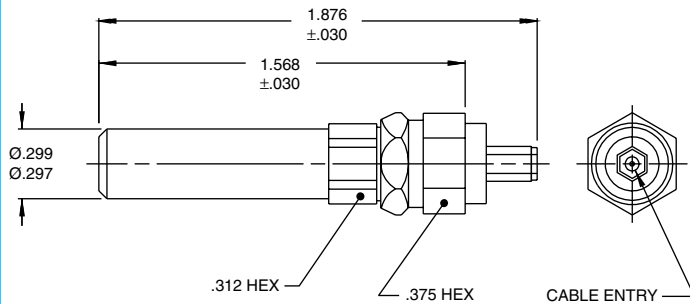
Miniature Patch Jack
Solder Pot, Mini-WECO type

J11D



Miniature Patch Jack
TPS, Mini WECO type

J11



Patch Plug
Mini-WECO BNC Strip dimension
Crimp Contact, Crimp Shield

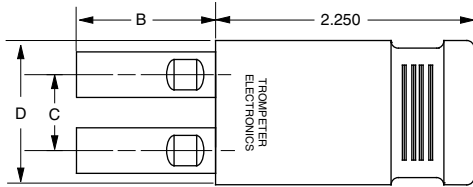
PL1MW

Refers to the Cable Group Table, see pages 78-120.

AUDIO PATCHING, STANDARD COAX PATCHING & LOOPING PLUGS

Standard Coax Looping Plugs

Plain Handle Shown



BNC Monitor



Pinch



Test Point

Looping Plugs

Handle: B=1.51" C=.625" D=1.20"

	Center Pin	50Ω RCA
Plain	.070"	LP-Z
Pinch	.070"	LPP-Z
Test Point Single	.070"	LP2TP-Z
Test Point Dual	.070"	LPA-Z
BNC Monitor	.070"	

Handle: B=1.51" C=1.00" D=1.57"

	Center Pin	50Ω RCA
Plain	.070"	LPL-Z
Test Point Single	.070"	LPLTP-Z
BNC Monitor	.070"	LPLA-Z

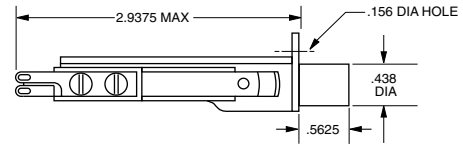
Handle : B=1.25" C=.625" D=1.20"

	Center Pin	75Ω WE
Plain	.090"	LPW-Z
Pinch	.090"	LPPW-Z
Test Point Single	.090"	LPWTP-Z
Test Point Dual	.090"	LPW2TP-Z
BNC Monitor	.090"	LPWA-Z

Handle: B=1.25" C=1.00" D=1.57"

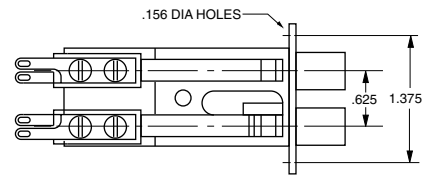
	Center Pin	75Ω WE
Plain	.090"	LPLW-Z
Test Point Single	.090"	LPLWTP-Z
BNC Monitor	.090"	LPLWA-Z

Handles are color coded:
Green = 50Ω Violet = 75Ω



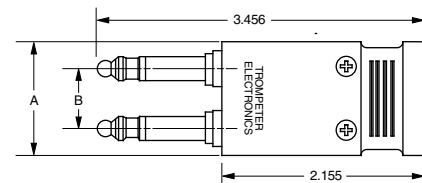
Single Audio Jack
3 Circuit Normaling
JJO-42 Type

M641/3-2



Dual Audio Jack
3 Circuit Normaling
WECO 482A Type

MT389



ALP3 A = 1.200 B = .625
ALPL3 A = 1.570 B = 1.000


Looping Plug
Audio (Hair Pin)
Plain

ALP3/ALPL3

Z = denotes impedance of connecting cable in ohms. Audio Patch Cords also available, please call factory.

PATCH PRODUCTS

STANDARD PANEL SPECIFICATIONS



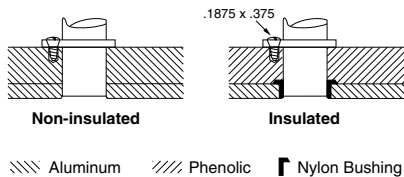
Trompeter Patch Products

Trompeter offers a wide selection of patching products for Military Databus, Telemetry, Telecom, Broadcast, CATV, and Testing. We offer these products for Twinax, Triax, and Coax cabling and in sizes to meet your space restrictions and environmental requirements.

Standard 19" Panels

In popular sizes and configurations

Available in insulated black phenolic, and insulated or non-insulated aluminum. Aluminum panels are painted standard gray and come with either a phenolic back bar (insulated type), or an iridited aluminum back bar (non-insulated type). Aluminum panels can be painted to suit, or color matched (*special order*). Phenolic panels are available in black only.



Panels available in heights of **1.75 inches (1 RU)** or **3.5 inches (2 RU)**.

Custom Panels & Marking

Custom panels can be configured to meet your specifications, including special wiring, colors, engraving, or silk-screening (custom marking). Patch jack locations can also be marked on the rear of the panel for easy location of jacks. Please contact your local representative.

Hole Plugs

For Jacks and Panels

Hole Plugs for:	Hole Diameter	Part Number
Miniature patch panel (J8)	.250"	HP250
Miniature patch jack (HDVDPM, J11)	.304"	HP304
Standard patch jack (HDVDP)	.375"	HP375
Standard patch panel (JS, JSI)	.437"	HP437
Standard patch panel	.500"	HP500



Front Loading Modular Panels are on page 12.

Ordering Loaded Panels

Panels can be ordered pre-loaded with any compatible jacks **without** additional labor charge by using the following part number format (provided the mechanical restrictions are recognized).

Example JSI-48A/HDVDP: Standard 48-hole, Insulated Panel (JSI-48A), loaded with twenty four (24) Standard 75Ω Patch Jacks (HDVDPT) **JS(I)(IB)(IX)-(MW)- JACK**

Panel part number

- JS: Aluminum (Gray)
- JSI: Insulated (Gray)
- JSIB: Insulated (Black)
- JSIX: Miniature Triax Insulated (Black)
- JSMW: Miniature Coax Insulated (Black)

Jack part number

Panel Specifications

Notching

Metal panels	(EIA-310-C)	Open
Phenolic	(EIA-310-C)	Closed

Materials

JS Series, Common ground panels

Panel	6061-T6 grade aluminum
Backbar	6061-T6 grade aluminum

JSI Series, Insulated panels

Panel	6061-T6 grade aluminum
Backbar	XXX non-hydroscopic phenolic
Jack insulation	Nylon sleeves

JSIB Series, Insulated panels

Panel	Black Arboron
-------	---------------

JSMW Series, Insulated panel

Panel	Black Arboron
-------	---------------

Finishes

Standard Finish	FED-STD-595-26307, Light Gray
Customer Supplied	FED-STD-595# or paint chip
Chemical Film Finish	MIL-C-5541, Class 1a (Gold tone)
	MIL-C-5541, Class 3, (Clear)

Identification

Designation Strip	Passivated steel
Standard patch panels	DS1 .580" x 16.6"
Standard patch panels	DS2 .870" x 16.6"
High density patch panels	DS4 .240" x 16.6"
Card	Opaque vinyl
Window	Clear vinyl

Modification Kit

19" panels can be modified for use in 23" racks. Call factory and ask for part # 700-0408.

PATCHING PRODUCTS

CABLE DISTRIBUTION PANELS

Distribution Panels



Ordering Loaded Distribution Panels

Example:

***JS - 52 D3SF7 / (U)BJ28**

Panel type - Table A, Col 2 _____
Mounting hole - Table B, Col. 1 _____
Jack Type - Table B, Col. 3/4 ("U" designates 75Ω) _____

- *JS- Non-Insulated Panel (Open notch)
- *JSI- Insulated panel (Closed notch)

The **19"** panels listed in **Table A** below accommodate the bulkhead jacks designated by a "*" in **Panel Columns A - M** of **Table B** to the right. For panel specifications: See page 51.

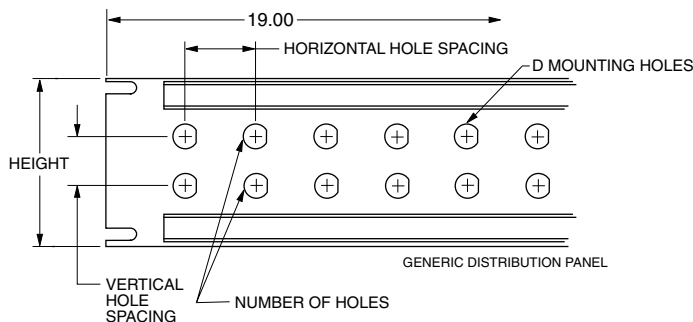


Table A: Panels

Panel Type	# of Holes	Panel Height	Hole Spacing	
			Hor.	Vert.
JS(I)-12	12	1.75"	1.430"	--
JS(I)-14	14	1.75"	1.210"	--
JS(I)-16	16	1.75"	1.000"	--
JS(I)-20	20	1.75"	0.830"	--
JS(I)-24S	24	1.75"	0.723"	--
JS(I)-24W	24	3.50"	1.430"	1.000"
JS(I)-32	32	3.50"	1.000"	1.000"
JS(I)-40	40	3.50"	0.875"	0.875"
JS(I)-40W	40	3.50"	0.830"	1.000"
JS(I)-52	52	3.50"	0.675"	1.000"
JS(I)-24	24	5.20"	1.450"	2.250"

Note: Panels are 19" Insulated or Non-Insulated Standard Gray Aluminum. See chart on the right for loaded panel ordering.

"D" hole specifications are on page 60.

Table B: Jack/Panel Compatibility

Column 1 Mtg Hole	75 Ω	Column 3 Jacks: 2/3/4 Lug	Column 4 Threaded
DD4	U	AD 95	
DD4	U	ADI 95	
D 5SF 5	U	BJ 20	
D 3SF 6	U	BJ 21	
D 2SF 3	U	BJ 26	
D 8SF 12	U	BJ 26GF	
D 3SF 7	U	BJ 27	
D 3SF 7	U	BJ 28/BJ 24	
D 8SF 11	U	BJ 28GF	
D 2SF 3	U	BJ 29-6 Large body	
D 3		UBJ 29	
D 5SF 5		BJ 30	BJ330
D 3		BJ 31	BJ331
D 3		BJ 32	BJ332
D 3SF 8		BJ 38	BJ388
D 3		BJ 39	BJ339
D 5SF 5	U	BJ 40	
D 3SF 6	U	BJ 41	
D 2SF 3	U	BJ 46	
D 8SF 12	U	BJ 46GF	
D 3SF 7	U	BJ 47	
D 3SF 7	U	BJ 48	
D 8SF 11	U	BJ 48GF	
D 2SF 3	U	BJ 49-6 Large body	
D 3		UBJ 49	
D 6		BJ 50/FL	BJ350
D 4SF 2		BJ 57/FL	BJ357
D 5SF 9		BJ 58/FL	
D 4SF 4		BJ 59/FL	BJ359
D 2SF 8		BJ 72/TL/FL	BJ372
D 2SF 8		BJ 73/TL/FL	BJ373
D 2SF24		BJ 74/TL/FL	BJ374
D 2SF24		BJ 74C/TL/FL	BJ374C
D 2SF24		BJ 75/TL/FL	BJ375
D 4SF25		BJ 77/TL/FL	BJ377
D 3SF13		BJ 78/TL/FL	BJ378
D 3SF15		BJ 79/TL/FL	BJ379
D 3SF15		BJ 79C/TL/FL	BJ379C
D 1SF 1		BJ 80, BJ803	BJ380
D 1		BJ 83, BJ833	BJ383
D 1		BJ 88, BJ883	BJ388
D11		BJ 89	BJ389
DD6		BJ 89, BJ893	BJ389
DD1	U	BJ 95 Large Body	
DD4	U	BJ 95	
DD4	U	BJ 96	
DD4	U	BJ 98	
D 2SF 3		BJ 101	
D 2SF 3		BJ 102	
DD2SF14		BJ 130	
DD2SF30		BJ 138	
DD2SF30		BJ 139	
D 4		BJ 150/FL	BJ3150
D 9		BJ 152/FL	BJ3152
D 9SF 12		BJ 153/FL	BJ3153
D 9SF 12		BJ 154/FL	BJ3154
D 9SF 12		BJ 154AC/FL	BJ3154AC
D 6		BJ 157/FL	BJ3157
D 5SF 9		BJ 158/FL	
D 4SF 4		BJ 159/FL	BJ3159
D 4SF 4		BJ 159AC/FL	BJ3159AC
D 2SF 3	U	BJ 226	
D 8SF 12	U	BJ 226GF	
D 3	U	BJ 229	
D 2SF 3	U	BJ 246	
D 8SF 12	U	BJ 246GF	
D 3		BJ 249	
D 4SF 9	-		BJ358
DD8		BJ 450	BJ3450
DD8		BJ 457	BJ3457
DD8SF31		BJ 459	BJ3459
D11		BJ 893 Large body	
D 3SF 7	U	BJ2848	Rear mount
D 4SF 9	-		BJ3158
D 3SF 7	U	BJ4828	Rear mount
D 9SF12		CBJ155/FL / BJ155	BJ3155
D 5SF10	U	J 95	
D 4SF25		J 152FLFT	
D 4SF25		J152FT	J3152FT
DD5SF6		PL 122	
DD8SF31		TBJ 451/FL	

STANDARD 19" PANELS

Standard

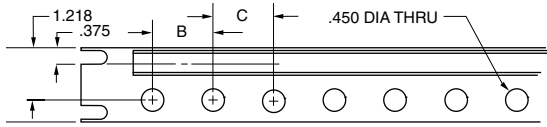


FIG A

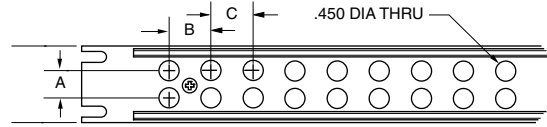


FIG B

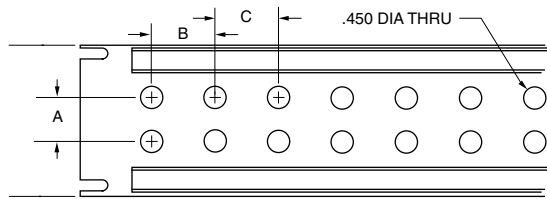


FIG C

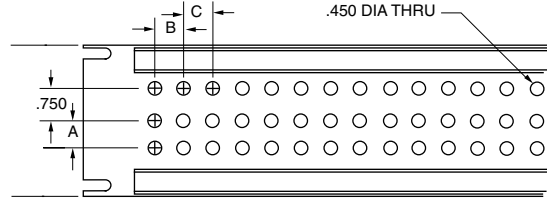


FIG D

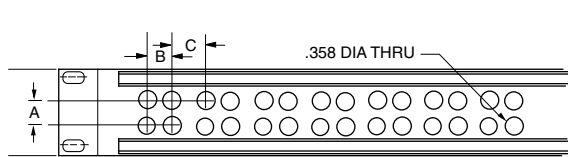


FIG E

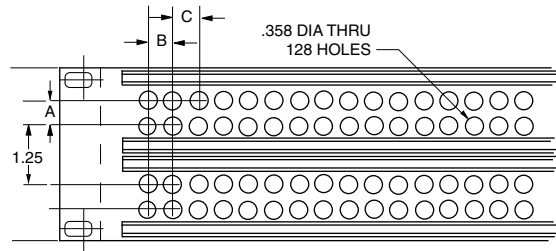


FIG F

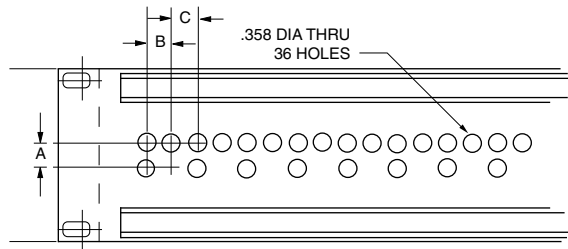


FIG G

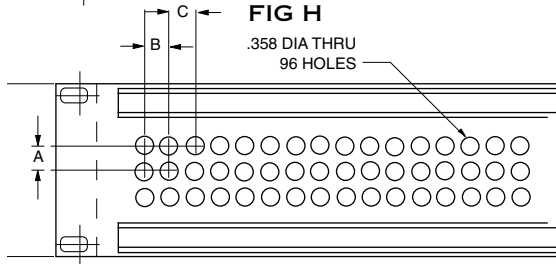


FIG H

19" Miniature Patch panels for: 50Ω J8 Series, J8D, and 75Ω Mini-WECO Jacks

# of Patch Locations	Panel Height	Hole Spacing			Fig	Non-Insulated Part Number	Insulated Part Number	Jack Type
		A	B	C				
32	1.75"	N/A	.500	.500	A	JS-32	JSI-32	J8 Series
56	1.75"	.500	.500	.625	E		JSIX-56S	Mini-WECO
56	1.75"	.500	.500	.625	E		JSIX-56SF	Mini-WECO
64	1.75"	.500	.500	.500	E		JSIX-64S	Mini-WECO
64	1.75"	.500	.500	.500	E		JSIX-64SF	Mini-WECO
64	1.75"	N/A	.500	.500	A	JS-64	JSI-64S	J8 Series
64	3.50"	.500	.500	.500	E	JS-64L	JSI-64L	J8 Series
64	3.50"	.500	.500	.500	E		JSIX-64L	Mini-WECO
96	3.50"	.500	.500	.500	J	JS-96A	JSI-96A	J8 Series
96	3.50"		Not Shown			JS-96B	JSI-96B	J8 Series
128	3.50"	.500	.500	.500	H		JSIX-128	Mini-WECO

Miniature 75Ω Coax Patch Panels ... for high density, low VSWR, 75Ω coaxial applications (microwave, sub-carrier telephone systems, etc.). Trompeter's J12 jack/ PL11C plug combination has a VSWR of 1:04:1 in the 60-80 MHz range. **Miniature 50Ω Coax Patch Panels...** for high density 50Ω patching. 19" panels tapped .312-32-2A to accept J8 and J8D jacks. .50" center-to-center vertical and horizontal hole spacing (unless otherwise noted), insulated and non-insulated panels have stiffener bars.

Note: For Front Loading Modular Panels, see pages 12. "D" mounting hole specifications, see page 60. Many other panel configurations are available, contact the factory.

PATCHING PRODUCTS

STANDARD 19" PANELS/D HOLE SPECIFICATIONS

Standard Patch Panels

See page 59 for panel figure diagrams.

Standard 19" Panels		... Insulated, Non-Insulated							
# of Holes	Panel Height	A	Hole Spacing B	C	(Foot Note)	Fig	Non-insulated Part #	Insulated Part #	Insulated Phenolic Part #
12	1.75"	-	1.43"	1.43"	1	A	JS-12	JSI-12	
14	1.75"	-	1.21"	1.21"	1	A	JS-14	JSI-14	
16	1.75"	-	1.00"	1.00"	1	A	JS-16	JSI-16	
20	1.75"	-	.830"	.830"	1	A	JS-20	JSI-20	
24	1.75"	-	.625"	.750"	1	A	JS-24S	JSI-24S	
26	1.75"	-	.625"	.625"	1	A	JS-26	JSI-26	
28	1.75"	-	.625"	.625"	1	A	JS-28	JSI-28	
32	1.75"	.625"	1.00"	1.00"	2	B	JS-32S	JSI-32S	JSIB-32S
40	1.75"	.625"	.830"	.830"	2	B	JS-40S	JSI-40S	JSIB-40S
48	1.75"	.625"	.625"	.750"	2	B	JS-48S	JSI-48S	JSIB-48S
52	1.75"	.625"	.625"	.625"	2	B	JS-52S	JSI-52S	JSIB-52S
24	3.50"	.625	1.43"	1.43"	2	C	JS-24L	JSI-24L	
24	3.50"	1.00"	1.43"	1.43"	1	C	JS-24W	JSI-24W	
28	3.50"	.625"	1.21"	1.21"	2	C	JS-28A	JSI-28A	
28	3.50"	1.00"	1.21"	1.21"		C	JS-28W	JSI-28W	
32	3.50"	.625"	1.00"	1.00"	2	C	JS-32A	JSI-32A	JSIB-32A
36	3.50"	.625"	.625"	.750"	2	I	JS-36	JSI-36	
36	3.50"	.625"	.830"	.830"	2	C	JS-36A	JSI-36A	
40	3.50"	.625"	.830"	.830"	2	C	JS-40	JSI-40	JSIB-40
40	3.50"	1.00"	.830"	.830"	1	C	JS-40W	JSI-40W	JSIB-40W
48	3.50"	.625"	.625"	.750"	2	C	JS-48	JSI-48	JSIB-48
48	3.50"	.625"	.625"	.625"	2	C	JS-48A	JSI-48A	JSIB-48A
52	3.50"	1.00"	.625"	.625"		C	JS-52W	JSI-52W	JSIB-52W
52	3.50"	.625"	.625"	.625"	2	C	JS-52	JSI-52	JSIB-52
56	3.50"	.625"	.625"	.625"	2	C	JS-56	JSI-56	JSIB-56
72	3.50"	.625"	.680"	.680"	3	D	JSS-72	JSIS-72	

1 Will not accept dual jacks (e.g. J14, J214, J314, J74, HDVDP) 2 Will not accept jacks requiring hole spacing (A) larger than .625" 3 Will accept 3 barrel jack only

Note: JSIB (Fig. B and C) panels have .459 dia typ.

"D" Hole Specifications

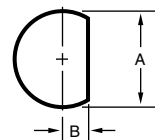
Throughout the catalog you will find "D" holes called out for bulkhead jacks. The "D" hole is the cutout pattern designated for the proper fit of bulkhead jacks into distribution panels.

"D" Hole Type Maximum panel thickness **Example: D3.148**

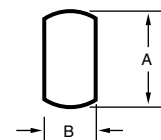
"D" Hole Type	Double "D" Hole	
	A	B
D1	.755"	.343"
D2	.630"	.281"
D3	.505"	.218"
D4	.439"	.187"
D5	.380"	.156"
D6	.317"	.128"
D7	.281"	.125"
D8	.605"	.280"
D9	.567"	.257"
D10	.192"	.079"
D11	1.005"	.470"

Many other panel hole configurations available, contact the factory.

"D" Holes



Double "D" Holes

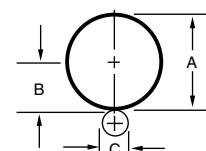
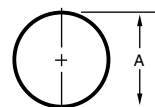


Circular Hole

	A
C1	.317"-.321"
C2	.380"-.385"
C3	.442"-.447"
C4	.474"-.480"
C5	.505"-.510"
C6	.755"-.760"

Double Circular Hole

CC1	A	B	C
	.630"	.370"	.136"-.140"




Circular Holes

CUSTOM CABLE ASSEMBLIES

Custom Cable Assembly Lines

Trompeter's coax patch cords and cable assemblies are of the highest quality and can be ordered in any length. **Trompeter normally stocks popular lengths of 6", 12", 18", 24", 36", 48", 60", and 72"**. Standard coax patch cords and cable assemblies are made with the following cables: **Patch Cords** and **Cable Assemblies** are available in **50Ω RCA Standard** or **75Ω Western Electric (WECo) Standard**. The two standards are not interchangeable. **"L" denotes the length in inches.** **"Z" denotes the impedance of the connecting cable.** Trompeter stocks many other connector types for 24 to 48 hour turnaround of custom cable assemblies including:



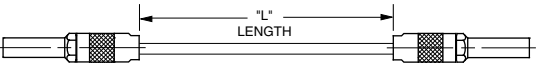
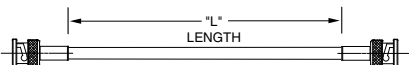
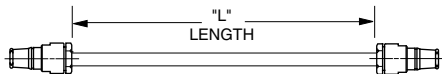
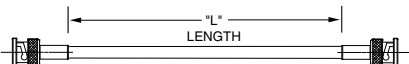

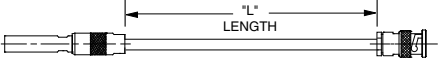
D-Subs & Backshells:

Male & Female 9, 15, 25, 37 pin and more.

SMA/SMB/SMCs:

Straight and Right Angles for RG-58, RG-142, RG-174, RG-188, RG-316, and RG-400.

Impedance	Cable Type	Trompeter Cable Part #
50Ω	RG-58	TCC-50-2
75Ω	RG-59	TCC-75-2
93Ω	RG-62	N/A

 <p>Patch Cords (see p/n below) Patch plug to Patch Plug 50Ω RCA Plug Center pin .070" 75Ω WE Center pin .090" 75Ω Mini-WECo</p> <p>PC-L-Z PCW-L-Z PCMW-L-Z</p>	 <p>Cable Assembly BNC Plug to BNC Plug Tool Crimp BNC</p> <p>50Ω PCYC-L-Z 75Ω UPCYC-L-Z</p>
 <p>Cable Assembly Push-on plug to Push-on Plug 50Ω Push-on 75Ω Push-on Wrench Crimp push-on plugs fit both BNC and TNC jacks.</p> <p>PCP-L-Z UPCP-L-Z</p>	 <p>Cable Assembly BNC Plug to BNC Plug Wrench Crimp</p> <p>50Ω BNC PCY-L-Z 75Ω BNC UPCY-L-Z</p>
 <p>Cable Assembly Patch plug to Push-on Plug 50Ω RCA Plug Center pin -.070" to 50Ω Push-on</p> <p>PCPX-L-Z</p> <p>50Ω RCA Plug Center pin -.070" to 75Ω Push-on</p> <p>UPCPX-L-Z</p> <p>75Ω WE Center pin -.090" to 50Ω Push-on</p> <p>PCPWX-L-Z</p> <p>75Ω WE Center pin -.090" to 75Ω Push-on</p> <p>UPCPWX-L-Z</p>	 <p>Cable Assembly Patch Plug to BNC Plug 50Ω RCA plug center pin .070" to 50Ω BNC</p> <p>PCX-L-Z</p> <p>50Ω RCA Plug Center Pin .070" to 75Ω BNC</p> <p>UPCX-L-Z</p> <p>75Ω We Center Pin .090" to 50Ω BNC</p> <p>PCWX-L-Z</p> <p>75Ω We Center Pin .090" to 75Ω BNC</p> <p>UPCWX-L-Z</p>

Z = denotes impedance of connecting cable in ohms. L= denotes length in inches.

PATCHING PRODUCTS

CUSTOM CABLE ASSEMBLIES

Custom Cable Assemblies

Trompeter provides all the flexibility and response of a small cable shop, with the quality system and design control of a major connector manufacturer. For over **35 years**, Trompeter has been producing high quality cable assemblies, and currently provides over 500,000 different configurations using a broad range of RF connectors and cable types. We stock a variety of components for camera, RGB, S-Video, Audio, and many other applications.



Photo: Twinax/Triax connectors on ruggedized dual twinax/triax test cable (fire retardant cables).

Capabilities

Trompeter can provide coax, twinax, and triax cable assemblies using any cable attached connector. This includes panel mount, data bus, multi-pin, D-Subs, SMA connectors, and patching products. Special marking (ID sleeves/tags, hot stamping, colored cable jacket, etc.) is available. Trompeter offers 24-48 hour turnaround on many standard products with full capabilities for sustained volume delivery. Deliveries can be adjusted to meet your specific needs.

Quality Assurance... ISO 9001 Registered

Trompeter's assemblies are 100% electrically tested for continuity, shorts, and Hi-Pot. (VSWR, IR, Insertion / Return Loss test capabilities, SPC data available on request).

Request For Quote... Please refer to the following guideline when requesting a quote:

1 Qty	2 Conn 1	/	3 Cable	/	4 Conn 2	/	5 Length	/	6 Special Requirements
12	UPL220	/	735A	/	PL11C	/	60"	/	Bend relief on Conn 1
		/		/		/		/	
		/		/		/		/	

- 1 **Quantity**..... **Select quantity**
- 2 **Conn1** Select connector type from catalog
- 3 **Cable** Select cable from pages 78-120
- 4 **Conn2** Select connector type from catalog
- 5 **Length** In inches
- 6 Write out any **special** marking, testing, bend relief, packaging, or other **requirements**.

Example Shown: 60 inch coax cable assembly using AT&T 735A, BNC plug, and Mini-WECO patch plug with bend relief on BNC plug.

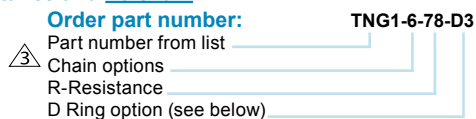
COAX RFI CAPS & TERMINATIONS

Coax Terminations and RFI (Dust Caps)

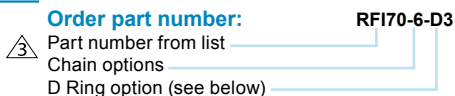
Trompeter provides termination and RFI cap for all our connectors. Resistors are normally ¼ watt for subminiature connectors and ½ watt for miniature and standard size connectors (1% tolerances for all).

Ordering Instructions

For Terminations Example: [PL75 Termination for TRB jacks with 78Ω resistance and no chain.](#)



For RFI Caps Example: [Patch plug cap for a J74 twinax/triax jack with no chain.](#)



Chain Options

Length	Chain Type	Chain Numbers
N/A	No Chain	-1
2.5"	Brass Chain	-2
2.5"	Nylon Chain	-3
3.0"	Brass Chain	-4
3.0"	Nylon Chain	-5
6.0"	Brass Chain	-6
6.0"	Nylon Chain	-7
4.0"	Brass Chain	-8
4.0"	Nylon Chain	-9
10.0"	Brass Chain	-10
10.0"	Nylon Chain	-11
Stainless-steel rope		
2.5"	Jacketed Stainless-steel rope	-12
3.0"	Jacketed Stainless-steel rope	-13
6.0"	Jacketed Stainless-steel rope	-14
4.0"	Jacketed Stainless-steel rope	-15
7.0"	Jacketed Stainless-steel rope	-16
4.5"	Jacketed Stainless-steel rope	-17
12"	Jacketed Stainless-steel rope	-18

Stainless Steel Rope with Mounting Rings

We now **provide** stainless steel rope with "D" rings. To order mounting ring for jacks with the "D" mounting hole numbers listed on the right, add the "D" ring number to the part number. [For Example: RFI20-12-D2](#)

D Ring Options

Inside Diameter	D-Ring#	Inside Diameter	D-Ring#
.755"	-D1	.281"	-D7
.630"-.635"	-D2	.610"	-D8
.505"-.510"	-D3	.567"	-D9
.439"-.443"	-D4	.192"	-D10
.380"-.384"	-D5	1.005"	-D11
.317"	-D6	.330"	-DD8

Coax Terminations & RFI Caps

Parts to be capped	Description	Terminator	RFI (Dust Caps)
BJ20/CJ20 Series	BNC, Jack	(U)TNASP1-(3)-R (Push on)	RFI25-(3)
BJ20/CJ20 Series	BNC, Jack	(U)TNAS1-(3)-R (Short)	RFI25-(3)
BJ20/CJ20 Series	BNC, Jack	(U)TNA1-(3)-R	RFI25-(3)
BJ20/CJ20	BNC, Jack	(U)TNAP1-(3)-R	RFI25-(3)
BJ40/CJ40 Series	TNC, Jack	(U)TNH1-(3)-R	RFI45-(3)
BJ50/CJ50 Series	TPS, Jack	TNB1-(3)-R (Push on)	RFI55-(3)
BJ50FL/CJ50FL Series	TPS, Jack	TNBP1-(3)-R (Push on)	RFI55FL-(3)
BJ50/BJ350	TPS/TCM, Jack	TNBP1-(3)-R (Push on)	RFI355-(3)
BJ95	N, Jack	(U)TNN1-(3)-R	RFI95-(3)
BJ130	F, Jack	TNF1-(3)-R	RFI130-(3)
J3	RCA, Patch Jack	TP-(3)-R	RFI20-(3)
J3W	WECO Patch Jack	TPW-(3)-R	RFI20-(3)
J8	Mini-WECO Coax Patch Jack	TPM-(3)-R	RFI50-(3)
J11	Mini-WECO Patch Jack	TPMW-(3)-R	RFI150-(3)
J94 (90 Series)	Patch Jack	TNP1-(3)-R	RFI94-(3)
J94 (90 Series)	Patch Jack	TPP-(3)-50 (Push-on)	RFI94-(3)
PL20 Series	BNC, Plug	(U)TNAF1-(3)-R	RFI21-(3)
PL50	TPS, Plug		RFI57-(3)
PL50FL	TPS, Plug		RFI57FL-(3)
PL220 Series	BNC, Plug	(U)TNAF1-(3)-R	RFI21-(3)
PL40 Series	TNC, Plug	(U)TNHF1-(3)-R	RFI41-(3)
PL95	N, Plug	(U)TNNBJ1-(3)-R (Bulkhead Mount)	RFI97-(3)/ RFIS97-(3) Safety wire

Notes: (3) See Chain options. "U: Designates 75 ohm version available. "R" Resistance. If you cannot find the RFI cap or termination you need call the factory.

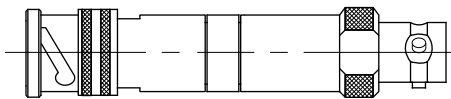
ADAPTER: CIRCUITRY SCHEMATICS, IMPEDANCE MATCHING

Custom Adapters Ordering Format

Adapters indexed with a designated number are **standard adapters**, refer to page 46 for identifications. Adapters index with a “*” are **custom adapters** and may be ordered using the example below. For adapters not referenced contact the factory.

Ordering Example:

Conn #1 **BJ20** Bnc Jack
 Schematic **E1** Circuit Code
 Conn # 2 **PL75** TRB Plug



Schematic
 Conn #1 | Conn #2
ADBJ20 - E1 - PL75

Adapter Circuitry Schematics

Concentric Twinax/Triax to Concentric Twinax/Triax	2-Pin Twinax to 2-Pin Twinax	Coax 2-Pin Twinax	Coax to Concentric Twinax/Triax	2-Pin Twinax to Concentric Twinax/Triax	Coax to Coax
A1	C1	D1	E1	G1	K1
A2	C2	D2	E2	G2	K2
A3	C3	D3	E3	G3	K3
A4	C4	D4	E4	G4	
A5	C5	D5	E5		
A6	C6	D6			
A7	C7	D7			
A8		D8			

● BLUE CENTER COND

IMPEDANCE MATCHING SCHEMATIC

Impedance Matching Adapter

Trompeter has developed a line of *Impedance Matching Adapters* that provides the designer a quick, elegant and affordable solution for connecting mismatched data transfer devices.

Why impedance matching? Impedance Matching exists in order to improve the performance of electronic circuits. A transmission line is properly terminated when the load impedance is equal to the source impedance. This prevents reflections and transfers the maximum signal to the output. Data transfer rates are increasing and frequency is an important component in determining the impedance of a transmission medium. When devices are not properly matched, the higher frequencies create greater signal attenuation.

Trompeter incorporates embedded transformer technology into our rugged in-line adapter package. The transformers are step-up/down and DC isolated so you do not have to contend with your signal floating on a DC level. These *Impedance Matching Adapters* are available in BNC, TNC, TRB and TRT, male and female interfaces. The input/output configurations are interchangeable, i.e. TRB to BNC, with bulkhead mounting options.



TOOLS & ACCESSORIES

CABLE STRIPPERS

Powered Cable Stripper



This powerful, low-cost, portable hand-held (less than 2.25 lbs) cable stripper delivers, production quality performance, and gives you up to 250 strips per charge (7.2 V Ni-cad battery without memory effect). The replaceable, 3-level cutter head, is preset to strip your coax cable for Trompeter's 220 Series, Tool Crimp BNC connectors. The cutter head has adjustable depth cutter blades for precision tuning. Precision ground, tool steel blades (hardened to Rockwell 64) give you up to 15,000 strips! Rapid Charger/Reconditioner recharges your Ni-Cad in only 1.5 hours! Fast charge: 1.5 hrs/Recondition in 3.1 hrs.

Cutter Head Guide

Cable Outside Diameter	2-Blade Cut	3-Blade Cut
.070-.110	C24T2A	C24T3A
.160-.215	C24T2B	C24T3B
.190-.230	C24T2C	C24T3C
.235-.270	C24T2D	C24T3D
.300-.430	C24T2E	C24T3E
.110-.160	C24T2I	C24T3I
.271-.305	C24T2U	C24T3U

Important Note: The 3-level cutter heads included in the kits are set to the same stripping dimensions as our STC-F (see below) stripping cassette for Trompeter "Tool Crimp" BNC cable connectors.

Use 2-level cutter heads for Trompeter "Wrench Crimp" BNC cable connectors.

Powered Cable Stripper Kits... (1-year Warranty)

Includes: 1 Driver, 1 Ni-Cad Battery Pack, 1 Cutter Head, 1 Rapid Charger/Reconditioner Station, and 1 Carrying Case.

Cable Type Stripper/Cutter head
 For RG-59 **BCCS/C24T3D**
 For 8281 **BCCS/C24T3U**

Additional Accessories...

Extra Cutter heads [See guide above](#)
 DC Driver Battery - Requires cutter head from above **BCS**
 AC Driver and AC Base Unit - Requires cutter head from above **ACS**

Rapid Charger/Reconditioner **BRCC**
 Ni-Cad Battery Pack **ABP-NSA**
 AC Power Converter **ACC-NSA**

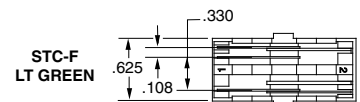
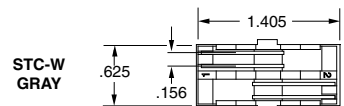
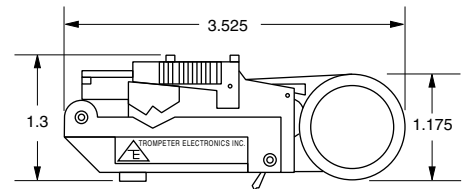
Manual Cable Stripping Tools



Cable Cutting Tool

Designed to cut Coax cable without compressing dielectric or damaging center conductor.

Cutting Tool **700-0024**



Cable Stripping Tool

Tool (only) - Requires blade cassette listed **ST1**
 Cassette (For Tool Crimp BNC Connectors) **STC-F**
 Cassette (For Wrench Crimp BNC Connectors) **STC-W**

CRIMP TOOLS

Crimp Tools



8-Point Crimp Tool
75Ω Center Contact Pin (Handle Color)

BNC/PI11 Patch Plugs (Red/Blue)
BNC Jack and plug (Blue)

010-0097
010-0088

12-Point Crimp Tool
75Ω Center Contact Pin (Handle color)

BNC/TNC/PI11 Patch Plug
(Green/yellow)

010-0098

For crimp dies not listed or for special embossing, call the factory.

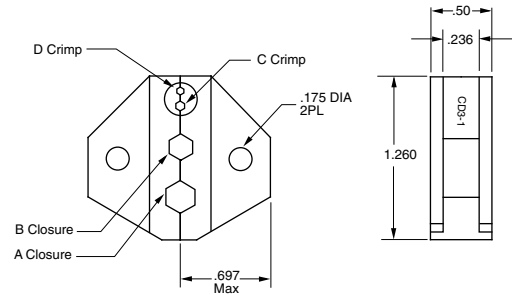


CT4L (Recommended)

Crimp Tool (Die not included, for crimp dies see below)

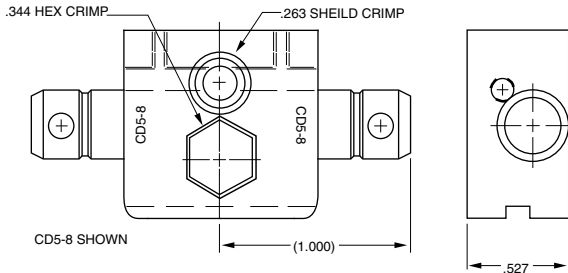
Frame

CT4L (Black w/ longer ergonomic handle)



Outer Sleeve	A	Embosses	B	Embosses
CD3-1	.213	1A	.178	1B
CD3-2	.324	2A	.255	2B
CD3-3	.344	3A	.290	3B
CD3-5	-	-	.197	5B
CD3-21	.290	290	.255	255
CD3-22	.404	404	.068	-

For crimp dies not listed, call the factory.



Twinax/Triax Crimp Tool
for Bushing/Shield

Crimp Tool Only **M22520/5-01**
Crimp Tool With Die **M22520/5-01/CD5-#**

For Standard and Miniature Twinax/Triax patching: **70 Series: TRB/TRT, 150 Series: TRS/TTM, 450 Series: 2-lug/3-lug/threaded connectors.**

Connector Series	Cable Type	Cable Group#	Bushing/Shield Crimp Die	Center Contact Crimp Tool Part #	Center Contact Positioner Part #
70C PLR70C PLR155AC	Twinax	201-225	CD5-8	M22520/1-01	010-0044 Pin (TP837)
	Triax	301-309	CD5-10		010-0045 Socket (TP838)
Small Body 150AC	Twinax	201-206, 208, 209, 217-223	CD5-9	M22520/2-01	010-0041
	Triax	301-304, 309	CD5-11		
Large Body 150AC	Twinax	207, 210, 211-216, 224-225	CD5-8	M22520/2-01	010-0043
	Triax	305-306, 308	CD5-13		
	Triax	307	CD5-10		
PL75MC	Twinax	201-225	CD5-14	M22520/2-01	010-0096
		226	CD5-15	M22520/2-01	010-0096
450AC	Twinax	201-206, 208, 209, 212, 217-223	CD5-9	M22520/2-01	010-0041
PLR450	Twinax	201-206, 208, 209, 212, 217-223	CD5-120	M22520/2-01	010-0041
SPC8P	Twinax	201-205, 217, 218, 221, 222	CD5-4	M22520/2-01	Daniels K709
SPC8S	Triax	301-303	CD5-7		

* Note: Dies imprint either cavity (A/B) or hex size onto crimp sleeve. Custom dies are available for special imprints.

CABLE ASSEMBLY TESTERS

Twinax/Triax Cable Assembly Tester



The Twinax/Triax Cable Assembly Tester is designed to test for opens, shorts, and cross wired connectors. The tester comes complete with terminators and testing instructions. This tool is designed to provide quick verification of TRB cable assemblies in the palm of your hands. The compact hand held unit measures 2³/₄" x 4¹/₂" and provides versatility for testing connectors in the field. The unit comes in a soft zipper case which includes a 9v battery and terminators for standard TRB plugs. It can also be used for other connector families with an adapter, or short jumper cable when used with the proper termination.

Twinax/Triax Cable Assembly Connector test set **010-0123-1**

- 3 Conductors which test for opens, shorts, and cross connects
- Concentric TRB Interface, which tests both Twinax and Triax
- Pass/Open/Short LED indicators
- Easy to follow testing instructions
- Complete with terminators, carrying case, and a 9V battery.

BNC Coax Tester

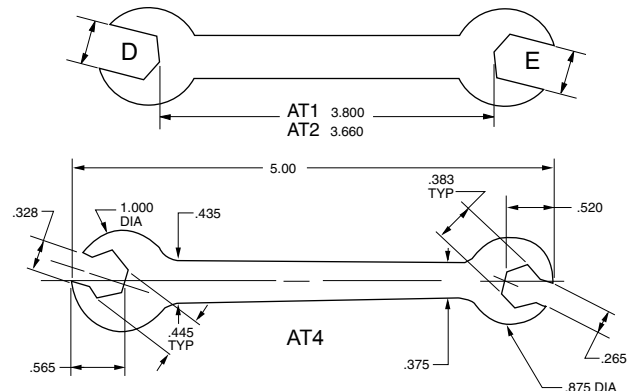
Designed to test for the proper assembly of BNC plugs with coax cables. Tests for center contact pin height and continuity (short or open). The new BNC tester is the same size as the twinax/triax tester but exclusively tests only BNC plugs. Mini-WECO continuity test adapter now available (sold separately).

- Compact design
- Pass/Open/Short LED indicators
- One test required for testing remote cable runs
- Easy to follow instructions
- Complete with terminators, case, and 9V battery
- On/Off switch



Coax Cable Assembly Connector Test Set
 75Ω BNC plug **010-0133**
 75Ω MBNC Plug **010-0208**

Mini-WECO Adapter (Continuity Only)
 sold separately **105-1885**



Assembly Tools

Wrench Crimp	Type	D	E
AT1	BNC/N/TNC	.507	.445
AT2	TPS/TCM	.381	.318
AT4	TPS/TRS/TTM	See Drawing	

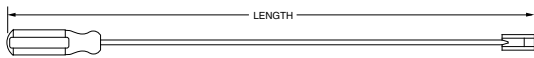
TOOL KIT & BULK PACKAGING

Tool Kits




Tool Kit Part Number	Pin Height Indicator	Crimp Tool 8-Point Indentor	Crimp Tool 12-Point Indentor	BNC/Mini-WECO Electrical Gauge	Crimp Die	Center Contact Gauge
TK4NL-1	UPLCG-1	010-0097	Not Included	Not Included	CD3-19	Not Included
TK4NL-1A	UPLCG-1	010-0097	Not Included	Not Included	CD3-19	Not Included
TK4NL-2	UPLCG-1	Not Included	010-0098	Not Included	CD3-19	Not Included
TK4NL-3	UPLCG-1	010-0097	010-0098	Not Included	CD3-19	Not Included
TK4NL-4	Not Included	010-0097	Not Included	010-0108	CD3-19	Not Included
TK4NL-5	Not Included	Not Included	010-0080	010-0108	CD3-19	010-0101

All Tool Kits Include: Case, [BCS Cable Stripper](#) with BCS Cutter heads (one [C24T3D](#) and one [C24T3I](#)), Cable Cutter (part number [700-0024](#)), and Ergonomic Crimp Tool w/ long handle [CT4L](#) with Crimp Die [CD3-19](#) embosses the die cavity size on the crimp sleeve either .178 or .255. Contact the factory for custom tool kits.



Connector Removal Tools

BNC/TRB Cable plug	Type	Length
RT1XL	straight	22.00"
RT1L	straight	12.00"
RTR-1L	right angle	12.00"
RTR-1XL	right angle	22.00"
RT1S	straight	6.00"
RT1SS	straight	3.75"
RTC-1L (insulated)	straight	12.00"
TPS, TCM, TRS, TTM, MBNC		
RT4L	straight	12.00"
RT4S	straight	6.00"
RTR-4L	straight	12.00"
RTC-4L (insulated)	straight	12.00"
TRC, TRN		
RT5XL	straight	23.25"
RT5L	straight	13.25"
RT5S	straight	7.25"



BNC Bulk Packaging

Bulk packaging for UPL220 Series BNC plugs ... Trompeter offers Tool Crimp BNC's bulk packed in convenient vacuum-formed plastic trays. Bulk packaging is perfect for OEM and high-volume, on-site installations.

Includes:

- (50) Body Assemblies
- (51) Crimp Sleeves
- (52) Center Contact Pins
- Assembly Instructions

Example: **UPL220-026/T50**
 BNC part number
 Vacuum Tray part number
 For cable groups see pages 78-120.

(Not available for cable groups -017)

BNC Coax Assembly Training Video

Trompeter has produced a video which outlines the major features of our BNC design, describes the tools for reliable installation, and gives step-by-step assembly instructions. The BNC Assembly Video CD is available at [no cost](#) to Trompeter Customers.

- For additional information or for a free demonstration, contact your local Sales Representative log on to our web site at <http://www.EmersonConnectivity.com> and locate the rep nearest you.

TROMPETER CABLE SPECIFICATIONS

Trompeter Cable Specs

Trompeter cables are manufactured to the listed specifications and offer optimum flexibility, shielding, and performance. Cables with stranded center conductors have greater flexibility and are recommended for short runs at low frequency where constant cable movement might fatigue a single copper-weld center conductor. Trompeter's **M17/176-00002** and **TWAC-78-1F2** are 200°C, Hi-Temp Cables for MIL-STD-1553B data bus applications. Dielectric and fillers made of PTFE (Teflon™) and outer jackets are PFA (Perfluoroalkoxy). All dimensions are in inches. All values without tolerances are *nominal* unless otherwise stated. **TWCH-78-2** has jacket constructed of *flame retardant halogen free polyolefin* with temperature range of -30°C to +80°C.

TWCP = Twinax Plenum Cable

TWCH = Twinax Blue Flame Retardant Halogen Free Polyolefin Cable

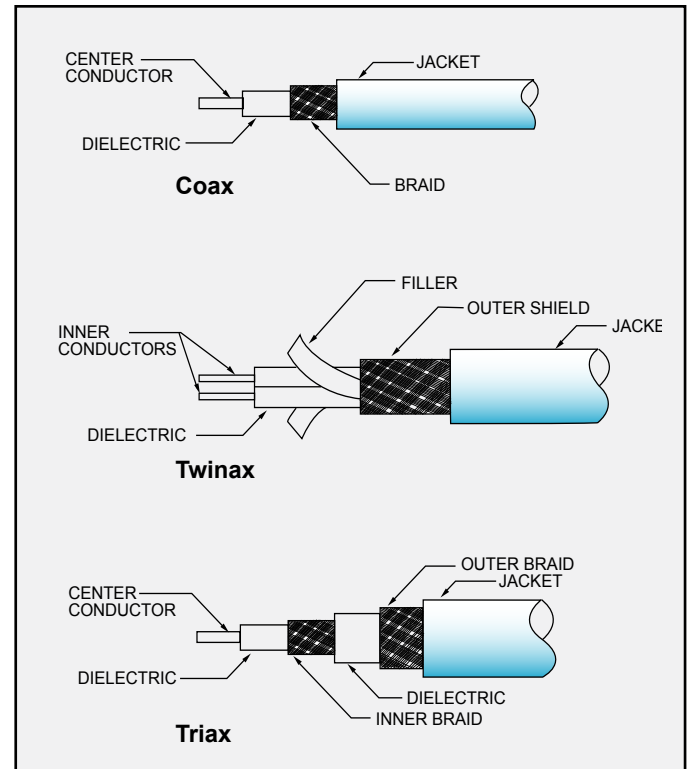
TRCH = Triax Yellow Flame Retardant Halogen Free Polyolefin Cable

Coax Cable Specs

Coax			
Cable Designation	TCC-50-2	TCC-75-2	RG62 A/U
Impedance (Ohms)	50±2	75±3	93±5
Nominal outer dia.	0.195	0.242	0.242
PVC outer	Green	Violet	Black
Braid outer dia.	0.150 Max	0.191 Max	0.191 Max
Braid AWG#/Mat'l	36/Tinned Cu	34/Bare Cu	34/Bare Cu
Dielectric outer dia.	0.116	0.146	0.146
Dielectric mat'l	Solid PE	Foamed PE	PE
Conductor outer dia.	0.0355	0.031	0.0253
Conductor strands/Mat'l	19/.0071 Tinned Cu	7/.010 Tinned Cu	Solid/CCS
Operating temperature range	-40°C to +90°C	-40°C to 85°C	-40°C to 80°C
Minimum bend radius	1.00	1.00	
Max. Opr. VAC (RMS)	1.4 KV	800 V	750 V
Capacitance pf/ft (Max)	30.8	17.3	14.5
Cond. Loop Res. (Ohms/M ft.)		17.6	
Atten. dB/100 ft:			
1 MHz	0.380	0.335	0.250
10 MHz	1.400	1.070	0.900
50 MHz	3.40	2.40	1.90
100 MHz	4.90	3.40	2.80
200 MHz	7.30	4.85	3.70
400 MHz		9.00	5.20
1 GHz	28.80	12.00	8.50
3 GHz		30.00	
Shielded Coverage	93%	93%	94.3% Min

For high temperature cables, see chart on the next page.

Exploded Detail of Coax, Twinax, & Triax Cable



TROMPETER CABLE SPECIFICATIONS

Twinax/Triax Cable Specs

Cable Designation	Twinax				Triax					
	TWC-78-1	TWC-78-2	High Temp:		TWC-124-1A	TWC-124-2	TRC-50-1	TRC-50-2	TRC-75-1	TRC-75-2
Impedance (Ohms)	78±3	78±3	77±7	77±7	124±4	124±4	50±2	50±2	75±5	75±5
Nominal outer dia.	0.150	0.242	0.129	0.095	0.150	0.245	0.156	0.245	0.189	0.245
Outer braid dia.	0.108	0.195 Max	0.102	0.070	0.105	0.195 Max	0.121	0.210 Max	0.150	0.205
Core outer dia.	0.085	0.154	0.084	0.052	0.085	0.162				
Dielectric outer dia.	0.043	0.076	0.042	0.026	0.043	0.080	0.047	0.116	0.073	0.116
Inner braid outer dia.							0.069 Max	0.146 Max	0.093	0.146 Max
Inner jacket outer dia.							0.101	0.175	0.130	0.175
Conductor outer dia.	0.022	0.0370	0.0230 Min.	0.0149	0.0120	0.0220	0.0150	0.0370	0.0120	0.0185
Operating temperature Range	-40°C to 80°C	-40°C to 80°C	-55°C to +200°C	-55°C to +200°C	-40°C to +80°C	-40°C to +80°C	-40°C to +75°C	-40°C to +80°C	-40°C to +80°C	-40°C to +80°C
Minimum bend radius (in.)	1.50 Max	1.25	1.50	1.25	1.50	1.25	0.75	1.25	1.00	1.25
Max. Opr. VDC	0.6 KV Max	2.0 KV			0.6 KV	2.0 KV	2.0 KV	6.0 KV	2.0 KV	6.0 KV Max
Max. Opr. VAC (RMS)	0.3 KV Max	1.0 KV	750 KV Max	250	0.3 KV	1.0 KV	1.0 KV	2.0 KV	1.0 KV	2.0 KV Max
Capacitance pf/ft. (Max)	20.30 Max (2)	21.20 (3)	24.00	23.00	12.40	12.30 (3)	29.50	32.00 (1)	20.00	20.50 (1)
Cond. loop res. (Ohms/M ft.)	179 Max	19.00 Max	48.00	146.00	570.60	56.80 Max				
Atten. dB/100 ft.:										
1 MHz	2.000	0.700	1.400	2.000	3.250	0.540	2.800	0.500	0.900	0.480
3 MHz	3.000	1.100	2.100		4.400	0.920	3.100	0.800	1.300	0.880
4 MHz	3.500	1.400	2.400		4.800	1.060	3.300	0.900	1.500	1.010
5 MHz	4.000	1.550	2.800		5.200	1.180	3.400	1.100	1.700	1.100
7 MHz	4.500	1.800	3.500		5.600	1.400	3.700	1.300	1.900	1.300
10 MHz	5.300	2.200	4.50 Max	6.500	5.900	1.650	4.100	1.500	2.400	1.500
20 MHz	7.50	3.10			8.30	2.30	5.50	2.30	3.60	2.30
30 MHz	9.20	3.90			10.20	2.80	7.00	2.90	4.50	2.90
40 MHz	10.60	4.50			11.80	3.20	7.50	3.40	5.40	3.30
50 MHz	11.90	5.10			13.20	3.60	9.10	3.90	6.10	3.60
100 MHz	16.80	7.50			18.70	5.10	14.00	5.80	9.70	5.20
200 MHz	23.70	10.50			26.40	7.20	22.00	8.80	16.50	7.60
500 MHz	37.50	16.00			41.70	11.40	40.00	15.30	28.50	10.80
700 MHz	44.30	18.60			49.40	13.50	50.00	18.00	36.00	14.70
1 GHz	53.00	22.50			59.00	16.20	63.00	23.00	45.00	17.60
Shielded coverage	93%	93%	93.3%	90% Min.	93%	93%	93% Min.	93%	93% Min.	93%
Twist per ft.	8.00	4.00	11-14	16.00	8.00	4.00				

Twinax/Triax: Plenum/Halogen Free Cable Specs

Notes:

(1) = Center Conductor to Inner Braid

(2) = Conductor to Shield

(3) = Conductor to Conductor

Cable Designation	Twinax				Triax		
	TWCP-78-1	TWCP-78-2	TWCH-78-2	TWCP-124-2	TWCP-124-3	TWCP-124-5	TRCH-50-2
Description	Plenum	Plenum	Halogen Free	Plenum	Plenum	Plenum	Halogen Free
Impedance (Ohms)	78±3	78±3	78±3	124±4	124±4	124±5	50±2
Nominal outer dia.	0.150	0.242	0.242	0.245	0.205	0.325	0.245
Outer braid dia.	0.102	0.165	0.195	0.183	0.183	0.295	0.210
Core outer dia.			0.154	0.163			
Dielectric outer dia.	0.041	0.072	0.076	0.080	0.062	0.134	0.116
Inner braid outer dia.						0.043	0.146
Inner jacket outer dia.							0.175
Conductor outer dia.	0.021	0.037	0.037	0.024	0.024	0.048	0.037
Operating temperature range	+125°C	+125°C	-30°C to +80°C	+125°C	-10°C to +75°C	-10°C to +125°C	-30°C to +80°C
Minimum bend radius (in/ft.)	1.50	2.50	1.25	2.5	2.0	3.25	1.25
Max. Opr. VDC			2KV		2500	2500	6 KV
Max. Opr. VAC (RMS)			1KV	1KV	1800	1800	2 KV
Capacitance pf/ft. (Max)	19.6 (3)	18.6(3)	21.2(3)	11.5	12.0(3)	11.0(3)	
Cond. loop res. (Ohms/M ft.)			19.0	47.0	28.4	6.5(3)	10.5
Atten. dB/100 ft.:							
1 MHz	2.00	.60	0.70	.50	0.60	.30	0.50
3 MHz	3.00	1.00	1.10	.85	0.90	.47	0.80
4 MHz	3.50	1.20	1.40		1.10	.64	0.90
5 MHz	4.00	1.40	1.55	1.10	1.20	.69	1.10
7 MHz	4.50	1.60	1.80	1.30	1.40	.79	1.30
10 MHz	5.30	2.00	2.20	1.60	1.60	.94	1.50
20 MHz	7.50	2.80	3.10	2.30	2.20	1.20	2.30
30 MHz	9.20	3.50	3.90		2.80	1.50	2.90
40 MHz	10.60	4.10	4.50		3.20	1.70	3.40
50 MHz	11.90	4.60	5.10	3.70	3.60	2.00	3.90
100 MHz	16.80	6.90	7.50	5.30	5.20	3.00	5.80
200 MHz	23.70	9.90	10.50		7.20	4.50	8.80
500 MHz	37.50	15.40	16.00		11.40	7.00	15.30
700 MHz	44.30	18.30	18.60		13.50	8.40	18.00
1 GHz	53.00	21.80	22.50		16.20	11.00	23.00
Shielded coverage	97%	95%	93%	93%	93%	93%	93%
Twist per ft.	8.0	4.0	4.0	4.0	6.0	6.0	

TROMPETER GENERAL MATERIAL/FINISH SPECIFICATIONS

TFS-1: Finish Specifications

TFS-1A .0001-.0003 max thk Bright Nickel per QQ-N-290, Class 1, Form SB (over) .000080-.000150 thk Bright Copper per MIL-C-14550 (over) .0005 max Electroless Nickel per AMS-2404C, Class 1 (On Aluminum Only)	TFS-1T⁵ .000050-.000100 Bright Tin per MIL-T-10727, Type I (Electro Deposited) (over) .000150-.00020 Sulfamate Nickel per MIL-P-27418 (over) .00010-.000150 Copper per MIL-C-14550, Class 4
TFS-1B .000020-.000030 thk Bright Gold² per MIL-G-45204, Type II, Grade C, Class ³ (over) .000050-.000180 thk Bright Nickel³ per QQ-N-290, Class 1 (over) .000080-.000150 thk Bright Copper³ per MIL-C-14550	TFS-1U⁵ .00020-.00030 thk Sulfamate Nickel per MIL-P-27418 (over) .000080-.000150 max thk Copper per MIL-C-14550
TFS-1C³ .0003 Watts Nickel per QQ-N-290, Form SB, Class 1 (over) .000010 Nickel per QQ-N-290, Class 1	TFS-1V³ .000200-.000300 max thk Silver per QQ-S-365, Type I (Matte), Grade A (over) .000050-.000180 max thk Sulfamate Nickel per MIL-P-27418, (over) .000080 min-.000150 max thk Bright Copper per MIL-C-14550
TFS-1D .0001min-.000120 max thk Electroless Nickel per AMS 2404C (over) .000080 min-.000150 max thk Bright Copper per MIL-C-14550	TFS-1W .00020 min-.00030 max thk Cadmium Plate per QQ-P-416, Type II Olive Drab, Class (over) .00020 min-.00030 max thk Sulfamate Nickel per MIL-P-27418 (over) .000080 min-.000150 max thk Copper per MIL-C-14550
TFS-1E .0002 min-.0003 max thk Bright Electro Tin per MIL-T-10727, Type 1 and solder test per Para. 4.6.3.1	TFS-1X .0002-.0003 thk Nickel per QQ-N-290, Class 1, Form SB Grade G (over) .000080 min-.000150 max Bright Cooper per MIL-C-14550
TFS-1E2 .0002 min-.0003 max thk Bright Electro Tin per MIL-T-10727, Type 1, and Solder Test per Para.4.6.3.1 (over) .000080 min-.000150 max thk Bright copper per MIL-C-14550	
TFS-1F³ .000020 min-.000030 max thk Bright Gold per MIL-G-45204, Type II, Grade C, Class 00 (over) .000080 min-.000150 max thk Bright Copper per MIL-C-14550 (over) .000050 Nickel Strike per QQ-N-290, Class 1	
TFS-1G .000020 min-.000030 max thk Bright Gold per MIL-G-45024, Type II, Grade C, Class 00	
TFS-1H .0002 min-.0003 max thk Cadmium plate per QQ-P-416, Type II, (supplementary chromate treatment, golden iridescent), Class 3	
TFS-1M⁴ .000200 min-.000300 max thk Silver per QQ-S-365, Type II (Semi-bright) Grade A (Chromate post treatment) (over) .000080 min-.000150 max thk Bright Copper per MIL-C-14550	
TFS-1N⁵ .0003-.0005 thk Cadmium plate per QQ-P-416, Class 2, Type II, Olive Drab (over) .0005-.000550 thk Electroless Nickel plate per AMS 2404C	
TFS-1P³ 1 .00010 min-.00012 max. thk Bright Gold per Mil-G-45204, Type II, Grade C, Class 2 2 .000050 min-.000070 max. thk Bright Gold per Mil-G-45204, Type II, Grade C, Class 1 3 .000020 min-.000030 max. thk Bright Gold per Mil-G-45204, Type II, Grade C, Class 00 (over) .00010 min-.000150 max. thk Bright Copper per Mil-C-14550	
TFS-1R1 .00010 min-.00012 max thk Bright Gold per MIL-G-45204, Type II, Grade C, Class 2 (over) .000010 min-.000015 max thk Bright Gold Strike per MIL-G-45204, Type 1, Grade A, (over) .00010 min-.00015 max thk Bright Copper per MIL-C-14550, Class 4	

TFS = Trompeter Finish Specifications

Trompeter Finish Specification -1 (TFS-1) Notes:

- (2) Bright Gold plate on all connector center contacts, pins, sockets, shall be .000050 min-.000070 max thk, Class 1
- (3) Thickness is in accordance with MIL-G-45204B, Para 6.3 "Strikes and Underplating"
- (4) Copper Alloy articles on which a nickel undercoat is not used shall not be used for continuous service at temperatures above 149°C (300°F) QQ-S-365, Para. 3.3.5.
- (5) For use on Brass and Beryllium Copper body (shell) and accessory components when 500 hour salt spray test is specified. (For test conditions, refer to MIL-C-38999, Para. 3.16 and 4.7.12.2, [Method 1001.1 of MIL-STD-1344])
- (6) Plating thickness variations, critical and noncritical areas must be plated to within specified lower limits, except where surfaces cannot be contacted by A .75 inch dia ball, noncritical areas total plating thickness may exceed the specified upper limits by .000150 maximum.

Materials	Alloy or Type	FED/MIL Spec.	Usage
ABS	Moldings Type 2	MIL-STD-1803 L-P-1883B	Looping plug handles, lock pins
Acetal	Dupont Delrin	L-P-392	Insulators, cases, bushings
Aluminum	2024-T351	QQ-A255/6	Backbars, cases
	6061-T6	QQ-A200/8	Stiffener bars
	6061-T6	QQ-A250/11	Patch panels
	6061-T6511	QQ-A200/8	Backbars, cases
Beryllium Copper	17200 (Bar)	ASTM-B-194	Contact & crescent springs
	17300 (Flat)	ASTM-B-196 & 197	Contact sockets, fingersprings, washers
Brass	C26000	ASTM-B-36	Ground lugs, washers
	C36000	ASTM-B-16	Connector bodies, coupling sleeves, clamp nuts, hex mtg. nuts, ctr. contact pins, cases
Dupont Acetal Resin #500TL	Homopolymer General Purpose w/ 1.5% Teflon Micropowder (FEP)		Moldings
Fluorinated Ethylene Propylene		ASTM-D-2116	Insulators
Hylfon	MFA Grade 640		Alternate material dielectric
Loctite	495 (Zinc Iridite per ASTM-B633)	QQ-2-325 Type 2 Class 2 Finish	
Nylon	6/6 or 6/12	L-P-410A	Insulating bushings
Perfluoroalkoxy (PFA)		ASTM-D-3307	Cable jackets
Phenolic	XXX	L-P-513 PBE	Patch panels, backbars
Phosphor Bronze	Alloy 544	ASTM-B-139	Contact springs, lockwashers
Polytetrafluoroethylene	(PTFE)	ASTM-D-1710	Dielectrics, insulators
Polyvinylidene Fluoride		MIL-I-23053/8	Sealing Sleeves
Rubber	Silicone	ZZ-R-765	Gaskets, O-rings, sealing members
Solder	Sn60, 62, 63, or 96	QQ-S-571	
Steel	C1010-1018	QQ-S-636	MPN cases
Steel CRS	Music Wire	ASTM-A228 SAE J178	Tension springs
	Type 17-4PH	AMS-5643 Tubing	
Corrosion Resistant Steel	303	QQ-S-763	Connector bodies, coupling sleeves, hex mtg. nuts
	302	QQ-S-766	Designation strips
	301	ASTM-484, A582	
Thermo-plastic Polyester	Glass Filled	MIL-M-24519	Heat resistant molded insulators
Vinyl	Clear Rigid-Self ext.	ASTM-D-635	Designation strip window
	Opaque Rigid-Self ext.	ASTM-D-635	Designation strip marking strip
Zinc	Alloy #3	ASTM-B-240/B-86	Selected non-functional parts

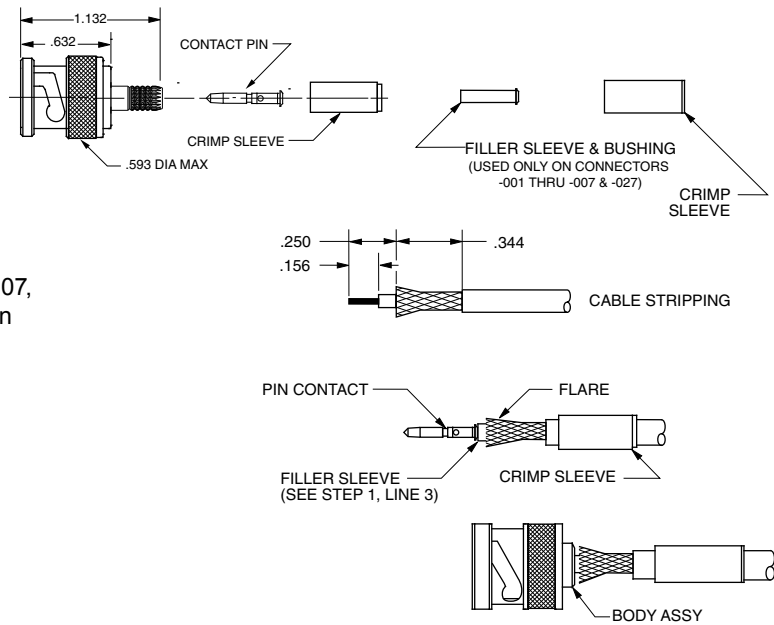
Frequency Range	Connectors					Patching		
	BNC	TNC	70 Series	150 Series	450 Series	WE Standard	WE Miniature	RCA Standard
	0-4 GHz	0-11 GHz	0-500 MHz	0-500 MHz	0-2 MHz	0-1 GHz	0-1 GHz	0-200 MHz
VSWR	1.30 Max.		Not Rated			1.04 @ 75 MHz 1.12 @ 100 MHz 1.18 @ 500 MHz	1.06 Max. - -	1.05 @ 50 MHz 1.09 @ 100 MHz 1.33 @ 500 MHz
Voltage Rating	500 VRMS @ Sea Level	500 VRMS @ Sea Level	400 VRMS @ Sea Level	250 VRMS @ Sea Level	150 VRMS @ Sea Level	500 VRMS @ Sea Level	250 VRMS @ Sea Level	500 VRMS @ Sea Level
	125 VRMS @ 70,000 ft.	125 VRMS @ 70,000 ft.	100 VRMS @ 70,000 ft.	62.5 VRMS @ 70,000 ft.	Not Rated	Not Rated		
Temperature Range	-65°C to 165°C			-65°C to 200°C	-65°C to 165°C	-65°C to 165°C		

BNC TOOL/WRENCH CRIMP ASSEMBLY ILLUSTRATIONS

BNC Coax Tool Crimp Assembly Illustration

Step 1

1. Place crimp sleeve onto cable with the step located away from the cut end as shown.
2. Strip cable as shown and flare braid.
3. On connectors with cable group number -001 thru -007, and -027 only, slide filler sleeve fully under braid, then bushing under cable dielectric.
4. Crimp contact pin in position shown.



Step 2

1. Push cable assembly into the body until the contact pin snaps into place.
2. Slide crimp sleeve forward over braid, up against the body assembly and crimp in place.

BNC Coax Wrench Crimp Assembly Illustration

Step 1

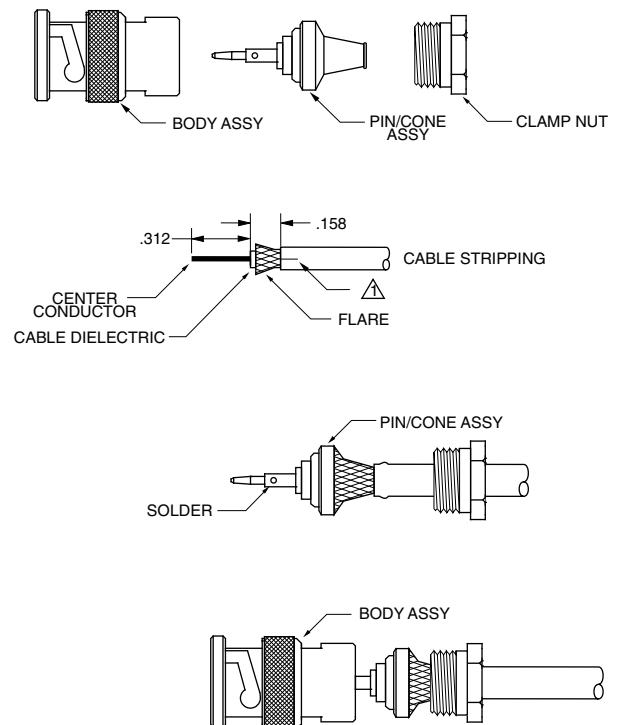
1. Place clamp nut onto cable.
2. Strip cable as shown and flare braid to allow free entry of cone (Lateral slits 180° apart may be required for very inflexible jacket materials).
3. Lightly tin center conductor (optional).

Step 2

1. Push edge of cone between cable dielectric and braid (or between foil and braid, if foil is present, and cone I.D. will accept it). Continue to push cable into cone until cable dielectric bottoms against cone dielectric. Center conductor should be visible in pin inspection hole.
2. Solder center conductor into pin.

Step 3

1. Bring clamp nut up onto tapered portion of cable.
2. Assemble body and engage with clamp nut.
3. Wrench tighten to 25-30 inch-pounds torque.



Notes: For illustration purposes only. Not intended to replace actual installation instructions.

CABLE GROUP TABLE NOTES BEND RELIEF BOOTS/SPRINGS

Cable Group Table Notes

If your cable group is not listed, contact the factory for assistance...

Trompeter provides cable connectors with configurations designed to provide tough, durable terminations on specific cables. Cable connector part numbers reference a specific cable group number for a specific cable type, model, and/or manufacturer. This *ensures* that the connector fits your cable and provides the toughest termination available in the industry.

If you know the part number and manufacturer of your cable, you can locate the cable's assigned cable group number using the cable group table in the following pages.

If you have a Trompeter connector, you can determine the cable group number by the last hyphenated suffix, (usually 1 to 3 digits).

Example: **UPL220-026 = cable group number -026**

Note: All dimensions in the proceeding Cable Group Table are in thousandths of an inch.

If you cannot satisfy your connector requirements with the standard cable group number, or have a special requirement, contact your local Trompeter representative listed on the back inside cover of this catalog, or you can visit our website at www.EmersonConnectivity.com to find the sales rep nearest you. Contact the factory for more information.

Note: Cables of the same type and specification may vary from manufacturer to manufacturer. Always verify the cable group number for your connector type and manufacturer.

The symbol \triangle after the part numbers listed in this catalog indicates that you should refer to the cable group table in the proceeding pages.

Wrench style = **Wrench Crimp**
Crimp style = **Tool Crimp**

Bend Relief Boots/Springs



Minimizes the cable damage when exceeding the cable's minimum bend radius. Bend relief boots are made of tough 105°PVC. Bend relief springs are *plastic coated tempered steel wire* which are assembled as an integral part of the clamp-nut assembly. Available for specific Trompeter connectors, patch cords, and cable assemblies. For bend relief "BR" spring connectors, refer to page 79. Boots may be assembled to the cable connector using **3M ScotchGrip™ No.1099** plastic adhesive or equivalent. Call the factory for availability.

For Plugs: (PL20, PL40) Black **ACA- \triangle -0**
Wrench Crimp Connectors
(Cable Groups -1, -2, & -5 only)

For Plugs: (PL220 & PL240) Clear **ACC- \triangle**
Tool Crimp Connectors
(Cable Groups -011 & -013 only)

APPENDIX

CABLE GROUP TABLE

CABLE MANUFACTURER	CABLE NUMBER	CABLE TYPE	WRENCH STYLE	CRIMP STYLE	JACKET SIZE	CONDUCTOR	IMPEDANCE
3M	SCI 041	COAX	-44	*	0.074	0.012	75
ACD CABLE	4-27046-3265	TWINAX	*	_	0.194	0.024	_
ACOME	MC7539	COAX	-22	-009	0.151	0.020	_
AEROSPACE	4114	COAX	SEE COMMENTS	TOO LARGE	0.345	0.064	_
AEROSPACE INDUSTRIES INC	90149	COAX	*	*	0.194	0.030	_
AEROSPACE WIRE	4080	COAX	*	_	0.348	0.102	50
ALCATEL	0960 WL	COAX	_	-004	0.093	0.011	75
ALCATEL	ASNE 0690 WL	COAX	_	-004	0.093	0.011	75
ALCATEL	CDE 003	TWINAX	*	-204	0.140	0.024	77
ALPHA	7632	TWINAX	*	_	0.169	0.030	600V
ALPHA	8620	COAX	-41	-020	0.270	0.041	75
ALPHA	9059	COAX	-2	-013	0.242	0.026	75
ALPHA	9102	COAX	*	-023	0.212	0.032	75
ALPHA	9108	TWINAX	-55	*	0.210	0.038	78
ALPHA	9109	TWINAX	_	-213	0.252	0.037	100
ALPHA	9158	COAX	-21	*	0.165	0.035	53
ALPHA	9159	COAX	*	*	0.188	0.023	75
ALPHA	9174	COAX	-5	-003	0.100	0.021	50
ALPHA	9316	COAX	-5	-003	0.098	0.021	50
ALPHA	9807	COAX	-51	-016	0.304	0.032	75
ALPHA	9817	TWINAX	-8	_	0.327	0.038	100
ALPHA	9830	COAX	-2	-013	0.242	0.025	75
ALPHA	9840	COAX	-2	-013	0.240	0.025	80
ALPHA	9847	COAX	_	-053	0.405	0.064	75
ALPHA	9850	TRIAx	-13	TOO LARGE	0.314	0.032	75
ALPHA	9858	COAX	-1	-011	0.193	0.036	50
ALPHA	2834/2	TWINAX	-45	_	0.137	0.032	600V
ALPHA	2837/2	TWINAX	*	*	0.156	0.038	600V
ALPHA	9058C	COAX	-1	-011	0.194	0.038	50
ALPHA	9179B	COAX	-5	-004	0.101	0.012	75
ALPHA	9180B	COAX	-4	*	0.140	0.038	95
ALPHA	9187A	COAX	-36	-004	0.105	0.010	75
ALPHA	9196A	COAX	-44	-1	0.070	0.011	50
ALPHA	9804C	COAX	-41	-020	0.275	0.040	75
ALPHA	9814C	TWINAX	*	-213	0.244	0.038	75
ALPHA	9818C	TWINAX	-8	_	0.330	0.037	100
ALPHA	9825C	COAX	-6A	_	0.400	0.064	75
ALPHA	9851C	COAX	*	_	0.405	0.086	50
ALPHA	9861C	COAX	-1	-011	0.192	0.038	_
ALPHA	9871F	COAX	*	-011	0.182	0.037	50
ALPHA WIRE	2821/2	TWINAX	-27	_	0.138	0.024	600V
AMDAHL	215-9000-000	COAX	-5A	-001	0.075	0.012	_
AMPEX	616-569	COAX	-36	*	0.110	0.015	_
AMPHENOL	82-5588	TWINAX	-8	_	0.330	00.39	_
AMPHENOL CNDA	21-1060	COAX	-6	-016	_	_	_

Note: * = Special contact factory

CABLE GROUP TABLE

CABLE MANUFACTURER	CABLE NUMBER	CABLE TYPE	WRENCH STYLE	CRIMP STYLE	JACKET SIZE	CONDUCTOR	IMPEDANCE
AMPHENOL CNDA	621-446-795	COAX	-6	—	—	—	—
ANDREW	FSJ2-50B	COAX	*	—	—	—	50
ANDREW	HJ4-50	COAX	*	—	—	—	50
ANDREW	HJ5-50	COAX	*	—	—	—	50
ANDREW	LDF2-50-A	COAX	*	—	—	—	50
ANDREW	LDF4-50-A	COAX	*	TOO LARGE	0.630	0.189	50
ANDREW	LDF5-50-A	COAX	*	—	—	—	50
ANIXTER	9L759586	COAX	—	*	0.280	0.042	—
ANIXTER COLUMBIA	55	COAX	*	*	0.143	0.012	—
ANTENNA SPECIALISTS	18-73-2	COAX	-52	—	0.246	0.052	50
ARGOSY	8DV75	COAX	-21	*	0.170	0.024	75
ARINC	629	TWINAX	-8	TOO LARGE	0.313	0.036	—
ASTROLAB	32001	COAX	-5	*	0.115	0.020	—
ASTROLAB	32081	COAX	-5	-003	0.100	0.020	50
ASTRONAUTICS	169450	TRIAx	-7	—	0.210	0.023	—
AT&T (LUCENT)	733	COAX	—	-027	—	—	75
AT&T (LUCENT)	1735A	COAX	—	-026	0.128	0.016	75
AT&T (LUCENT)	2734A	COAX	—	*	0.225	0.032	75
AT&T (LUCENT)	2735A	COAX	-22	-026	0.140	0.015	75
AT&T (LUCENT)	734D	COAX	-63	-025	0.236	0.031	75
AT&T (LUCENT)	735A	COAX	*	-026	0.125	0.016	75
AT&T (LUCENT)	NSI 4609 805 13019	COAX	-37	*	0.166	0.016	—
AT&T (LUCENT)	724	COAX	-6	-016	0.304	0.033	—
AT&T (LUCENT)	728	COAX	-6	-016	0.304	0.033	75
AT&T (LUCENT)	731	COAX	-2	-015	0.248	0.023	75
AT&T (LUCENT)	730A	COAX	-2B	-015	0.255	0.025	—
AT&T (LUCENT)	734A	COAX	-63	-025	0.236	0.031	75
AT&T (LUCENT)	KS-19224L2	COAX	-31	*	0.116	0.011	—
AT&T (W.E.CO)	16PEVL	TWINAX	-12	—	0.460	0.051	—
AT&T (W.E.CO)	754E	TWINAX	-10	—	0.420	0.040	—
AT&T (W.E.CO)	760A	TWINAX	-11	TOO LARGE	0.308	0.025	—
AT&T (W.E.CO)	761A	TWINAX	-30	—	0.215	0.021	—
AT&T/NSI	4609 805 13019	COAX	—	*	—	—	—
ATLAS	1405-59-U95	COAX	-2	-014	0.242	0.032	75
AVAYA	1725B	COAX	*	-054	0.325	0.050	75
AXON	A3331B	TRIAx	—	*	0.215	0.020	—
AXON	CC6297	TWINAX	-55	—	0.205	0.024	124
AXON	P502805C	TWINAX	*	-201	0.126	0.024	—
AXON	P502810	TWINAX	-47	-201	0.135	—	77
AXON	P506133	TRIAx	*	—	0.213	0.025	75
AXON	P506425	TWINAX	-55	—	0.202	0.025	120
AXON	P507991A	TWINAX	*	-204	0.134	0.024	—
AXON	P512806	TWINAX	*	-217	0.150	0.024	—
AXON	P512807	TWINAX	*	-217	0.152	0.024	—
AXON	P813856	TRIAx	—	*	0.192	0.024	—

Note: * = Special contact factory

APPENDIX

CABLE GROUP TABLE

CABLE MANUFACTURER	CABLE NUMBER	CABLE TYPE	WRENCH STYLE	CRIMP STYLE	JACKET SIZE	CONDUCTOR	IMPEDANCE
AXON	S9702211	TRIAX	*	*	0.197	0.024	—
AXON	SRX 50 C	TRIAX	*	—	—	—	—
AXON	SSTHE2-H1	TWINAX	—	-222	0.151	0.025	—
AXON	UKT2407-SPC-HSTP-2	TWINAX	*	-223	0.114	0.024	50
BEDEA	TRIAX 11	TRIAX	*	TOO LARGE	0.438	0.055	75
BELDEN	8208	TWINAX	-25	—	0.257	0.047	300V
BELDEN	8212	COAX	-2	-014	0.242	0.032	75
BELDEN	8213	COAX	-6A	-053	0.405	0.064	75
BELDEN	8214	COAX	*	TOO LARGE	0.403	0.108	50
BELDEN	8215	COAX	-6E	-017	0.332	0.028	75
BELDEN	8216	COAX	-5	-003	0.103	0.020	50
BELDEN	8218	COAX	-22	-009	0.150	0.017	75
BELDEN	8219	COAX	-1	-011	0.195	0.037	52
BELDEN	8221	COAX	-2	-013	0.242	0.025	80
BELDEN	8227	TWINAX	-8	—	0.330	0.039	—
BELDEN	8232	TRIAX	-13A	TOO LARGE	0.312	0.032	75
BELDEN	8233	TRIAX	-14	—	0.475	0.064	75
BELDEN	8237	COAX	-6A	—	0.405	0.085	50
BELDEN	8238	COAX	-6A	—	0.405	0.048	75
BELDEN	8240	COAX	-1	-021	0.195	0.032	51.5
BELDEN	8241	COAX	-2	-013	0.242	0.025	75
BELDEN	8259	COAX	-1	-011	0.195	0.040	50
BELDEN	8261	COAX	-6A	—	0.405	0.049	75
BELDEN	8262	COAX	-1	-011	0.192	0.038	50
BELDEN	8263	COAX	-2	-013	0.242	0.023	75
BELDEN	8267	COAX	-6A	—	0.405	0.086	50
BELDEN	8268	COAX	-6B	TOO LARGE	0.425	0.089	50
BELDEN	8279	COAX	-2A	-022	0.220	0.025	75
BELDEN	8281	COAX	-6	-016	0.307	0.030	75
BELDEN	8422	TWINAX	-9	—	0.231	0.025	1000V
BELDEN	8441	TWP	30	—	0.210	0.025	300V
BELDEN	8450	TWINAX	-27	—	0.121	0.025	200V
BELDEN	8451	TWINAX	-23	-210	0.140	0.031	300V
BELDEN	8998	COAX	*	*	0.198	0.032	—
BELDEN	9011	COAX	-6A	-053	0.405	0.064	75
BELDEN	9054	COAX	-2	-014	0.242	0.032	75
BELDEN	9060	COAX	-41	*	0.284	0.040	75
BELDEN	9064	COAX	-6A	—	0.400	0.064	75
BELDEN	9066	COAX	-41	-020	0.275	0.041	75
BELDEN	9068	COAX	-22	-009	0.146	0.016	75
BELDEN	9100	COAX	-2	-014	0.237	0.032	75
BELDEN	9104	COAX	-2A	*	0.243	0.032	75
BELDEN	9108	COAX	*	-014	0.237	0.032	75
BELDEN	9110	COAX	-2	-014	0.242	0.032	75
BELDEN	9112	COAX	-2	—	0.242	0.032	—

Note: * = Special contact factory

CABLE GROUP TABLE

CABLE MANUFACTURER	CABLE NUMBER	CABLE TYPE	WRENCH STYLE	CRIMP STYLE	JACKET SIZE	CONDUCTOR	IMPEDANCE
BELDEN	9114	COAX	-41	-020	0.270	0.040	75
BELDEN	9116	COAX	-41	-020	0.278	0.038	75
BELDEN	9141	COAX	-6	-016	0.304	0.033	75
BELDEN	9146	COAX	4	—	—	—	—
BELDEN	9165	COAX	-2	-013A	0.242	0.030	75
BELDEN	9167	COAX	-2	-014	0.243	0.032	75
BELDEN	9168	COAX	-41	-020	0.275	0.040	75
BELDEN	9169	COAX	-2B	-015	0.249	0.025	93
BELDEN	9170	COAX	-4	*	0.140	0.022	75
BELDEN	9171	COAX	-2	-013A	0.242	0.030	75
BELDEN	9182	TWINAX	*	TOO LARGE	0.350	0.031	150
BELDEN	9192	TRIAx	*	—	—	—	75
BELDEN	9201	COAX	-1	-021	0.193	0.033	52
BELDEN	9203	COAX	-1	-021	0.195	0.035	50
BELDEN	9204	COAX	—	-013	0.241	0.025	75
BELDEN	9207	TWINAX	-8	—	0.330	0.039	100
BELDEN	9209	COAX	-63	-019	0.226	0.022	75
BELDEN	9212	COAX	-6A	—	0.405	0.048	75
BELDEN	9221	COAX	-5	-004	0.102	0.012	75
BELDEN	9222	TRIAx	-7	-306	0.239	0.040	50
BELDEN	9223	COAX	-1	*	0.195	0.030	50
BELDEN	9228	COAX	-2	-013	0.242	0.025	93
BELDEN	9231	COAX	-6	-016	0.304	0.032	75
BELDEN	9232	TRIAx	*	TOO LARGE	—	—	75
BELDEN	9239	COAX	-5	-003	0.104	0.019	50
BELDEN	9240	COAX	-2	-014	0.241	0.032	75
BELDEN	9243	COAX	-2	-014	0.242	0.032	—
BELDEN	9244	COAX	-2	-013	0.242	0.025	73
BELDEN	9248	COAX	-41	-020	0.270	0.036	75
BELDEN	9250	TWINAX	-10	—	0.420	0.046	95
BELDEN	9251	COAX	-6A	—	0.405	0.085	52
BELDEN	9252	COAX	*	-010	0.160	0.030	50
BELDEN	9254	COAX	-22	-009	0.142	0.019	75
BELDEN	9258	COAX	*	—	0.247	0.055	50
BELDEN	9259	COAX	-2A	-023	0.234	0.030	75
BELDEN	9265	COAX	-2	-014	0.242	0.031	75
BELDEN	9266	COAX	-2	-013A	0.245	0.031	—
BELDEN	9267	TRIAx	*	*	0.360	0.032	75
BELDEN	9268	COAX	*	-018	0.260	0.025	93
BELDEN	9271	TWINAX	*	—	0.243	0.020	124
BELDEN	9272	TWINAX	-9	-213	0.242	0.037	78
BELDEN	9273	COAX	-3	-012	0.216	0.035	50
BELDEN	9274	COAX	-2	-014	0.242	0.032	75
BELDEN	9275	COAX	-2	-14	0.242	0.032	75
BELDEN	9284	COAX	-41	-020	0.275	0.040	—
BELDEN	9290	COAX	*	*	0.288	0.037	75

Note: * = Special contact factory

APPENDIX

CABLE GROUP TABLE

CABLE MANUFACTURER	CABLE NUMBER	CABLE TYPE	WRENCH STYLE	CRIMP STYLE	JACKET SIZE	CONDUCTOR	IMPEDANCE
BELDEN	9291	COAX	-2	-013	0.242	0.025	80
BELDEN	9292	COAX	-6A	-053	0.405	0.064	75
BELDEN	9310	COAX	*	-011	0.194	0.035	50
BELDEN	9311	COAX	-1	-011	0.193	0.037	52
BELDEN	9386	COAX	-41	-020	0.275	0.040	—
BELDEN	9448	COAX	-2	-013	0.242	0.025	—
BELDEN	9463	TWINAX	-9	-213	0.240	0.037	78
BELDEN	9555	COAX	-2	-013	0.242	0.023	75
BELDEN	9587	COAX	-41	-020	0.275	0.040	75
BELDEN	9589	COAX	-2	—	0.242	0.032	—
BELDEN	9659	COAX	-2	-013A	0.242	0.030	75
BELDEN	9764	COAX	-6A	—	0.405	0.064	75
BELDEN	9815	TWINAX	-8	—	0.330	0.037	100
BELDEN	9841	TWINAX	-9	-215	0.256	0.025	120
BELDEN	9850	COAX	-6B	—	0.425	0.048	75
BELDEN	9857	COAX	-6A	—	0.405	0.025	125
BELDEN	9859	TWINAX	*	-213	0.243	0.038	78
BELDEN	9860	TWINAX	-46	—	0.440	0.051	124
BELDEN	9861	COAX	-6E	—	0.332	0.057	50
BELDEN	9880	COAX	-48	—	0.405	0.086	50
BELDEN	9888	TRIAx	*	—	0.480	0.108	50
BELDEN	9907	COAX	-1	-011	0.185	0.037	50
BELDEN	9913	COAX	*	-050 (90C)	0.411	0.108	50
BELDEN	9914	COAX	*	TOO LARGE	0.405	0.100	50
BELDEN	9999	TWINAX	—	—	0.185	0.030	78
BELDEN	9999	TWINAX	-33	—	0.187	0.030	78
BELDEN	44319	COAX	*	*	0.298	0.042	75
BELDEN	46899	COAX	-1	*	0.199	0.024	75
BELDEN	81553	TWINAX	-47	-201	0.129	0.024	77
BELDEN	82108	COAX	*	*	0.212	0.032	75
BELDEN	82120	COAX	-34	-024	0.244	0.040	75
BELDEN	82121	COAX	-52	-024	0.240	0.040	75
BELDEN	82240	COAX	*	*	0.159	0.032	53.5
BELDEN	82241	COAX	*	*	0.193	0.023	75
BELDEN	82248	COAX	*	*	0.227	0.041	75
BELDEN	82259	COAX	*	*	0.193	0.030	75
BELDEN	82269	COAX	*	*	0.197	0.025	93
BELDEN	82641	TWINAX	*	—	0.106	0.024	48
BELDEN	82907	COAX	-21	*	0.163	0.036	50
BELDEN	83241	COAX	*	-011	0.187	0.037	50
BELDEN	83242	COAX	-1	-012	0.193	0.039	50
BELDEN	83264	COAX	-5	-004	0.100	0.012	75
BELDEN	83265	COAX	-5A	-001	0.071	0.010	50
BELDEN	83266	COAX	-22	-008	0.141	0.012	95
BELDEN	83267	COAX	-36	-004	0.110	0.012	75

Note: * = Special contact factory

CABLE GROUP TABLE

CABLE MANUFACTURER	CABLE NUMBER	CABLE TYPE	WRENCH STYLE	CRIMP STYLE	JACKET SIZE	CONDUCTOR	IMPEDANCE
BELDEN	83269	COAX	-5	-003	0.100	0.018	50
BELDEN	83284	COAX	-5	-003	0.100	0.021	50
BELDEN	83303	COAX	-44	—	0.075	0.019	600V
BELDEN	83310	TWINAX	-29	-207	0.120	0.031	
BELDEN	83317	TWINAX	*	-223	0.112	0.019	600V
BELDEN	83318	TWINAX	-29	-204	0.132	0.025	600V
BELDEN	83319	TWINAX	*	-221	0.139	0.032	NC
BELDEN	84142	COAX	-1	-021	0.195	0.037	50
BELDEN	84303	COAX	-21	-011	0.170	0.037	50
BELDEN	86262	COAX	-2A	-022	0.220	0.025	93
BELDEN	87108	COAX	-2A	-023	—	—	—
BELDEN	87120	COAX	-52	-024	0.256	0.040	75
BELDEN	88232	TRIAx	*	*	0.247	0.032	75
BELDEN	88240	COAX	*	*	0.159	0.032	53.5
BELDEN	88241	COAX	*	*	0.193	0.023	75
BELDEN	88281	COAX	-41	*	0.270	0.031	75
BELDEN	89108	COAX	-2A	-023	0.218	0.032	75
BELDEN	89120	COAX	-52	*	0.235	0.041	75
BELDEN	89120	COAX		*	0.234	0.041	75
BELDEN	89162	COAX	-2A	-019	—	—	75
BELDEN	89182	TWINAX	-54		0.307	0.031	150
BELDEN	89207	TWINAX	*	TOO LARGE	0.267	0.039	100
BELDEN	89248	COAX	-52	*	0.222	0.040	75
BELDEN	89259	COAX	*	*	0.192	0.031	75
BELDEN	89269	COAX	-2A	-022	0.222	0.025	93
BELDEN	89272	TWINAX	-55	*	0.220	0.039	78
BELDEN	89292	COAX	*	-052	0.348	0.064	75
BELDEN	89555	COAX	-53	-019	0.230	0.023	75
BELDEN	89880	COAX	-50	—	0.375	0.086	50
BELDEN	89907	COAX	-21 (20/90)	*	0.160	0.037	50
BELDEN	89913	COAX	*	TOO LARGE	0.364	0.108	50
BELDEN	89999	TWINAX	*	—	0.178	0.030	78
BELDEN	92289	COAX	*	*	0.204	0.025	—
BELDEN	513945	COAX	—	-052	0.405	0.064	75
BELDEN	533945	COAX	-41	-020	0.266	0.041	75
BELDEN	543945	COAX	*	*	0.232	0.032	75
BELDEN	549945	COAX	—	-023	0.232	0.032	75
BELDEN	551945	COAX	—	-023	0.232	0.030	75
BELDEN	568937	COAX	-36	-027	0.123	0.016	75
BELDEN	573945	COAX	-22	-009	0.146	0.018	75
BELDEN	613948	COAX	—	-025	0.348	0.064	75
BELDEN	633938	COAX	—	*	0.233	0.040	75
BELDEN	633948	COAX	*	*	0.228	0.040	75
BELDEN	633948	COAX	—	*	0.228	0.040	75
BELDEN	643948	COAX	*	*	0.193	0.038	75

Note: * = Special contact factory

CABLE GROUP TABLE

CABLE MANUFACTURER	CABLE NUMBER	CABLE TYPE	WRENCH STYLE	CRIMP STYLE	JACKET SIZE	CONDUCTOR	IMPEDANCE
BELDEN	643948	COAX	—	*	0.193	0.032	75
BELDEN	649948	COAX	—	*	0.199	0.032	75
BELDEN	673948	COAX	*	*	0.146	0.018	75
BELDEN	1151A	COAX	-2	-013A	0.247	0.032	75
BELDEN	1152A	COAX	-41	*	0.280	0.040	75
BELDEN	1153A	COAX	*	—	0.387	0.064	75
BELDEN	1162A	TWINAX	-8	—	0.330	0.037	100
BELDEN	1163A	COAX	-6	-016	—	—	100
BELDEN	1164B	COAX	-22	-009	0.145	0.019	75
BELDEN	1167A	COAX	-22	-009	0.152	0.020	75
BELDEN	1167B	COAX	-22	-009	0.146	0.019	75
BELDEN	1168A	COAX	-141	—	0.141	0.037	—
BELDEN	1186A	COAX	*	*	0.265	0.032	75
BELDEN	1187A	COAX	*	*	0.267	0.032	75
BELDEN	1189A	COAX	*	*	0.298	0.040	75
BELDEN	1223A	COAX	-41	-020	0.275	0.040	75
BELDEN	1263A	COAX	*	-009	0.160	0.021	75
BELDEN	1406B	COAX	-22	-009	0.146	0.019	75
BELDEN	1407B	COAX	-22	-009	0.146	0.019	75
BELDEN	1417B	COAX	—	-009	0.150	0.018	75
BELDEN	1418B	COAX	-22	-009	0.150	0.015	75
BELDEN	1426A	COAX	-2	-014	0.242	0.032	75
BELDEN	1505A	COAX	-2	-025	0.234	0.032	75
BELDEN	1505F	COAX	-2	—	0.242	0.034	75
BELDEN	1506A	COAX	*	*	0.201	0.032	75
BELDEN	1520A	COAX	-5	-004	0.102	0.012	75
BELDEN	1521A	COAX	—	-004	0.560	0.012	75
BELDEN	1522A	COAX	-36	-004	0.107	0.012	75
BELDEN	1523A	COAX	-6A	-053	0.400	0.064	75
BELDEN	1525A	COAX	-6A	TOO LARGE	0.404	0.064	75
BELDEN	1530A	COAX	-41	-020	0.270	0.040	75
BELDEN	1547A	COAX	-41	-020	0.275	0.040	75
BELDEN	1617A	COAX	-6B	TOO LARGE	0.407	0.064	75
BELDEN	1671A	COAX	-86	-003	0.087	0.020	50
BELDEN	1671J	COAX	-31	—	0.127	0.020	50
BELDEN	1672A	COAX	-86	-004	0.087	0.011	75
BELDEN	1672J	COAX	-31	-027	0.127	0.011	75
BELDEN	1673A	COAX	—	—	0.138	0.036	50
BELDEN	1673J	COAX	*	*	0.178	0.037	50
BELDEN	1694A	COAX	-41	-020	0.282	0.040	75
BELDEN	1695A	COAX	*	*	0.235	0.040	75
BELDEN	1696A	TWINAX	*	-215	0.240	0.031	110
BELDEN	1800A	TWINAX	*	-212	0.184	0.024	110
BELDEN	1800B	TWINAX	*	-212	0.180	0.024	110
BELDEN	1800F	TWINAX	-30	—	0.216	0.024	110
BELDEN	1807A	COAX	-5	-004	0.110	0.012	75

Note: * = Special contact factory

CABLE GROUP TABLE

CABLE MANUFACTURER	CABLE NUMBER	CABLE TYPE	WRENCH STYLE	CRIMP STYLE	JACKET SIZE	CONDUCTOR	IMPEDANCE
BELDEN	1808A	COAX	-5	-004	0.110	0.012	75
BELDEN	1809A	COAX	-63	-025	0.234	0.032	75
BELDEN	1824A	COAX	*	*	0.200	0.030	75
BELDEN	1825A	COAX	*	*	0.200	0.030	75
BELDEN	1826A	COAX	*	*	0.200	0.030	75
BELDEN	1828A	COAX	-41	-020	0.270	0.040	75
BELDEN	1829A	COAX	-41	-020	0.270	0.040	75
BELDEN	1855A	COAX	*	*	0.159	0.022	75
BELDEN	1856A	TRIAx	*	TOO LARGE	0.363	0.031	75
BELDEN	1857A	TRIAx	*	TOO LARGE	0.360	0.031	75
BELDEN	1858A	TRIAx	*	TOO LARGE	0.520	0.064	75
BELDEN	1859A	TRIAx	*	TOO LARGE	0.420	0.063	—
BELDEN	1865A	COAX	-22	-09	0.152	0.020	75
BELDEN	1880A	TWINAX	*	-212	0.184	0.024	—
BELDEN	3072F	TWINAX	*	*	0.320	0.046	78
BELDEN	3092A	COAX	-51	*	0.298	0.040	75
BELDEN	4-27046-3265	TWINAX	*	—	0.200	0.023	—
BELDEN	5339b5	COAX	—	-020	0.266	0.040	75
BELDEN	5339Q5	COAX	—	-016	0.298	0.040	75
BELDEN	5399B5	COAX	—	-020	0.270	0.040	75
BELDEN	5439Q5	COAX	—	*	0.265	0.032	75
BELDEN	5539Y5	COAX	—	-022	0.232	0.025	93
BELDEN	6139B8	COAX	—	-052	0.348	0.064	75
BELDEN	6339Q8	COAX	—	-024	0.248	0.040	75
BELDEN	6439C8	COAX	—	*	0.199	0.032	75
BELDEN	6439Q8	COAX	—	-023	0.230	0.032	75
BELDEN	6539Y8	COAX	—	*	0.204	0.025	93
BELDEN	734A1P	COAX	—	*	0.213	0.032	75
BELDEN	734D()	COAX	—	-025	—	—	75
BELDEN	734D()T	COAX	—	-025	—	—	75
BELDEN	734D1	COAX	—	-025	0.235	0.032	75
BELDEN	735A()	COAX	*	-026	—	—	75
BELDEN	735A()T	COAX	*	-026	—	—	75
BELDEN	735A1	COAX	*	-026	0.129	0.016	75
BELDEN	7700A	COAX	-5	-004	0.107	0.012	75
BELDEN	7710A	COAX	-41	-020	0.275	0.040	75
BELDEN	7712A	COAX		*	0.283	0.040	75
BELDEN	7713A	COAX	-41	-020	0.275	0.040	75
BELDEN	7731A	COAX	-6A	-053	0.405	0.064	75
BELDEN	7732A	COAX	*	—	0.356	0.064	75
BELDEN	7733A	COAX	*	TOO LARGE	0.355	0.108	50
BELDEN	7788A	COAX	-4	-009	0.159	0.023	75
BELDEN	7794A	COAX		-023	0.235	0.032	75
BELDEN	7805A	COAX	-5	-003	0.105	0.018	50
BELDEN	7806A	COAX	-1	-011	0.195	0.037	50

Note: * = Special contact factory

CABLE GROUP TABLE

CABLE MANUFACTURER	CABLE NUMBER	CABLE TYPE	WRENCH STYLE	CRIMP STYLE	JACKET SIZE	CONDUCTOR	IMPEDANCE
BELDEN	7807A	COAX	-1	_	0.195	0.044	50
BELDEN	7808A	COAX	*	*	0.240	0.056	50
BELDEN	7809A	COAX	*	*	0.300	0.070	50
BELDEN	7810A	COAX	*	TOO LARGE	0.405	0.108	50
BELDEN	7810R	COAX	*	_	0.405	0.108	50
BELDEN	7855A	COAX	_	_	0.320	0.051	75
BELDEN	8232A	TRIAx	-13A	TOO LARGE	0.315	0.032	75
BELDEN	8233A	TRIAx	-14	_	0.475	0.048	75
BELDEN	8241A	COAX	-2	-013	0.242	0.025	75
BELDEN	8241B	COAX	-2	-013	0.242	0.023	75
BELDEN	8241F	COAX	-2	-013A	0.242	0.030	75
BELDEN	8281B	COAX	-6	-016	0.307	0.030	75
BELDEN	8281F	COAX	-51	-016	0.300	0.033	75
BELDEN	9062A	COAX	-2	-013	0.242	0.025	93
BELDEN	9104P	COAX	_	*	0.203	0.032	75
BELDEN	9116P	COAX	*	*	0.235	0.040	75
BELDEN	9209A	COAX	-2A	-019	0.220	0.022	75
BELDEN	9269_	COAX	-2	-013	0.242	0.025	93
BELDEN	97300 2802	TWINAX	*	-050	0.94	0.012	_
BELDEN	9913F	COAX	*	-050	0.408	0.108	50
BELDEN	9931F	COAX	*	_	0.405	0.108	50
BELDEN	H 121B	COAX	_	*	0.196	0.032	75
BELDEN	M9100	COAX	-2	-014	0.240	0.032	_
BELDEN	M9815	TWINAX	-8	_	_	_	_
BELDEN	PD7163	COAX		-004	0.100	0.010	75
BELDEN	SS895	COAX	-36	-027	0.123	0.016	75
BELDEN	YM23969	COAX	-34	*	0.244	0.033	_
BELDEN	YQ10474	TWINAX	-25	_	0.268	0.032	_
BELDEN	YQ28763	TWINAX	-55	_	0.200	_	_
BELDEN	YQ40343	COAX	-5	-004	0.95	0.012	75
BELDEN	YQ41416	TRIAx	-10	TOO LARGE	0.410	0.063	75
BELDEN	YQ42857	COAX	*	*	0.199	0.035	75
BELDEN	YQ44343	COAX	_	-009	0.142	0.019	75
BELDEN	YR-14910	TWINAX	-29	-202	0.150	0.024	78
BELDEN	YR-15161	TWINAX	-29	_	_	_	_
BELDEN	YR16411	TWINAX	-9	_	0.247	0.023	_
BELDEN	YR-19218	TWINAX	-29	-203	0.150	0.012	124
BELDEN	YR23023	COAX	*	-009	0.160	0.020	75
BELDEN	YR23930	COAX	-2	-014	0.242	0.032	75
BELDEN	YR27110	COAX	-22	-009	0.162	0.021	75
BELDEN	YR27543	TWINAX	-27	*	0.117	0.012	_
BELDEN	YR27772	TWINAX	*	_	0.213	0.026	_
BELDEN	YR28296	TWINAX	_	-203	0.162	0.012	_
BELDEN	YR28314	COAX	*	-009	0.162	0.019	75
BELDEN	YR28365	COAX	-2	-013	0.245	0.025	100
BELDEN	YR28764	TWINAX	*	*	0.383	0.037	_

Note: * = Special contact factory

CABLE GROUP TABLE

CABLE MANUFACTURER	CABLE NUMBER	CABLE TYPE	WRENCH STYLE	CRIMP STYLE	JACKET SIZE	CONDUCTOR	IMPEDANCE
BELDEN	YR39546	TRIAX	*	*	0.370	0.029	75
BELDEN	YR39667	COAX	-22	-009	0.152	0.020	75
BELDEN	YR40974	COAX	-36	-007	0.113	0.012	75
BELDEN	YR41007	COAX	-63	-025	0.235	0.032	75
BELDEN	YR41039	COAX	-22	-009	0.155	0.020	75
BELDEN	YR41679	COAX	_	-014	0.242	0.032	75
BELDEN	YR-44149	COAX	*	*	0.140	0.015	_
BELDEN	YR45056	COAX	*	-026	0.131	0.017	75
BELDEN	YR45301	COAX	*	-026	0.131	0.017	75
BELDEN	YR46359	COAX	_	-023	0.235	0.034	75
BELDEN	YR46400	COAX	-2A	-014	0.242	0.033	75
BELDEN	YR46844	COAX	_	-009	0.155	0.020	75
BELL LABS	G243630-1	COAX	-4	-008	0.155	0.010	_
BELL LABS	G243630-2	COAX	-4	-008	0.155	0.010	_
BERKSHIRE	RG174/U DS	COAX	-31	*	0.125	0.021	50
BERK-TEK	640070	COAX	*	TOO LARGE	0.353	0.064	_
BERK-TEK	BTDC-59D-TT	COAX	-2	_	0.242	0.023	_
BERK-TEK	BTDC-59-TT	COAX	-2	-022	_	_	75
BERK-TEK	BTX-0113-100175	TRIAX	-43	_	0.175	0.011	_
BERK-TEK	E73133	COAX	*	-011	0.185	0.037	_
BERK-TEK	640019	COAX	-50	TOO LARGE	0.375	0.086	50
BICC	2003	COAX	*	-018	0.260	0.023	75
BLACKBOX	ETN59A	COAX	-2	-013	0.242	0.025	75
BOEING	380-10045	TRIAX	-60	-305	0.189	0.012	_
BOEING	443-50120-1	TRIAX	*	_	0.187	0.013	75
BOEING	5720-3280-002	TWINAX	_	-201	0.113	0.024	_
BOEING	D3-7619-9/1144	TRIAX	*	_	_	_	_
BOEING	S280W502	TWINAX	-64	-204	0.140	0.024	_
BOEING	STD0098-16-2SJ	TWINAX	*	TOO LARGE	0.188	0.054	_
BOSCH	SCC3902002-20B	TWINAX	_	-204	0.138	0.027	75
BRAND REX	H816	TWINAX	*	TOO LARGE	0.360	0.040	_
BRAND REX	T-12824	TRIAX	*	TOO LARGE	0.480	0.050	75
BRAND REX	T-13138	TRIAX	*	TOO LARGE	0.461	0.084	_
BRAND REX	T-13913	TWINAX	*	_	0.240	0.039	_
BRAND REX	T-14384	TWINAX	*	TOO LARGE	_	_	_
BRAND REX	T-14670	TWINAX	*	-215	0.237	0.030	_
BRAND REX	T-14922	TRIAX	*	_	0.230	0.029	_
BRAND REX	T-15075	TWINAX	*	TOO LARGE	0.370	0.040	_
BRAND REX	T18-11222-24-2/G-0	TWINAX	-27	-223	0.112	0.023	_
BRAND-REX	A-779	COAX	-5	-004	0.090	0.010	_
BRAND-REX	B-749	COAX	-44	105-1940 (220)	0.080	0.012	_
BRAND-REX	G719	TWINAX	*	_	0.225	0.031	_
BRAND-REX	LS2SWU-1(M24643/33-01UN)	TWINAX	*	_	0.255	0.050	75
BRAND-REX	M17/183-00001	COAX	-1	-011	0.195	0.035	50

Note: * = Special contact factory

CABLE GROUP TABLE

CABLE MANUFACTURER	CABLE NUMBER	CABLE TYPE	WRENCH STYLE	CRIMP STYLE	JACKET SIZE	CONDUCTOR	IMPEDANCE
BRAND-REX	T- 378	COAX	-6	-016	0.312	0.031	_
BRAND-REX	T-10970	TWINAX	_	_	0.154	0.025	77
BRAND-REX	T10971	TWINAX	*	_	0.155	0.025	_
BRAND-REX	T-10971	TWINAX	-24	-221	0.161	0.024	_
BRAND-REX	T-13294	TWINAX	*	TOO LARGE	0.285	0.040	_
BRAND-REX	T-13295	TRIAx	*	_	0.291	0.038	_
BRAND-REX	T-14018	TRIAx	-25A	_	0.250	0.030	_
BRAND-REX	T-2948	TRIAx	-26	_	0.165	0.012	_
BRAND-REX	T-385	COAX	-44	*	0.80	0.012	_
BRENDGEN	GX02273D	COAX	*	-027	0.130	0.09	75
BRITISH STANDARDS	BS 2316	TRIAx	-13A	TOO LARGE	0.335	0.024	72
BRITISH TELECOM	BT2001	COAX	*	*	0.181	0.024	75
BRITISH TELECOM	BT3002	COAX	*	*	0.145	0.012	75
BRITISH TELECOM	BT2003	COAX	*	-018	0.260	0.023	75
BRYANT BROADCAST	BDS01	COAX	-21	*	0.177	0.024	75
C&M WIRE AND CABLE	13637	COAX	-1	-021	0.199	0.036	50
C&M WIRE AND CABLE	P-14983	COAX	-5	-004	0.113	0.016	50
CALMONT	4141	TWINAX	-24	-211	0.168	0.012	_
CANARE	5C2VS	COAX	-6	-016	0.292	0.031	_
CANARE	L-3C2VS	COAX	-3	-019	0.217	0.021	75
CANARE	L-3CFB	COAX	-3	-022	0.217	0.026	75
CANARE	L-4CFB	COAX	-2	-014	0.240	0.032	75
CANARE	L-5CFB	COAX	-6	*	0.303	0.041	75
CANARE	L-7CFB	COAX	-6A	_	0.402	0.059	75
CANARE	LV-61S	COAX	-2	-013	0.240	0.024	75
CANARE	LV-77S	COAX	-6	-016	0.303	0.031	75
CANARE	V3-1.5C	COAX	-5	-004	0.102	0.011	75
CANARE	V3-3C	COAX	-21	*	0.173	0.021	75
CANARE	V3-3CFB	COAX	-21	*	0.173	0.026	75
CANARE	V3-4CFB	COAX	*	*	0.197	0.031	75
CANARE	V3-5C	COAX	-52	*	0.237	0.031	75
CANARE	V3-5CFB	COAX	_	-024	0.256	0.041	75
CANARE	V4-1.5C	COAX	-5	-004	0.102	0.011	75
CANARE	V4-3C	COAX	-21	*	0.173	0.021	75
CANARE	V4-3CFB	COAX	-21	*	0.173	0.026	75
CANARE	V4-4CFB	COAX	*	*	0.197	0.031	75
CANARE	V4-5C	COAX	-52	*	0.237	0.031	75
CANARE	V4-5CFB	COAX	_	-024	0.256	0.041	75
CANARE	V5-1.5C	COAX	-5	-004	0.102	0.011	75
CANARE	V5-3C	COAX	-21	*	0.173	0.021	75
CANARE	V5-3CFB	COAX	-21	*	0.173	0.026	75
CANARE	V5-4CFB	COAX	*	*	0.197	0.031	75
CANARE	V5-5C	COAX	-52	*	0.237	0.031	75
CANARE	V5-5CFB	COAX	_	-024	0.256	0.041	75
CANFORD	36-332 VCM RED	COAX	_	*	0.145	0.020	75
CANFORD	PSF 1/3	COAX	-2B	-015	0.250	0.024	75

Note: * = Special contact factory

CABLE GROUP TABLE

CABLE MANUFACTURER	CABLE NUMBER	CABLE TYPE	WRENCH STYLE	CRIMP STYLE	JACKET SIZE	CONDUCTOR	IMPEDANCE
CANFORD VIDEO	BBC PSF1/2M	COAX	_	-016	0.295	0.032	75
CANFORD VIDEO	BBC PSF1/3M	COAX	-2B	-015	0.252	0.024	75
CAROL	C5770	COAX	-2	-022	0.238	0.026	_
CAROL	C5779	COAX	*	-011	0.190	0.040	50
CAROL	C8000	TWINAX	-8	_	0.326	0.036	_
CASCO	2C227NPCSN	TWINAX	-45	_	_	_	_
CCI	2592A	COAX	-2	-013	0.242	0.025	73
CDT	CT100	COAX	-34	-024	0.253	0.039	75
CDT	CT100(RBS)	COAX	-6E	*	0.315	0.039	75
CHAMPLAIN	11-02789	TWINAX	*	-221	0.160	0.030	_
CHAMPLAIN	51-04496	TWINAX	-47	_	_	_	_
CHAMPLAIN	81-00440	TWINAX	-27	*	0.118	0.019	_
CHAMPLAIN	81-00544	120	*	_	0.136	0.021	TWINAX
CHAMPLAIN	NDBC-TFE-22-2SJ-75	TWINAX	-45	*	0.160	0.031	75
CHRYSLER TECHNOLOGIES	JW000043	TWINAX	_	*	0.168	0.025	77
CLARK	CV7559	COAX	-2	-014	0.242	0.032	75
CLARK WIRE	RG6-SD	COAX	-41	-020	0.275	0.041	75
CLARK WIRE & CABLE	CV752-PLEN	COAX	*	*	0.278	0.032	_
CLARK WIRE & CABLE	CV75SM	COAX	*	-009	0.157	0.018	_
CLARK WIRE & CABLE	TV559	TRIAX	*	_	0.360	0.030	75
CLARK WIRE & CABLE	TV7559	TRIAX	*	*	0.360	0.031	_
CLARK WIRE & CABLE	CV7559	COAX	_	-014	0.242	0.032	75
COAXCO	1102	TRIAX	*	_	0.145	0.019	_
COAXCO	1258	COAX	-44	*	0.084	0.013	_
COAXCO	0592-18	TRIAX	-23	*	0.138	0.021	_
COAXCO	33-1010-00-02	TRIAX	-23	*	0.144	0.024	75
COAXCO	33-1102-00-02	TRIAX	-23	_	0.142	0.021	_
COAXCO	33-1102-00-99	TRIAX	-23	*	0.144	0.021	_
COLEMAN	99901	COAX	_	-051	0.348	0.064	75
COLEMAN	821003	COAX	_	-051	0.348	0.064	75
COLEMAN	821005	COAX	_	-051	0.348	0.064	75
COLEMAN	921019	COAX	_	-020	0.268	0.040	75
COLEMAN	988423	COAX	-3	-012	0.212	0.035	50
COLEMAN CABLE	92005	COAX	-2	-013	0.242	0.025	75
COLEMAN/CCI	92004-XX-08	COAX	-2	-013	0.240	0.025	75
COLEMAN	99969	COAX	*	*	0.200	0.032	75
COMMSCOPE	5905	COAX	-6A	-051	0.405	0.048	75
COMMSCOPE	85	COAX	_	_	0.362	0.0106	50
COMMSCOPE	216	COAX	_	_	0.362	0.0106	50
COMMSCOPE	222	COAX	-4	-009	0.155	0.024	75
COMMSCOPE	232	COAX	-4	-009	0.155	0.024	75
COMMSCOPE	242	COAX	-6A	_	0.415	0.064	75
COMMSCOPE	322	COAX	*	-009	0.160	0.020	_
COMMSCOPE	332	COAX	-4	-009	0.155	0.024	75
COMMSCOPE	355	COAX	_	_	0.382	0.064	75
COMMSCOPE	356	COAX	-6A	_	0.415	0.064	75

Note: * = Special contact factory

CABLE GROUP TABLE

CABLE MANUFACTURER	CABLE NUMBER	CABLE TYPE	WRENCH STYLE	CRIMP STYLE	JACKET SIZE	CONDUCTOR	IMPEDANCE
COMMSCOPE	357	COAX		-024	0.260	0.040	75
COMMSCOPE	358	COAX	-41	-020	0.280	0.040	75
COMMSCOPE	401	COAX	-22	-009	0.155	0.020	75
COMMSCOPE	2035	COAX	*	-026	0.127	0.016	75
COMMSCOPE	2446	TWINAX	*	TOO LARGE	0.435	0.051	—
COMMSCOPE	3104	COAX	-1	-011	0.188	0.037	50
COMMSCOPE	3130	COAX	-1	-021	0.201	0.032	50
COMMSCOPE	3135	COAX	-1	-021	0.199	0.035	50
COMMSCOPE	3136	COAX	-1	-011	0.199	0.037	50
COMMSCOPE	3139	COAX	-1	-021	0.202	0.031	50
COMMSCOPE	3140	COAX	-1	-021	0.195	0.033	50
COMMSCOPE	3141	COAX	-41	-020	0.272	0.040	75
COMMSCOPE	3222	COAX	*	TOO LARGE	0.412	0.106	50
COMMSCOPE	3226	COAX	*	TOO LARGE	0.412	0.106	50
COMMSCOPE	3227	COAX	*	—	0.412	0.106	50
COMMSCOPE	3228	COAX	*	—	0.412	0.106	50
COMMSCOPE	3229	COAX	*	—	0.412	0.106	50
COMMSCOPE	3246	COAX	-6B	—	0.418	0.086	50
COMMSCOPE	3247	COAX	-6B	—	0.418	0.086	50
COMMSCOPE	3249	COAX	-6B	—	0.413	0.086	50
COMMSCOPE	3250	COAX	-48	TOO LARGE	0.413	0.086	50
COMMSCOPE	5060	COAX	-6	*	0.308	0.040	75
COMMSCOPE	5061	COAX	-41	*	0.264	0.040	75
COMMSCOPE	5065	COAX	—	-009	0.160	0.020	92
COMMSCOPE	5535	COAX	*	-026	0.128	0.017	75
COMMSCOPE	5540	COAX	*	*	0.269	0.032	75
COMMSCOPE	5550	COAX	-2	-013	0.242	0.025	75
COMMSCOPE	5551	COAX	-2	-015	0.250	0.025	75
COMMSCOPE	5553	COAX	-2	-014	0.250	0.032	75
COMMSCOPE	5554	COAX	-2	-014	0.250	0.032	75
COMMSCOPE	5555	COAX	-2	-015	0.250	0.025	80
COMMSCOPE	5559	COAX	-2	-013	0.242	0.025	75
COMMSCOPE	5560	COAX	-2	-015	0.250	0.025	73
COMMSCOPE	5563	COAX	-2	-013	0.250	0.023	75
COMMSCOPE	5565	COAX	-2	-014	0.242	0.032	75
COMMSCOPE	5567	COAX	-2	-014	0.250	0.032	75
COMMSCOPE	5569	COAX	-2	-014	0.250	0.032	75
COMMSCOPE	5571	COAX	-2	-014	0.248	0.032	75
COMMSCOPE	5572	COAX	-2	-014	0.248	0.032	75
COMMSCOPE	5573	COAX	-2	-014	0.246	0.032	75
COMMSCOPE	5574	COAX	-2	-014	0.248	0.032	75
COMMSCOPE	5575	COAX	-2	-014	0.246	0.032	75
COMMSCOPE	5585	COAX	-2	-014	0.242	0.032	75
COMMSCOPE	5586	COAX	-2	-014	0.247	0.032	75
COMMSCOPE	5589	COAX	-2A	-022	0.235	0.025	75
COMMSCOPE	5700	COAX	-41	-020	0.280	0.040	75

Note: * = Special contact factory

CABLE GROUP TABLE

CABLE MANUFACTURER	CABLE NUMBER	CABLE TYPE	WRENCH STYLE	CRIMP STYLE	JACKET SIZE	CONDUCTOR	IMPEDANCE
COMMSCOPE	5701	COAX	-41	-020	0.280	0.040	75
COMMSCOPE	5702	COAX	-41	-020	0.280	0.040	75
COMMSCOPE	5713	COAX	*	*	0.290	0.040	75
COMMSCOPE	5714	COAX	-41	-020	0.280	0.040	75
COMMSCOPE	5715	COAX	-41	-020	0.280	0.040	75
COMMSCOPE	5720	COAX	-41	-020	0.280	0.040	75
COMMSCOPE	5721	COAX	-41	-020	0.272	0.040	75
COMMSCOPE	5723	COAX	-41	-020	0.272	0.040	75
COMMSCOPE	5725	COAX	-41	-020	0.276	0.040	75
COMMSCOPE	5727	COAX	-41	-020	0.280	0.040	75
COMMSCOPE	5728	COAX	-41	-020	0.280	0.040	75
COMMSCOPE	5729	COAX	-41	-020	0.280	0.040	75
COMMSCOPE	5730	COAX	-41	-020	0.280	0.040	75
COMMSCOPE	5731	COAX	-41	-020	0.272	0.040	75
COMMSCOPE	5737	COAX	-41	-020	0.280	0.040	75
COMMSCOPE	5738	COAX	-41	-020	0.272	0.040	75
COMMSCOPE	5740	COAX	-6	*	0.308	0.040	75
COMMSCOPE	5742	COAX	-6	*	0.308	0.040	75
COMMSCOPE	5750	COAX	-6	*	0.308	0.040	75
COMMSCOPE	5765	COAX	-41	-020	0.280	0.040	75
COMMSCOPE	5781	COAX	-6	*	0.306	0.040	75
COMMSCOPE	5782	COAX	-6	*	0.308	0.040	75
COMMSCOPE	5786	COAX	-41	-020	0.280	0.040	75
COMMSCOPE	5787	COAX	-41	-020	0.272	0.040	75
COMMSCOPE	5788	COAX	-41	-020	0.280	0.40	75
COMMSCOPE	5789	COAX	-41	-020	0.272	0.040	75
COMMSCOPE	5790	COAX	-41	-020	0.272	0.040	75
COMMSCOPE	5901	COAX	-6A	-053	0.405	0.064	75
COMMSCOPE	5902	COAX	-6A	_	0.415	0.064	75
COMMSCOPE	5903	COAX	-6A	-053	0.405	0.064	75
COMMSCOPE	5904	COAX	-6A	-053	0.405	0.064	75
COMMSCOPE	5906	COAX	-6A	-053	0.405	0.064	75
COMMSCOPE	5908	COAX	-6A	-051	0.405	0.048	75
COMMSCOPE	5909	COAX	-6A	-051	0.405	0.048	75
COMMSCOPE	5910	COAX	-6A	-052	0.395	0.064	75
COMMSCOPE	5912	COAX	-6A	-052	0.395	0.064	75
COMMSCOPE	5913	COAX	-6A	-053	0.405	0.064	75
COMMSCOPE	5914	COAX	-6A	-053	0.405	0.064	75
COMMSCOPE	5914	COAX	-6A	_	0.415	0.064	75
COMMSCOPE	5915	COAX	-6A	-053	0.405	0.064	75
COMMSCOPE	5916	COAX	-6A	-053	0.405	0.064	75
COMMSCOPE	5917	COAX	-6A	-053	0.405	0.064	75
COMMSCOPE	5918	COAX	-6A	_	0.412	0.064	75
COMMSCOPE	5920	COAX	-6A	-053	0.405	0.064	75
COMMSCOPE	5920	COAX	-6A	_	0.415	0.064	75
COMMSCOPE	5940	COAX	-6A	-053	0.405	0.064	75

Note: * = Special contact factory

CABLE GROUP TABLE

CABLE MANUFACTURER	CABLE NUMBER	CABLE TYPE	WRENCH STYLE	CRIMP STYLE	JACKET SIZE	CONDUCTOR	IMPEDANCE
COMMSCOPE	5950	COAX	-6A	-053	0.415	0.064	75
COMMSCOPE	5950	COAX	-6A	-053	0.405	0.064	75
COMMSCOPE	5951	COAX	-6A	_	0.405	0.064	75
COMMSCOPE	5952	COAX	-6A	_	0.415	0.064	75
COMMSCOPE	5953	COAX	-6A	_	0.415	0.064	75
COMMSCOPE	6200	COAX	-2	-015	0.242	0.025	92
COMMSCOPE	6201	COAX	-2	-013	0.242	0.025	93
COMMSCOPE	6205	COAX	*	-018	0.260	0.025	93
COMMSCOPE	6605	COAX	*	-018	0.267	0.025	93
COMMSCOPE	6608	COAX	-2	-015A	0.249	0.025	93
COMMSCOPE	6609	COAX	-2	-015A	0.249	0.025	93
COMMSCOPE	6611	COAX	-2	-015A	0.242	0.025	93
COMMSCOPE	6612	COAX	-2	-015A	0.242	0.025	93
COMMSCOPE	6615	COAX	-2	-015A	0.249	0.025	93
COMMSCOPE	7500	COAX	-6	-016	0.304	0.032	75
COMMSCOPE	7501	COAX	-6	-016	0.304	0.032	75
COMMSCOPE	7503	COAX	-6	-016	0.304	0.032	75
COMMSCOPE	7505	COAX	-6	-016	0.305	0.032	75
COMMSCOPE	7506	COAX	-6	-016	0.304	0.033	75
COMMSCOPE	7510	COAX	-6	-016	0.304	0.031	75
COMMSCOPE	7530	COAX	_	-054	0.318	0.051	75
COMMSCOPE	7536	COAX	-4	-009	0.150	0.023	75
COMMSCOPE	7537	COAX	-4	-009	0.154	0.023	75
COMMSCOPE	7538	COAX	-37	-009	0.159	0.022	75
COMMSCOPE	7551	COAX	-41	-020	0.272	0.040	75
COMMSCOPE	7573	COAX	-2A	-022	0.220	0.027	75
COMMSCOPE	7713	COAX	*	TOO LARGE	0.405	0.096	50
COMMSCOPE	7713	COAX	-6A	_	0.413	0.086	50
COMMSCOPE	7714	COAX	-6B	TOO LARGE	0.425	0.089	75
COMMSCOPE	7714	COAX	-6B	_	0.432	0.088	50
COMMSCOPE	7715	COAX	-6B	_	0.432	0.088	50
COMMSCOPE	7723	COAX	-3	-012	0.212	0.036	50
COMMSCOPE	7725	COAX	*	-023	0.220	0.036	50
COMMSCOPE	7726	COAX	-3	-012	0.220	0.036	50
COMMSCOPE	7810	TRIAX	*	TOO LARGE	0.325	0.032	75
COMMSCOPE	7811	TRIAX	_	_	0.360	0.032	75
COMMSCOPE	7815	TRIAX	_	_	0.480	_	50
COMMSCOPE	7820	TRIAX	_	_	0.475	0.064	75
COMMSCOPE	7825	TRIAX	_	_	0.520	0.071	75
COMMSCOPE	7826	TRIAX	*	TOO LARGE	0.519	0.068	_
COMMSCOPE	7901	TWINAX	*	TOO LARGE	0.334	0.038	100
COMMSCOPE	9012	TWINAX	-9	_	0.241	0.037	78
COMMSCOPE	57603	COAX	-41	-020	0.272	0.040	75
COMMSCOPE	57604	COAX	-41	-020	0.272	0.040	75
COMMSCOPE	57605	COAX	-41	-020	0.272	0.040	75
COMMSCOPE	72001	COAX	-22	-009	0.155	0.020	75

Note: * = Special contact factory

CABLE GROUP TABLE

CABLE MANUFACTURER	CABLE NUMBER	CABLE TYPE	WRENCH STYLE	CRIMP STYLE	JACKET SIZE	CONDUCTOR	IMPEDANCE
COMMSCOPE	72012	COAX	-22	-009	0.155	0.020	75
COMMSCOPE	72312	COAX	*	-026	0.127	0.016	75
COMMSCOPE	73501	COAX	*	-026	0.130	0.016	75
COMMSCOPE	73502	COAX	*	-026	0.130	0.016	75
COMMSCOPE	73503	COAX	*	-026	0.130	0.016	75
COMMSCOPE	73506	COAX	*	-026	0.127	0.016	75
COMMSCOPE	73508	COAX	*	-026	0.127	0.016	75
COMMSCOPE	73509	COAX	*	-026	0.127	0.016	75
COMMSCOPE	73512	COAX	*	-026	0.126	0.015	75
COMMSCOPE	75603	COAX	_	-009	0.150	0.022	75
COMMSCOPE	75604	COAX	_	-009	0.150	0.022	75
COMMSCOPE	556510	COAX	-2	-014	0.242	0.032	75
COMMSCOPE	576503	COAX	-41	-020	0.272	0.040	75
COMMSCOPE	576504	COAX	-41	-020	0.272	0.040	75
COMMSCOPE	576505	COAX	-41	-020	0.272	0.040	75
COMMSCOPE	753603	COAX	-4	-009	0.150	0.022	75
COMMSCOPE	753604	COAX	-4	-009	0.150	0.022	75
COMMSCOPE	753605	COAX	-4	-009	0.150	0.022	75
COMMSCOPE	0132K	COAX	*	-024	0.242	0.040	75
COMMSCOPE	0132V	COAX	*	-024	0.242	0.040	75
COMMSCOPE	0219K	COAX	-1	-012	0.200	0.036	50
COMMSCOPE	0243K	COAX	_	_	0.277	0.064	75
COMMSCOPE	0247K	COAX	-41	-020	0.268	0.040	75
COMMSCOPE	0247V	COAX	-41	-020	0.268	0.040	75
COMMSCOPE	0359K	COAX	*	-024	0.241	0.041	75
COMMSCOPE	0359K	COAX	*	-024	0.241	0.041	75
COMMSCOPE	2020K	COAX	*	*	0.209	0.032	75
COMMSCOPE	2020V	COAX	*	*	0.209	0.032	75
COMMSCOPE	2022K	COAX	-2	-023	0.239	0.032	75
COMMSCOPE	2022V	COAX	-2	-23	0.239	0.032	75
COMMSCOPE	2037V	COAX	*	*	0.199	0.032	75
COMMSCOPE	2039K	COAX	*	*	0.199	0.032	75
COMMSCOPE	2039V	COAX	*	*	0.199	0.032	75
COMMSCOPE	2040K	COAX	*	*	0.197	0.025	75
COMMSCOPE	2040V	COAX	*	*	0.197	0.025	75
COMMSCOPE	2041K	COAX	*	*	0.205	0.023	75
COMMSCOPE	2045K	COAX	*	*	0.209	0.032	75
COMMSCOPE	2045V	COAX	*	*	0.209	0.032	75
COMMSCOPE	2054K	COAX	_	*	0.161	0.032	75
COMMSCOPE	2065V	COAX	*	*	0.199	0.032	75
COMMSCOPE	2068K	COAX	-63	-025	0.219	0.032	_
COMMSCOPE	2096K	COAX	*	*	0.205	0.032	75
COMMSCOPE	2100K	COAX	-21	*	0.169	0.032	50
COMMSCOPE	2100V	COAX	-21	*	0.169	0.032	53
COMMSCOPE	2104K	COAX	*	*	0.166	0.037	50
COMMSCOPE	2104V	COAX	*	*	0.166	0.037	50

Note: * = Special contact factory

CABLE GROUP TABLE

CABLE MANUFACTURER	CABLE NUMBER	CABLE TYPE	WRENCH STYLE	CRIMP STYLE	JACKET SIZE	CONDUCTOR	IMPEDANCE
COMMSCOPE	2125K	COAX	-1	-012	0.200	0.036	50
COMMSCOPE	2227K	COAX	-41	-020	0.264	0.040	75
COMMSCOPE	2227V	COAX	-41	*	0.264	0.040	75
COMMSCOPE	2229V	COAX	-41	-020	0.268	0.040	75
COMMSCOPE	2249K	COAX	*	*	0.204	0.025	93
COMMSCOPE	2249V	COAX	*	*	0.206	0.025	93
COMMSCOPE	2250K	COAX	*	*	0.214	0.025	93
COMMSCOPE	2250V	COAX	*	*	0.214	0.025	93
COMMSCOPE	2251K	COAX	*	*	0.207	0.025	93
COMMSCOPE	2274V	COAX	*	-024	0.241	0.040	75
COMMSCOPE	2275K	COAX	*	-024	0.241	0.040	75
COMMSCOPE	2275V	COAX	*	-024	0.241	0.040	75
COMMSCOPE	2276V	COAX	*	-024	0.241	0.040	75
COMMSCOPE	2277K	COAX	*	*	0.233	0.040	75
COMMSCOPE	2277V	COAX	*	*	0.233	0.040	75
COMMSCOPE	2278K	COAX	*	-024	0.242	0.040	75
COMMSCOPE	2279K	COAX	*	*	0.237	0.040	75
COMMSCOPE	2279V	COAX	*	*	0.237	0.040	75
COMMSCOPE	2281K	COAX	*	TOO LARGE	0.347	0.089	50
COMMSCOPE	2282K	COAX	_	_	0.359	0.064	75
COMMSCOPE	2285K	COAX	*	TOO LARGE	0.359	0.064	75
COMMSCOPE	2286K	COAX	_	_	0.353	0.064	75
COMMSCOPE	2287K	COAX	*	TOO LARGE	0.380	0.064	75
COMMSCOPE	2288K	COAX	_	_	0.378	0.064	75
COMMSCOPE	2291K	TWINAX	-25	_	0.260	0.039	100
COMMSCOPE	2312K	COAX	_	_	0.534	0.109	75
COMMSCOPE	2426K	COAX	_	_	0.355	0.106	50
COMMSCOPE	2427K	COAX	_	_	0.362	0.106	50
COMMSCOPE	2525K	COAX	*	-016	0.290	0.031	75
COMMSCOPE	2527K	COAX	-41	*	0.279	0.032	75
COMMSCOPE	4022(K)	TWINAX	*	_	0.219	0.038	78
COMMSCOPE	425-0256	COAX	_	-025	0.240	0.033	75
COMMSCOPE	5060F	COAX	-6	*	0.308	0.040	75
COMMSCOPE	5060R	COAX	-6	*	0.308	0.040	75
COMMSCOPE	5550M	COAX	-2	-013A	0.242	0.030	75
COMMSCOPE	5568M	COAX	*	-025	0.240	0.033	_
COMMSCOPE	5726R	COAX	-41	-020	0.276	0.041	75
COMMSCOPE	5740F	COAX	-6	*	0.308	0.038	75
COMMSCOPE	5740H1	COAX	-6	*	0.308	0.040	75
COMMSCOPE	5740R	COAX	-6	*	0.308	0.040	75
COMMSCOPE	5913R	COAX	-6A	_	0.415	0.064	75
COMMSCOPE	5916R	COAX	-6A	TOO LARGE	0.415	0.064	75
COMMSCOPE	720T1	COAX	-22	-009	0.155	0.020	75
COMMSCOPE	720T2	COAX	-22	-009	0.155	0.020	75
COMMSCOPE	734C()	COAX	-63	-025	0.236	0.032	75
COMMSCOPE	734C1H	COAX	-63	-025	0.236	0.032	75

Note: * = Special contact factory

CABLE GROUP TABLE

CABLE MANUFACTURER	CABLE NUMBER	CABLE TYPE	WRENCH STYLE	CRIMP STYLE	JACKET SIZE	CONDUCTOR	IMPEDANCE
COMMSCOPE	734C1P	COAX	-63	*	0.219	0.032	75
COMMSCOPE	734S()	COAX	-63	-025	0.236	0.032	75
COMMSCOPE	734S1H	COAX	-63	-025	0.236	0.032	75
COMMSCOPE	734ST	COAX	-63	-025	0.236	0.032	75
COMMSCOPE	734STH	COAX	-63	-025	0.236	0.032	75
COMMSCOPE	735(#)	COAX	*	-026	0.130	0.016	75
COMMSCOPE	735()H	COAX	*	-026	0.129	0.016	75
COMMSCOPE	735()P	COAX	*	-026	0.127	0.016	75
COMMSCOPE	73501B	COAX	_	-026	0.137	0.016	75
COMMSCOPE	73501H	COAX	*	-026	0.127	0.016	75
COMMSCOPE	73501S	COAX	_	*	0.137	0.016	75
COMMSCOPE	73502H	COAX	*	-026	0.127	0.016	75
COMMSCOPE	735T()H	COAX	*	-026	0.129	0.016	75
COMMSCOPE	735T2	COAX	*	-026	0.126	0.016	75
COMMSCOPE	F1160BV	COAX	-6A	*	0.395	0.064	75
COMMSCOPE	F1160BVV	COAX	-6A	*	0.395	0.064	75
COMMSCOPE	F11SSEF	COAX	-6A	_	0.405	0.064	75
COMMSCOPE	F11SSVV	COAX	-6A	TOO LARGE	0.395	0.064	_
COMMSCOPE	F59 HEC T/CU	COAX	*	*	0.270	0.032	75
COMMSCOPE	F59 HEC/3-22	COAX	*	*	0.265	0.032	75
COMMSCOPE	F59 HEC-2	COAX	*	*	0.265	0.032	75
COMMSCOPE	F5967BVM	COAX	-2	-014	0.240	0.032	75
COMMSCOPE	F5967BVV	COAX	-2	-014	0.240	0.032	75
COMMSCOPE	F59SSEF	COAX	*	*	0.265	0.032	75
COMMSCOPE	F59SSV	COAX	*	*	0.272	0.033	75
COMMSCOPE	F660BVV	COAX	-41	-020	0.272	0.040	75
COMMSCOPE	F6SSEF	COAX	-6	*	0.300	0.040	75
COMMSCOPE	F6SSVM-APDI-22-APD	COAX	_	-020	0.281	0.040	75
COMMSCOPE	F6SSVR	COAX	*	*	0.300	0.040	75
COMMSCOPE	F6SSVV	COAX	*	*	0.300	0.040	75
COMMSCOPE	F6SSVX	COAX	*	*	0.298	0.040	75
COMMSCOPE	HEC/3-22	COAX	*	*	0.265	0.032	75
COMMSCOPE	HEC-2	COAX	*	*	0.265	0.032	75
COMMSCOPE	OP73801DB	COAX	-6	*	0.290	0.040	75
COMMSCOPE	S59 HEC	COAX	*	*	0.269	0.023	75
COMMSCOPE	VDM230	COAX	_	-009	0.171	0.023	75
COMMSCOPE	WBC-240(R)	COAX	*	*	0.240	0.056	50
COMMSCOPE	WBC-300(R)	COAX	-6	*	0.070	0.070	50
COMMSCOPE NETWORK CABLE	73608 8/30 AWG	COAX	*	*	0.112	0.012	75
COMMSCOPE	5726	COAX	-41	-020	0.272	0.040	74
COMPOSITE VIDEO	VA-2/2	COAX	_	-009	_	_	75
COMPREHENSIVE VIDEO	CVC-59STXF	COAX	-2	-023	0.236	0.031	75
CONDUMEX	77827876	COAX	*	*	0.183	0.021	_
CONDUMEX	801289	COAX	_	*	0.304	0.040	75
CONSOLIDATED	4459	COAX	-5	-003	0.105	0.019	50
CONSOLIDATED	4462	TRIAx	*	_	0.485	0.091	50

Note: * = Special contact factory

CABLE GROUP TABLE

CABLE MANUFACTURER	CABLE NUMBER	CABLE TYPE	WRENCH STYLE	CRIMP STYLE	JACKET SIZE	CONDUCTOR	IMPEDANCE
CONTEL	1429425182	TWINAX	*	—	0.194	0.025	—
COONER WIRE	AS 450-3075SR	COAX	-36	—	0.097	0.012	75
COONER WIRE	AS450-3000SR	COAX	-44	*	0.070	0.012	—
COONER WIRE	AS471	COAX	-5A	—	0.065	0.012	—
COONER WIRE	CW2040-2675 SR	COAX	—	-026	0.136	0.019	75
CPI	33-1102-00-02	TRIAX	—	*	0.145	0.023	40
CUSHCRAFT	90262	COAX	-1	-011	0.195	0.039	50
DABURN	D-43M	TWINAX	-25	—	0.265	0.019	—
DEARBORN	2498	TWINAX	-8	TOO LARGE	0.333	0.037	100
DEC	FEP 17-01246-01/02/03	COAX	-3	-011	—	—	—
DEC	FEP17-0246-01/02	COAX	-3	-011	—	—	—
DEC	FEP17-0248-01/02	COAX	-3	-011	—	—	—
DELCO	1354	COAX	-51	-016	0.303	0.033	75
DELCO	91783	COAX	-21	-021	0.194	0.036	50
DELCO	389636	COAX	*	-016	0.309	0.031	75
DELCO	396121	COAX	—	-009	0.161	0.024	75
DELCO	396121	COAX	-4	-009	0.161	0.019	75
DELCO	396191	COAX	—	-009	0.161	0.024	75
DOD	DOD-DNA-RF-21	TWINAX	*	—	0.260	0.022	—
DRAKA	0.6/3.7	COAX	—	-022	0.237	0.024	75
DRAKA	IMAGE720	COAX	—	-019	0.232	0.031	75
DRAKA USA	7341101	COAX	*	*	0.298	0.040	75
DRAKA USA	7341102	COAX	*	*	0.298	0.040	75
DRAKA-HELEX	32448A	COAX	—	-030	—	—	75
DRAKE	IMAGE1000	COAX	—	-020	0.268	0.039	75
DYTRAN	6425A03	COAX	-1	-011	0.193	0.037	50
ECS	322001	TRIAX	—	-306	0.240	0.037	50
ECS	322401	TRIAX	—	*	0.255	0.025	75
ECS	352001	COAX	-21	*	0.162	0.042	50
ECS	392402	TWINAX	-24	*	0.162	0.024	100
ECS	632101	TRIAX	-43	—	0.169	0.034	—
ECS	3C178TX-C	TRIAX	*	—	0.125	0.013	50
ELECTRONIC CABLE	412301-75	COAX	—	-009	0.150	0.023	75
EMTEQ	D12502-200	TWINAX	-33	-224	0.205	0.026	—
EMTEQ	PFLX200-100	COAX	-3	-012	0.205	0.039	50
EMTEQ	TFLX130-100	COAX	—	—	0.130	0.030	50
ENDEVCO	3090C	COAX	-5B	-001	0.090	0.012	50
ENDEVCO	PS6960	TWINAX	*	—	0.190	0.037	—
ERICSSON	1301-TZC 751 08	TRIAX	*	-305	0.177	0.012	—
ERICSSON	1301-TZE 101 09	COAX	—	*	0.140	0.013	75
ERICSSON	TZC 750 24	COAX	-22	*	0.143	0.012	75
ERICSSON	TZC 751 08	TRIAX	*	-305	0.179	0.012	—
ESA/SCC	3902/002 VARIANT 20	TWINAX	—	-204	0.149	0.026	75
ESA/SCC	3902/002-06	COAX	*	-006	0.114	0.019	75
ESSEX	1000	COAX	-6A	—	0.405	0.085	—
ESSEX	21-004	COAX	-6A	—	0.405	0.085	—

Note: * = Special contact factory

CABLE GROUP TABLE

CABLE MANUFACTURER	CABLE NUMBER	CABLE TYPE	WRENCH STYLE	CRIMP STYLE	JACKET SIZE	CONDUCTOR	IMPEDANCE
ESSEX	21-025	COAX	-2	—	0.242	0.025	—
ESSEX	21-204	TRIAX	-42	—	0.285	0.036	—
ESSEX	21-529	TRIAX	-14	—	0.460	0.049	—
ESSEX	21-537	COAX	-1	-011	0.195	0.036	—
ESSEX	21-541	COAX	-2	-013	0.242	0.025	—
ESSEX	21-583	TRIAX	-15	TOO LARGE	0.490	0.085	53
ESSEX	21-597	COAX	-22	-009	0.150	0.017	—
ESSEX	21-780	COAX	-6B	—	0.420	0.087	—
ESSEX	21-795	COAX	-2	—	0.242	0.023	—
ESSEX	421-098	COAX	-22	-008	0.145	0.012	—
ESSEX	421-111	COAX	-22	-008	0.155	0.012	—
ESSEX	421-176	COAX	-1	—	0.195	0.039	—
ESSEX	621-100	COAX	-6A	—	0.405	0.064	—
ESSEX	621-106	TRIAX	-7	—	0.242	0.025	—
ESSEX	621-243	COAX	-41	—	0.270	0.040	—
ESSEX	621-284	COAX	-41	—	0.270	0.040	—
ESSEX	621-715	COAX	-1	*	0.195	0.025	—
EUROCABLE	LKRX75S2D4	COAX	-22	-009	0.157	0.020	75
EXTRON	22-021-01	COAX	-5	-003	—	—	—
EXTRON	22-032-02/-03	COAX	*	*	0.107	0.016	75
EZ FORM CABLE CORP	EZ FLEX 402	COAX	-21	*	0.163	0.036	50
FARINON	003-R003	COAX	-37	-009	0.162	0.020	75
FILECA	F2703-51	TWINAX	—	-217	—	—	—
FILECA	F27-09/9	TWINAX	*	—	0.176	0.031	—
FILOTEX	11820	TRIAX	*	—	0.283	0.037	50
FILOTEX	63247	TWINAX	—	-212	0.179	0.025	—
FILOTEX	96770	TWINAX	-47	—	0.142	0.024	—
FILOTEX	374693	COAX	-22	-009	0.149	0.020	—
FILOTEX	ET39110ED2	TRIAX	-15	TOO LARGE	0.490	0.064	—
FILOTEX	L910/39	COAX	-22	-009	0.155	0.020	—
FILOTEX	L910-42	COAX	-22	-009	0.155	0.020	—
FILOTEX	SP 68150	TWINAX	—	*	0.180	0.027	125
FILOTEX	SP714	TRIAX	-23	—	0.138	0.012	75
FLEXTRONICS	2001	COAX	-22	*	0.143	0.013	75
FLEXTRONICS	2003	COAX	*	-018	0.270	0.024	75
FOKKER SPACE	DK75-2-22	COAX	*	-026	0.130	0.017	75
FOKKER SPACE	KBCO-75	TWINAX	-29	-217	0.149	0.024	—
FUJIKURA	1990	COAX	-5B	*	0.102	0.012	50
FUJIKURA	3C-2V	COAX	*	-019	0.225	0.020	75
FUJIKURA	3C-2W	COAX	—	—	0.261	0.020	—
FUJIKURA	5C-2V	COAX	-6	-016	0.301	0.031	—
FURUNO	RW-6895-0	COAX	-22	*	0.143	0.014	75
GENERAL	C1156	COAX	-5	-003	0.100	0.019	50
GENERAL	T-43	TWINAX	-10	—	0.420	0.040	—
GENERAL	T-43M	TWINAX	-25	—	0.265	0.019	—
GENERAL	V1-AL	TWINAX	-12	—	0.460	0.051	—

Note: * = Special contact factory

CABLE GROUP TABLE

CABLE MANUFACTURER	CABLE NUMBER	CABLE TYPE	WRENCH STYLE	CRIMP STYLE	JACKET SIZE	CONDUCTOR	IMPEDANCE
GENERAL	V1-DSAL	QUADRAX	28	—	0.530	0.050	—
GENERAL CABLE	1891Q-222-32	COAX	*	*	0.194	0.032	—
GENERAL CABLE	C3500	COAX	*	*	0.200	0.023	75
GENERAL CABLE	C3519	COAX	-21	*	0.161	0.036	50
GENERAL CABLE	C3521	COAX	*	*	0.235	0.040	75
GENERAL CABLE	C5844	COAX	—	-014	0.242	0.032	75
GENERAL CABLE	E86009	COAX	*	*	0.200	0.032	75
GENERAL CABLE	LL79301	COAX	*	*	0.200	0.032	75
GENERAL DYNAMICS	C10989-1	TWINAX	—	—	—	—	120
GENERAL DYNAMICS	C8898	TRIAx	-24A	-309	0.153	0.013	95
GENERAL WIRE	82K03878/9A	COAX	-21	-011	0.173	0.038	50
GENERAL WIRE	C5025	COAX	-6A	-053	0.405	0.064	75
GENERAL WIRE PRODUCTS	001-16416	TWINAX	-12	TOO LARGE	0.444	0.035	—
GENERAL WIRE PRODUCTS	001-21287	TWINAX	*	TOO LARGE	0.256	0.024	—
GENERAL CABLE	4162A	TWINAX	*	—	0.210	0.025	—
GEPCO	7174	COAX	-5	-003	0.101	0.019	50
GEPCO	7537	COAX	-4	-009	0.160	0.023	75
GEPCO	7538	COAX	-37	-009	0.159	0.023	75
GEPCO	7826	TRIAx	*	TOO LARGE	0.512	0.068	—
GEPCO	7913	COAX	—	—	0.405	0.064	75
GEPCO	7915	COAX	—	—	0.405	0.064	75
GEPCO	2279K	COAX	*	*	0.237	0.040	75
GEPCO	2279V	COAX	*	*	0.237	0.040	75
GEPCO	2297V	COAX	*	*	0.237	0.040	75
GEPCO	LVT61811	TRIAx	-15	TOO LARGE	0.516	0.068	75
GEPCO	LVT61859	TRIAx	*	TOO LARGE	0.357	0.031	75
GEPCO	RGB6000	COAX	-6	-016	0.304	0.032	75
GEPCO	RGB809	COAX	-22	-009	0.150	0.021	75
GEPCO	RGBS809	COAX	-22	-009	0.150	0.021	75
GEPCO	RGBSC809	COAX	-22	-009	0.150	0.021	75
GEPCO	V61859M	COAX	-2	—	0.242	0.030	75
GEPCO	V618J59	COAX	-2	-013	0.242	0.023	75
GEPCO	V618M59	COAX	-2	-013	0.242	0.023	75
GEPCO	V618M59TK	COAX	*	*	0.200	0.023	75
GEPCO	VDFM809	COAX	-22	-009	0.150	0.021	75
GEPCO	VE61859	COAX	-2	-013A	0.242	0.030	75
GEPCO	VE61859M	COAX	-2	-013A	0.242	0.030	75
GEPCO	VFM809	COAX	-22	-009	0.150	0.022	75
GEPCO	VP6000	COAX	-6	-016	0.304	0.032	75
GEPCO	VP618PE/AP	COAX	-6	-016	0.304	0.032	75
GEPCO	VP618PE01	COAX	-6	-016	0.304	0.031	75
GEPCO	VP618PVC	COAX	-6	-016	0.304	0.032	75
GEPCO	VP618TK	COAX	-41	*	0.276	0.032	75
GEPCO	VPM1000	COAX	-2	-013	0.242	0.023	75
GEPCO	VPM2000	COAX	-2	-014	0.242	0.032	75
GEPCO	VPM2000TK	COAX	*	*	0.200	0.032	75

Note: * = Special contact factory

CABLE GROUP TABLE

CABLE MANUFACTURER	CABLE NUMBER	CABLE TYPE	WRENCH STYLE	CRIMP STYLE	JACKET SIZE	CONDUCTOR	IMPEDANCE
GEPCO	VPM2000TS	COAX	*	*	0.199	0.032	75
GEPCO	VPM618	COAX	-2A	-022	0.220	0.027	75
GEPCO	VS102000	COAX	-2	-014	0.243	0.032	75
GEPCO	VSD20001TS	COAX	—	—	0.237	0.045	75
GEPCO	VSD2001	COAX	-41	-020	0.273	0.040	75
GEPCO	VSM618	COAX	-22	-009	0.150	0.017	75
GEPCO	VT61811	TRIAX	-14	TOO LARGE	0.474	0.065	75
GEPCO	VT61859	TRIAX	*	TOO LARGE	0.360	0.034	75
GORE	03352/CX	TRIAX	—	-303	0.150	0.012	—
GORE	C06C032	COAX	-5A	-001	0.075	0.019	—
GORE	CXA-8220	TRIAX	-60	-305	0.187	0.025	—
GORE	CXN-1267C	COAX	*	—	0.135	0.024	75
GORE	CXN-1352B	COAX	-44	*	0.078	0.016	—
GORE	CXN-1362	COAX	-36	—	0.101	0.031	—
GORE	CXN-1384	COAX	*	—	—	—	—
GORE	CXN-1388	COAX	-5	-003	0.110	0.020	—
GORE	CXN-1417A	COAX	*	*	0.107	0.020	—
GORE	CXN-1456	COAX	-44	—	0.74	0.019	—
GORE	CXN-1722	COAX	-86	*	0.086	0.012	—
GORE	CXN-1839	COAX	*	TOO LARGE	0.280	0.088	—
GORE	CXN-1939	COAX	-44	*	0.78	0.010	93
GORE	CXN-2223	TWINAX	-24	—	0.141	0.025	—
GORE	CXN-2268	TWINAX	—	-204	0.135	0.025	—
GORE	CXN-2363	TWINAX	—	-221	0.166	0.025	—
GORE	CXN-2702	TWINAX	—	-221	0.166	0.025	100
GORE	CXN-3101	COAX	-5	-004	0.93	0.012	75
GORE	CXN-3162	TWINAX	*	-223	0.112	0.021	100
GORE	CXN-3194	TWINAX	—	-204	0.138	0.024	80
GORE	CXN3268	TRIAX	-27 (150)	—	0.100	0.012	50
GORE	CXP 3716	COAX	*	—	—	—	—
GORE	DXN1830	TWINAX	—	*	0.130	0.019	—
GORE	DXSN1482	TWINAX	*	—	0.103	0.018	—
GORE	DXSN-1735	COAX	*	*	0.081	0.018	—
GORE	DXSN-1747	COAX	-44	-001	0.080	0.011	—
GORE	DXSN-1878	TWINAX	*	—	0.113	0.019	—
GORE	DXSN-1888	TWINAX	—	-203	0.148	0.015	150
GORE	DXSN1892	COAX	-36	*	0.103	0.018	—
GORE	DXSN-1896	COAX	—	*	0.082	0.014	—
GORE	GBL-075-024	TWINAX	-29	-204	0.132	0.025	—
GORE	GCX-075-26-REV A	COAX	-36	*	0.099	0.019	—
GORE	GSC 03-2236-00	COAX	—	-004	0.092	0.012	75
GORE	GSC-01-40583-01	COAX	—	*	0.63	0.010	75
GORE	GSC-01-81457-00	TWINAX	-27	-209	0.118	0.016	120
GORE	GSC-03-1276-00	TRIAX	*	—	0.103	0.020	50
GORE	GSC-03-40389-00	COAX	*	—	0.62	0.010	75
GORE	GSC-05-80583-00	TWINAX	—	-202	0.145	0.021	—

Note: * = Special contact factory

APPENDIX

CABLE GROUP TABLE

CABLE MANUFACTURER	CABLE NUMBER	CABLE TYPE	WRENCH STYLE	CRIMP STYLE	JACKET SIZE	CONDUCTOR	IMPEDANCE
GORE	GSC-12-1381-01	TWINAX	-45	_	0.160	0.024	_
GORE	GSC-12-1381-01-93	TWINAX	*	_	0.143	0.023	_
GORE	GWN2388	TWINAX	*	_	0.095	0.015	_
GREAT LAKES	70014	COAX		*	0.107	0.019	75
GREENWOOD	RA523PVC	COAX	*	_	0.320	0.075	_
GRUMMAN	GC875ACH1	TWINAX	*	-224	0.190	0.024	98
GRUMMAN	GC875GBI	TRIAX	-57	-302	0.164	0.033	_
GRUMMAN	GC875GC1	TRIAX	-56	-301	0.164	0.012	_
GRUMMAN	GC875GP1	COAX	-31	-006	0.128	0.020	_
GRUMMAN	GC875LNI	TWINAX	59	_	0.167	0.020	_
GRUMMAN	GC875PD1	COAX	-5A	_	0.063	0.012	_
GRUMMAN	GC875RM1	TWINAX	-45	-204	0.144	0.025	_
GRUMMAN	GC875RR1	QUADRAX	-33	-220	0.179	0.025	_
GRUMMAN	GC875TM24H	TRIAX	-58	-221	0.160	0.025	_
GRUMMAN	GC875TMH	TWINAX	-45	-204	0.146	0.025	_
H.P.	TXA114-P	TRIAX	*	*	0.217	0.021	_
HABIA	1652	TRIAX	*	_	0.115	0.012	50
HABIA	1852	TRIAX	*	_	0.110	0.012	50
HABIA	4570	TRIAX	-23	-303	0.145	0.012	75
HABIA	4570	TRIAX	-23	-303	0.142	0.012	75
HABIA	103-06208-010	TWINAX	_	-204	0.141	0.024	78
HABIA	31482-009-02	TWINAX	-47	-201	0.134	0.024	77
HABIA	31789-003-01	COAX	-21	-021	0.176	0.032	_
HABIA	HPD 6UK4577TK-03	TWINAX	*	*	0.169	0.024	83
HABIA	HPD 6UK4674LT-01	TRIAX	*	-303	0.138	0.012	50
HABIA	RG 223	TRIAX	-7	-306	0.248	0.035	50
HABIA	RGS-T-302(HFJ)	TRIAX	*	TOO LARGE	0.335	0.025	_
HABIA	RGT 178	TRIAX	-23	-303	0.142	0.012	50
HABIA	RGT 180	TRIAX	-60	-305	0.197	0.012	95
HABIA	RGT 316	TRIAX	-23	_	0.142	0.021	50
HABIA	RGX180	TRIAX	-60	_	0.186	0.012	_
HABIA	Y-HRGT-213	TRIAX	*	TOO LARGE	0.531	0.088	50
HABIA	Y-HRGT-58	TRIAX	*	_	0.291	0.035	50
HABIA	Y-HRGT-59	TRIAX	-13	_	0.335	0.024	75
HAN WEI	1928 001A	COAX	_	-026	0.132	0.018	75
HAN WEI	1928-008A	COAX	*	-026	0.139	0.016	75
HAN WEI	735A	COAX	_	-026	0.139	0.018	75
HAN WEI	RG 179	COAX	_	-004	0.102	0.012	75
HAN WEI	RG 213	COAX	-6B	TOO LARGE	0.417	0.087	50
HAN WEI	RG 59	COAX	-2	-013	0.242	0.024	75
HAN WEI	RG 62A	COAX	-2B	-013B	0.242	0.026	93
HARBOUR	12-557	TRIAX	-64	-303	0.147	0.012	75
HARBOUR	H7000	COAX	*	_	0.200	0.052	50
HARBOUR	HPF195	COAX	_	-011	0.195	0.037	75
HARBOUR	IEEE 802.3	COAX	-21	*	0.167	0.038	_
HARBOUR	LL142	COAX	*	_	0.195	0.051	50

Note: * = Special contact factory

CABLE GROUP TABLE

CABLE MANUFACTURER	CABLE NUMBER	CABLE TYPE	WRENCH STYLE	CRIMP STYLE	JACKET SIZE	CONDUCTOR	IMPEDANCE
HARBOUR	SB142	COAX	-1	-021	0.195	0.037	50
HARBOUR	SS405	COAX	-5	-003	0.104	0.020	50
HARBOUR	TRX179	TRIAX	-23	—	0.141	0.012	—
HARBOUR	TRX180	TRIAX	-60	-305	0.180	0.012	95
HARBOUR	TRX400	TRIAX	*	-306	0.215	0.039	—
HARBOUR IND	ST5M1212-002	TWINAX	-47	-201	0.124	0.023	68
HARRIS	2000566	TWINAX	—	-205	0.095	0.015	—
HAVEG INDUSTRIES	51-04416	TWINAX	—	-223	0.104	0.019	—
HEADEND	2240V	COAX	*	*	0.269	0.032	—
HELIX	CF18C0011030	COAX	*	*	0.231	0.040	—
HELIX	CF30P001XXXX	TWINAX	*	—	0.139	0.013	124
HELIX/HI-TEMP	8340101	COAX	—	*	0.223	0.032	75
HELIX/HI-TEMP	735201	COAX	—	-026	0.135	0.016	75
HELIX/HI-TEMP	7340101	COAX	—	-025	0.241	0.032	75
HEWLETT PACKARD	03053-61672	TRIAX	*	—	0.200	0.021	—
HEWLETT PACKARD	8120-0049	COAX	-4	-008	0.155	0.010	—
HEWLETT PACKARD	8120-0552-1	COAX	-5B	*	0.110	0.015	50
HEWLETT PACKARD	8120-0789	COAX	-5B	—	0.110	0.015	—
HEWLETT PACKARD	8120-1105	COAX	-5B	-002	0.110	0.015	—
HEWLETT PACKARD	8120-1289	COAX	-2B	-015	0.255	0.025	—
HEWLETT PACKARD	8120-4461	COAX	-5	-003	0.093	0.018	50
HEWLETT PACKARD	8120-9026	COAX	-5B	—	0.110	0.015	—
HEWLETT PACKARD	A-8120-9077-1	COAX	-5	*	0.110	0.015	—
HITACHI	HCM-39441/1	COAX	*	-027	0.128	0.016	75
HITACHI	HCM-9441/12	COAX	*	-026	0.133	0.016	75
HITEMP	117P80660	COAX	-50	—	0.375	0.086	—
HITEMP	RD1152	COAX	*	-026	0.132	0.016	75
HITEMP	RD1152-1	COAX	*	*	0.159	0.016	75
HITEMP	RD1152-2	COAX	-22	*	0.143	0.016	75
HITEMP	SP50-738CWSSTJ	COAX	*	—	0.085	0.012	—
HOMESTAR	1501	COAX	—	—	0.288	0.040	75
HONEYWELL	P7500577	TRIAX	-25A	-306	0.250	0.038	50
HUBER-SUHNER	G04233D	COAX	—	-013	0.240	0.024	75
HUGHES	710855-35	TRIAX	*	—	0.460	0.047	—
HUGHES	720304-1	COAX	-5	*	0.080	0.012	—
HUGHES	HMS 2-1149/76	TRIAX	*	*	0.215	0.020	95
HUGHES	HMS-1480/2	TWINAX	-45	—	—	—	—
HUGHES	HMS2-1149/77	TWINAX	-47	—	0.122	0.025	—
HUGHES	HMS2-1149/78	TWINAX	-27	-223	0.110	0.020	68
HUGHES	STFM1398	COAX	-41	—	0.280	0.059	50
IBM	4885584	COAX	—	-022	0.222	0.025	—
IBM	7362211	TWINAX	-8	—	0.330	0.039	—
IBM	07F9635	COAX	*	*	0.112	0.019	75
INDUSTRIA BRASILEIRA	"RF75-0,8/4,8"	COAX	*	-016	0.304	0.032	75
IN-LINE	7000	COAX	-36	-007	0.115	0.015	75
IN-LINE	7100	COAX	-21	*	0.170	0.023	75

Note: * = Special contact factory

APPENDIX

CABLE GROUP TABLE

CABLE MANUFACTURER	CABLE NUMBER	CABLE TYPE	WRENCH STYLE	CRIMP STYLE	JACKET SIZE	CONDUCTOR	IMPEDANCE
IN-LINE	7400	COAX	-36	-007	0.115	0.015	75
IN-LINE	7600	COAX	-21	*	0.175	0.023	75
INTERCOMP	12402	TWINAX	*	—	0.444	0.050	—
INTERFACE CABLE	SM-A-939852	COAX	*	-010	0.159	0.030	—
INTERNATIONAL WIRE & CABLE	9091	COAX	*	*	0.239	0.052	50
JOURNEY	7001740	COAX	-5	-003	0.100	0.018	—
JPL	ST12008-24	TWINAX	—	-206	0.110	0.026	75
JPL	ST12008-26	TWINAX	*	-223	0.100	0.020	75
JUDD	740	COAX	—	-004	0.080	0.010	75
JUDD	735S01	COAX	*	-026	0.134	0.018	75
JUDD	C1401053	COAX	-63	-025	0.232	0.031	75
JUDD	C1401064	COAX	*	-026	0.132	0.016	75
JUDD	C1401741	COAX	—	-004	0.099	0.010	75
JUDD WIRE INC	SS502401	COAX	-5	-003	—	—	—
KAMERAKABEL	11MM	TRIAx	*	—	—	—	—
KAMERAKABEL	8.5MM	TRIAx	*	—	—	—	—
KEITHLEY	SC-22	TRIAx	-23	*	0.145	0.024	40
KEITHLEY	SC-9	COAX	-1	-021	0.195	0.035	50
KOVID CACTUS	8900-0007-0000	COAX	-36	105-1820 (220)	0.104	0.019	75
LAMNCASA	CECBV-75-2	COAX	-37	*	0.162	0.012	—
LINK	CVS LKRX75S2D4	COAX	-22	-009	0.157	0.020	75
LOCKHEED MARTIN	6815176	TWINAX	*	TOO LARGE	0.375	0.041	120
LOCKHEED MARTIN	ABA	TWINAX	-29	-206	0.120	0.025	—
LOCKHEED MARTIN	STM01-600 TYPE I	TWINAX	*	*	0.162	0.030	—
LOCKHEED MARTIN	STM01-600 TYPE II	TWINAX	*	-204	0.130	0.025	—
LOCKHEED MARTIN	5PTM1T04-5	TWINAX	-60	—	0.177	0.024	100
LOCKHEED MARTIN	6121176-1	TRIAx	*	—	0.121	0.012	—
LOCKHEED MARTIN	ST5M1284-003	TWINAX	-45	—	0.146	0.020	—
LUCENT	407529262	COAX	-5	-004	0.106	0.010	75
LUCENT	848068607	COAX	-37	*	0.166	0.016	75
LUCENT	106 309 206 (2734A)	COAX	—	-025	0.225	0.031	75
LUCENT	106 309 214 (2734A)	COAX	—	*	0.225	0.038	75
LUCENT	1928 001A 1C/36	COAX	*	-026	0.133	0.015	75
LUCENT	2734A R1000	COAX	—	*	0.225	0.031	75
LUCENT	2734A RVAR	COAX	—	*	0.225	0.031	75
LUCENT	2735B	COAX	—	*	0.145	0.017	75
LUCENT	735C	COAX	*	-026	0.139	0.016	75
LUCENT	KS23918 L2	COAX	—	-004	0.089	0.013	75
LUCENT	WP91681 L2	COAX	—	-004	0.089	0.013	75
M/A COM	FLC78-50J	COAX	—	—	—	—	50
M/A-COM	2250-E82832	COAX	-53	-022	—	—	—
MADISON	022H22BZID	TWINAX	-9	—	0.250	0.038	100
MADISON	0722W00001	COAX	*	—	0.114	0.019	75
MADISON	12CFE00002	COAX	—	-009	0.158	0.020	75
MADISON	12EEK00001	COAX	—	-026	0.132	0.016	75
MADISON CABLE CORP	6096	COAX	-21	*	0.158	0.037	—

Note: * = Special contact factory

CABLE GROUP TABLE

CABLE MANUFACTURER	CABLE NUMBER	CABLE TYPE	WRENCH STYLE	CRIMP STYLE	JACKET SIZE	CONDUCTOR	IMPEDANCE
MALCO	250-4070-0000	TRIAX	-57	-302	0.175	0.030	—
MALCO	250-4818-0009	TRIAX	*	*	0.131	0.011	50
MALCO	250-4820-0009	TRIAX	*	—	0.128	0.011	95
MALCO	295-3804-0000	TRIAX	—	-305	0.184	0.010	95
MANHATTAN	M32011	TWINAX	-47	-203	0.140	0.013	124
MANHATTAN	M4207	COAX	-6A	—	0.405	0.048	—
MANHATTAN	M4216	COAX	*	-018	0.260	0.025	—
MANHATTAN	M4227	TWINAX	-9	-213	—	—	—
MANHATTAN	M4243	COAX	-5	-004	0.94	0.012	75
MANHATTAN	M4244	COAX	*	*	0.158	0.017	75
MANHATTAN	M4276	COAX	-2	-013	0.242	0.025	93
MANHATTAN	M44209	COAX	*	*	0.158	0.032	—
MANHATTAN	M64227	TWINAX	*	—	0.227	0.037	—
MANHATTAN CDT	M4237	COAX	-2	-013A	0.242	0.030	75
MANHATTAN/CDT	M14462	TWINAX	*	-212	0.187	0.027	—
MARTIN MARIETTA	STME637-2	TWINAX	—	-206	—	—	—
MCDONNELL DOUGLAS	STD0101-01	TWINAX	*	*	0.147	0.030	—
MCDONNELL DOUGLAS	HS5965	COAX	—	—	0.185	0.048	50
MCDONNELL DOUGLAS	HS4863	TRIAX	-23	-303	0.146	0.015	—
MCDONNELL DOUGLAS	HS4885	TWINAX	*	-204	0.133	0.025	—
MCDONNELL DOUGLAS	SSQ21655	TWINAX	-45	-218	0.158	0.029	—
MCDONNELL DOUGLAS	NDBC-TFE-24S2SJ-75	TWINAX	*	-201	0.130	0.023	75
MCDONNELL DOUGLAS	NRFC-50-COAX-3	COAX	*	—	0.185	0.054	50
MCDONNELL DOUGLAS	NRFC-75-SHCO-7	COAX	-2A	-023	0.220	0.035	75
MCDONNELL DOUGLAS	ST5M1298F26M2S6	TWINAX	-27	—	0.114	0.019	—
MCDONNELL DOUGLAS	5M2022-001	TWINAX	-27	-206	0.114	0.020	—
MCDONNELL DOUGLAS	5M2022-003	TWINAX	*	-204	0.130	0.024	—
MCDONNELL DOUGLAS	5M2022-008	TWINAX	-27	-206	0.114	0.020	—
MCDONNELL DOUGLAS	5M2142-001	TRIAX	*	—	—	—	—
MCDONNELL DOUGLAS	5M2397-001	TRIAX	-23	-303	0.140	0.012	—
MCDONNELL DOUGLAS	5M2397-002	TRIAX	-23	-303	—	—	—
MCDONNELL DOUGLAS	HS5930-1	TWINAX	-64	-217	0.144	0.024	77
MCDONNELL DOUGLAS	ST5M1212-001	TWINAX	-24	—	0.154	0.031	68
MCDONNELL DOUGLAS	ST5M1212-003	TWINAX	*	—	0.098	0.020	68
MCDONNELL DOUGLAS	ST5M1323	TRIAX	*	*	0.210	0.019	—
MCDONNELL DOUGLAS	STDO102-113	TWINAX	-56	*	0.170	0.037	78
MERCURY	DOD/DNA RF21	TWINAX	—	-214	—	—	—
MERITEC	700152	COAX	-44	*	0.073	0.012	—
MERITEC	700279	COAX	*	-026	0.135	0.016	75
METRO OPTIX	160-00003-001	COAX	—	*	0.090	0.011	75
MICRO COAX	UFB197C	COAX	—	—	0.200	0.055	—
MICRODOT	202-3927-0000	TWINAX	-27	-208	0.110	0.011	117
MICRODOT	202-3934-0000	TWINAX	-24	-211	0.145	0.013	160
MICRODOT	202-3942-0000	TWINAX	-27	-209	0.207	0.025	110
MICRODOT	202-4547	TWINAX	-24	-211	0.098	0.020	160
MICRODOT	250-3833-0000	TRIAX	*	-303	0.270	0.030	—

Note: * = Special contact factory

APPENDIX

CABLE GROUP TABLE

CABLE MANUFACTURER	CABLE NUMBER	CABLE TYPE	WRENCH STYLE	CRIMP STYLE	JACKET SIZE	CONDUCTOR	IMPEDANCE
MICRODOT	250-3834-0000	COAX	-5A	-001	0.400	0.095	50
MICRODOT	250-3836-0000	TRIAX	*	—	—	—	50
MICRODOT	250-3902-0000	COAX	-5A	-001	0.141	0.036	50
MICRODOT	250-3908-0000	COAX	-5A	-001	0.128	0.012	50
MICRODOT	250-3909-0000	COAX	-44	*	0.087	0.021	50
MICRODOT	250-3920-0000	COAX	-5A	-001	0.087	0.021	50
MICRODOT	250-3967-0000	COAX	-5	-003	0.087	0.021	50
MICRODOT	250-4021-0000	COAX	-31	*	0.245	0.035	50
MICRODOT	250-4044-0000	TRIAX	-43	—	0.245	0.033	50
MICRODOT	250-4045-0000	TRIAX	-43	-302	0.500	0.089	50
MICRODOT	250-4070-0000	TRIAX	-56	-302	0.500	0.081	50
MICRODOT	250-4172-0000	COAX	*	—	0.500	0.089	50
MICRODOT	250-4180-0000	COAX	-5	-003	0.500	0.081	50
MICRODOT	250-4208-0000	COAX	—	—	0.500	0.081	50
MICRODOT	250-4804-0000	TRIAX	-32	-203	0.105	0.012	50
MICRODOT	250-4816-0009	TRIAX	-27	—	0.145	0.013	50
MICRODOT	275-3930-000	TRIAX	—	—	0.102	0.021	75
MICRODOT	275-3933-0000	COAX	-4	-009	0.120	0.021	75
MICRODOT	275-3991	COAX	-36	*	0.200	0.038	75
MICRODOT	293-3902	COAX	*	-026	0.160	0.031	93
MICRODOT	293-3922-0000	TRIAX	-60	-305	0.200	0.039	93
MICRODOT	293-3930-0000	TRIAX	-43	—	0.336	0.057	100
MICRODOT	293-3968-0000	COAX	-22	-008	0.412	0.090	93
MICRODOT	295-3801-0000	COAX	-22	-008	0.432	0.090	95
MICRODOT	295-3802-0000	COAX	-22	*	0.432	0.090	95
MICRODOT	295-3950-0000	TRIAX	-43	—	0.216	0.036	95
MICRODOT	295-3952-0000	TRIAX	-43	—	0.075	0.013	95
MICRODOT	295-3966-0000	TRIAX	*	—	0.175	0.038	95
MICRODOT	295-3992-000	COAX	-36	-007	0.288	0.060	95
MICRODOT	295-3993-0000	TRIAX	-64	-303	0.102	0.021	95
MICROGNOSIS	MICROGNOSIS	COAX	*	-004	0.100	0.019	—
MICROPORE	190	COAX	*	—	0.400	0.090	50
MICROSTOCK	UT85-75	COAX	-86	—	0.200	0.039	75
MIDISCO	MDC8084	COAX	-86	—	0.134	0.024	75
MIL-SPEC	M17/203-00001	TWINAX	*	—	0.189	0.013	77
MILESTEK	30-01010	COAX	-2	-013	0.195	0.013	75
MIL-SPEC	2C2219EXJ	TWINAX	-47	-206	0.336	0.029	—
MIL-SPEC	LS2SJ-22	TWINAX	*	TOO LARGE	0.412	0.050	—
MIL-SPEC	M17/015-RG022	TWINAX	-10	—	0.475	0.048	95
MIL-SPEC	M17/015-RG111	TWINAX	*	—	0.246	0.024	95
MIL-SPEC	M17/094-RG179	COAX	-5	-004	0.105	0.013	75
MIL-SPEC	M17/095-RG180	COAX	-22	-008	0.145	0.013	95
MIL-SPEC	M17/110-RG302	COAX	*	*	0.207	0.025	75
MIL-SPEC	M17/113-RG316	COAX	-5	-003	0.098	0.020	50
MIL-SPEC	M17/116-RG307	TRIAX	*	—	0.270	0.030	75
MIL-SPEC	M17/127-RG393	COAX	*	TOO LARGE	0.400	0.095	50

Note: * = Special contact factory

CABLE GROUP TABLE

CABLE MANUFACTURER	CABLE NUMBER	CABLE TYPE	WRENCH STYLE	CRIMP STYLE	JACKET SIZE	CONDUCTOR	IMPEDANCE
MIL-SPEC	M17/128-RG400	COAX	-	-	-	-	50
MIL-SPEC	M17/130-RG402	COAX	-141		0.141	0.036	50
MIL-SPEC	M17/131-RG403	TRIAX	*	*	0.128	0.012	50
MIL-SPEC	M17/133-00001	COAX	-86	*	0.087	0.021	50
MIL-SPEC	M17/133-00002	COAX	-86	*	0.087	0.021	50
MIL-SPEC	M17/133-RG405	COAX	-86	*	0.087	0.021	50
MIL-SPEC	M17/134-00001	TRIAX	-7	-306	0.245	0.035	50
MIL-SPEC	M17/134-00002	TRIAX	-7	-306	0.245	0.033	50
MIL-SPEC	M17/135-00001	TRIAX	-14A	TOO LARGE	0.500	0.089	50
MIL-SPEC	M17/135-00003	TRIAX	-14A	-	0.500	0.081	50
MIL-SPEC	M17/135-00004	TRIAX	-14A	TOO LARGE	0.500	0.089	50
MIL-SPEC	M17/135-00005	TRIAX	-14A	TOO LARGE	0.500	0.081	50
MIL-SPEC	M17/135-00006	TRIAX	-14A	TOO LARGE	0.500	0.081	50
MIL-SPEC	M17/136-00001	COAX	-5	-004	0.105	0.012	75
MIL-SPEC	M17/137-00001	COAX	-22	-008	0.145	0.013	95
MIL-SPEC	M17/138-00001	COAX	-5	-003	0.102	0.021	50
MIL-SPEC	M17/152-00001	COAX	-5	-006	0.120	0.021	50
MIL-SPEC	M17/155-00001	COAX	-1	-011	0.200	0.038	50
MIL-SPEC	M17/157-00001	COAX	-4	-010	0.160	0.031	50
MIL-SPEC	M17/158-00001	COAX	-1	-012	0.200	0.039	50
MIL-SPEC	M17/162-00001	COAX	-6E	-	0.336	0.057	50
MIL-SPEC	M17/163-00001	COAX	-6A	-	0.412	0.090	50
MIL-SPEC	M17/164-00001	COAX	-6B	-	0.432	0.090	50
MIL-SPEC	M17/164-00002	COAX	-6B	-	0.432	0.090	50
MIL-SPEC	M17/167-00001	COAX	-3	-012	0.216	0.036	50
MIL-SPEC	M17/169-00001	COAX	-5A	-001	0.075	0.013	50
MIL-SPEC	M17/170-00001	COAX	-21	-011	0.175	0.038	50
MIL-SPEC	M17/171-00001	COAX	-41	-	0.288	0.060	50
MIL-SPEC	M17/172-00001	COAX	-5	-003	0.102	0.021	50
MIL-SPEC	M17/173-00001	COAX	-5	-003	0.100	0.019	50
MIL-SPEC	M17/174-00001	COAX	-6A	-	0.400	0.090	50
MIL-SPEC	M17/175-00001	COAX	-1	-012	0.200	0.039	50
MIL-SPEC	M17/176-00002	TWINAX	-47	-201	0.134	0.024	77
MIL-SPEC	M17/177-00001	TRIAX	-60	-305	0.189	0.013	95
MIL-SPEC	M17/179-00001	TRIAX	*	-305	0.195	0.013	75
MIL-SPEC	M17/180-00001	COAX	-6E	-017	0.336	0.029	75
MIL-SPEC	M17/181-00001	COAX	-6A	-	0.412	0.050	75.E
MIL-SPEC	M17/181-00002	COAX	*	TOO LARGE	0.475	0.048	50
MIL-SPEC	M17/184-00001	COAX	-2	-013	0.246	0.024	75
MIL-SPEC	M17/186-00001	TWINAX	-9 ***	-213	0.245	0.040	78
MIL-SPEC	M17/187-00001	COAX	-4	*	0.160	0.031	50
MIL-SPEC	M17/189-00001	COAX	-6A	-	0.412	0.090	50
MIL-SPEC	M17/190-00001	COAX	-6B	TOO LARGE	0.432	0.089	50
MIL-SPEC	M17/196-00001	COAX	-5	*	0.115	0.019	50
MIL-SPEC	M17/200-00001	COAX	-3	-012	0.216	0.036	50
MIL-SPEC	M17/29-RG59	COAX	-2	-013	0.245	0.023	75

Note: * = Special contact factory

APPENDIX

CABLE GROUP TABLE

CABLE MANUFACTURER	CABLE NUMBER	CABLE TYPE	WRENCH STYLE	CRIMP STYLE	JACKET SIZE	CONDUCTOR	IMPEDANCE	
MIL-SPEC	M17/2-RG6	COAX	-6E	-017	0.336	0.029	75	
MIL-SPEC	M17/30-RG062	COAX	-2B	-013	0.250	0.025	93	
MIL-SPEC	M17/31-RG63	COAX	-6A	_	0.415	0.026	125	
MIL-SPEC	M17/45-RG108	TWINAX	-9	-213	0.235	0.038	78	
MIL-SPEC	M17/47-RG114	COAX	-6A	_	0.415	0.08	185	
MIL-SPEC	M17/60-RG142	COAX	-1	-012	0.200	0.040	50	
MIL-SPEC	M17/62-RG144	COAX	-6B	TOO LARGE	0.412	0.0525	75	
MIL-SPEC	M17/6-RG11	COAX	-6A	-053	0.412	0.050	75	
MIL-SPEC	M17/77-RG216	COAX	-6B	_	0.432	0.050	75	
MIL-SPEC	M17/84-RG223	COAX	-3	-012	0.216	0.035	50	
MIL-SPEC	M17/86-00001	COAX	-6B	_	0.440	0.094	50	
MIL-SPEC	M17/90-RG71	COAX	-2B	-015A	0.250	0.025	93	
MIL-SPEC	M17/97-RG210	COAX	-2B	-013B	0.250	0.026	93	
MIL-SPEC	M24643/33-01UN	TWINAX	*	_	0.255	0.050	75	
MIL-SPEC	M27500-22ML2T00	TWINAX	_	*	0.117	0.031	_	
MIL-SPEC	M27500-22TE2T14	TWINAX	-45	-210	0.137	0.032	_	
MIL-SPEC	M27500-22TN2N06	TWINAX	-29	-201	0.134	0.029	_	
MIL-SPEC	M27500-24S82T23	TWINAX	_	-208	0.101	0.021	78	
MIL-SPEC	MC24643/33-01UN	TWINAX	*	_	0.255	0.050	75	
MIL-SPEC	RG108/U	TWINAX	SEE MIL-SPEC M17/ CABLE # FOR ALL RG#					78
MIL-SPEC	RG11/U	COAX						75
MIL-SPEC	RG111/U	TWINAX						95
MIL-SPEC	RG114/U	COAX						185
MIL-SPEC	RG122	COAX						50
MIL-SPEC	RG13/U	COAX						75
MIL-SPEC	RG141/U	COAX						50
MIL-SPEC	RG142/U	COAX						50
MIL-SPEC	RG144/U	COAX						75
MIL-SPEC	RG174/U	COAX						50
MIL-SPEC	RG178B/U	COAX						50
MIL-SPEC	RG179/U	COAX						75
MIL-SPEC	RG180B/U	COAX						95
MIL-SPEC	RG187A/U	COAX						75
MIL-SPEC	RG188/U	COAX						50
MIL-SPEC	RG195A/U	COAX						95
MIL-SPEC	RG196A/U	COAX						50
MIL-SPEC	RG210/U	COAX						93

Note: * = Special contact factory

CABLE GROUP TABLE

CABLE MANUFACTURER	CABLE NUMBER	CABLE TYPE	WRENCH STYLE	CRIMP STYLE	JACKET SIZE	CONDUCTOR	IMPEDANCE
MIL-SPEC	RG212/U	COAX					50
MIL-SPEC	RG213/U	COAX					50
MIL-SPEC	RG214/U	COAX					50
MIL-SPEC	RG216/U	COAX					75
MIL-SPEC	RG223/U	COAX					50
MIL-SPEC	RG225/U	COAX					50
MIL-SPEC	RG22B/U	TWINAX					95
MIL-SPEC	RG302	COAX					75
MIL-SPEC	RG303/U	COAX					50
MIL-SPEC	RG304/U	COAX					50
MIL-SPEC	RG307	TRIAX					75
MIL-SPEC	RG316	COAX					50
MIL-SPEC	RG393	COAX					50
MIL-SPEC	RG400/U	COAX					50
MIL-SPEC	RG402/U	COAX					50
MIL-SPEC	RG403	TRIAX					50
MIL-SPEC	RG405/U	COAX					50
MIL-SPEC	RG55B/U	COAX					50
MIL-SPEC	RG58/U	COAX					50
MIL-SPEC	RG59B/U	COAX					75
MIL-SPEC	RG5B/U	COAX					50
MIL-SPEC	RG62A/U	COAX					93
MIL-SPEC	RG62B/U	COAX					93
MIL-SPEC	RG63/U	COAX					125
MIL-SPEC	RG6A/U	COAX					75
MIL-SPEC	RG71/U	COAX					93
MIL-SPEC	RG87A/U	COAX					50
MIL-SPEC	RG8A/U	COAX					50
MIL-SPEC	RG9B/U	COAX					50
MOGAMI	2947	COAX		*	0.121	0.020	75
MOGAMI	2964	COAX	*	*	0.189	0.024	75
MOGAMI	3145	COAX	_	*	0.117	0.021	75
MOHAWK	5305-8	TWINAX	_	_	0.420	0.040	_
MOHAWK	HT10431 TWINAX	TWINAX	-9	-214	0.245	0.022	124
MOHAWK	HTAA328-5	COAX	*	TOO LARGE	0.347	0.064	_
MOHAWK	M52001-HT10431	TWINAX	-9	_	_	_	_
MOHAWK	M52210	COAX	_	-016	0.300	0.032	75
MOHAWK	M54426	COAX	*	-009	0.153	0.020	75
MOHAWK	M80248	TRIAX	*	TOO LARGE	0.360	0.031	75
MOHAWK	MS2001	TWINAX	*	-214	0.245	0.022	_
MOHAWK	PNHT10431	TWINAX	_	-214	0.245	0.022	124
MOHAWK WIRE & CABLE	M52057	COAX	_	-024	0.260	0.040	_
MOLEX	711530009	COAX	-5A	_	0.060	0.010	75
MOLEX	71153-3019	COAX	_	*	0.070	0.017	50
MONSTER CABLE	SU-RG6 CL	COAX	-41	-020	0.278	0.042	75
MONTROSE	6248	COAX	*	*	0.189	0.021	_

SEE MIL-SPEC M17/ CABLE # FOR ALL RG#

Note: * = Special contact factory

APPENDIX

CABLE GROUP TABLE

CABLE MANUFACTURER	CABLE NUMBER	CABLE TYPE	WRENCH STYLE	CRIMP STYLE	JACKET SIZE	CONDUCTOR	IMPEDANCE
MONTROSE	9835-735	COAX	*	-026	0.135	0.015	75
MONTROSE	CDT 735A	COAX	—	-026	0.129	0.016	75
MONTROSE	IFX4385	COAX	—	-004	0.100	0.013	75
MONTROSE/CDT	CBL 1225	TWINAX	—	-225	0.200	0.022	124
MONTROSE/CDT	CBL 1233	COAX	-2A	-025	0.225	0.033	75
MONTROSE/CDT	CBL 1235	COAX	-2A	-025	0.235	0.031	75
MONTROSE/CDT	CBL 1288-()	COAX	—	-026	0.129	0.016	75
MONTROSE/CDT	CBL 2108	COAX	-2A	-025	0.235	0.031	75
MONTROSE/CDT	CBL 2109	COAX	-2A	-025	0.241	0.034	75
MONTROSE/CDT	CBL 2721	TRIAX	-7	-306	0.250	0.037	50
MONTROSE/CDT	CBL 2726	COAX	*	-026	0.133	0.016	75
MONTROSE/CDT	CBL 7382	COAX	—	*	0.215	0.058	50
MONTROSE/CDT	CBL 7820	COAX	-21	*	0.165	0.035	—
MONTROSE/CDT	CBL 8411	TRIAX	*	TOO LARGE	0.356	0.041	—
MONTROSE/CDT	CBL 8415	TRIAX	*	TOO LARGE	0.438	0.057	—
MONTROSE/CDT	CBL 9835-735	COAX	*	-026	0.136	0.014	75
MONTROSE/CDT	CBL 9956	TWINAX	-56	*	0.170	0.037	78
MONTROSE/CDT	CBL3340	COAX	—	-004	0.077	0.011	75
NATIONAL WIRE & CABLE	S10-9723	TWINAX	-55	-214	0.226	0.021	—
NAVAIR	67A37A130	COAX	-4	*	0.140	0.031	—
NAVAIR	67A37A130	COAX	*	—	0.135	0.031	50
NAVSEA	6322369	TRIAX	-60	—	0.188	0.029	50
NAVSEA	6322493	TRIAX	*	TOO LARGE	0.480	0.050	75
NAVSEA	6323054	COAX	*	—	0.430	0.047	75
NAVSEA	6323055	TWINAX	*	—	0.281	0.040	—
NAVSEA	6323056	TRIAX	*	—	0.291	0.038	—
NAVSEA	6323059	TRIAX	*	TOO LARGE	0.325	0.025	—
NAVSEA	6262065-1	TRIAX	*	TOO LARGE	0.437	0.089	—
NEK	51021	TRIAX	*	TOO LARGE	0.334	0.045	75
NEK	PSF 1/3M	COAX	*	-018	0.256	0.024	75
NEK CABLE	156503	COAX	-2A	-022	0.220	0.025	—
NEK CABLE	IEEE 802.3 10 BASE 2	COAX	-21	*	0.165	0.036	—
NEK CABLE	NEK 23795	COAX	-21	*	0.170	0.024	75
NEK/CDT	51041	TRIAX	*	TOO LARGE	0.325	0.046	75
NEK/CDT	HF75 0.6/3.7 HV DS	COAX	-2	-015	0.257	0.023	75
NEK/CDT	VTF8.5	TRIAX	*	—	0.335	0.041	75
NEMAL	1835F	TRIAX	*	*	0.360	0.032	75
NEW ENGLAND	N13-44B-480	TWINAX	*	—	—	—	—
NEW ENGLAND ELECTRIC WIRE	TR70748	COAX	*	*	0.262	0.030	75
NIKKAI	2.5C-FXW	COAX	*	*	0.185	0.020	—
NK NETWORKS	320784	TRIAX	*	—	0.341	0.038	75
NK NETWORKS	0.51/2.4	COAX	-4	-009	0.162	0.021	75
NK NETWORKS	0.58/2.6	COAX	-21	—	0.161	0.024	75
NK NETWORKS	0.5L/2.4	COAX	-4	*	0.153	0.020	75
NK NETWORKS	0.6/2.8	COAX	*	*	0.180	0.026	75
NK NETWORKS	0.6/3.7	COAX	-2B	-015	0.250	0.026	75

Note: * = Special contact factory

CABLE GROUP TABLE

CABLE MANUFACTURER	CABLE NUMBER	CABLE TYPE	WRENCH STYLE	CRIMP STYLE	JACKET SIZE	CONDUCTOR	IMPEDANCE
NK NETWORKS	0.6/3.7 DZ	COAX	-2B	-015	0.256	0.025	75
NK NETWORKS	0.6L/3.7	COAX	-2	-013	0.244	0.025	75
NK NETWORKS	0.8/3.7	COAX	_	*	0.244	0.032	75
NK NETWORKS	0.8/4.9	COAX	-51	-016	0.303	0.033	75
NK NETWORKS	1.0/4.8	COAX	_	*	0.289	0.040	75
NORCOM	28215742	COAX	_	-027	0.013	0.016	75
NORCOM	735M	COAX	_	-007	_	_	75
NORCOM/CDT	735	COAX	_	-026	0.139	0.018	75
NORCOM/CDT	28216802	735AT	_	-026	0.129	0.016	75
NORCOM/CDT	734A	COAX	_	-025	0.235	0.031	75
NORCOM/CDT	734D	COAX	_	-025	0.235	0.031	75
NORCOM/CDT	734T	COAX	_	*	0.241	0.034	75
NORCOM/CDT	735A	COAX	*	-026	0.131	0.018	75
NORDEN	154-085-0002	TRIAX	-64	_	0.145	0.012	_
NORTHERN TELECOM	NT-734	COAX	_	-025	_	_	_
NORTHERN TELECOM	NT-735	COAX	*	-026	0.130	0.016	75
NORTHROP	05A077-1	TWINAX	*	_	0.155	0.025	_
NORTHROP	05A078-1	TWINAX	*	-204	0.127	0.023	_
NORTHROP	O5A077-1	TWINAX	-24	-221	0.161	0.024	_
OLFLEX	3649FD	TWINAX	_	-213	0.259	0.038	78
OLYMPIC	6254T	COAX	*	TOO LARGE	0.354	0.0105	50
OLYMPIC AVIATION	NHU-EFTXF 6.07/2.26	TRIAX	-62	_	0.449	0.091	50
OLYMPIC CABLE CORP	6273T	COAX	*	-021	0.188	0.036	_
ORION	TEF2202	TWINAX	_	*	0.196	0.029	_
PANAVIA	6421	TWINAX	-45	-204	0.135	0.025	_
PANAVIA	6595	TRIAX	-23	-303	0.141	0.012	75
PANAVIA	6425 ZA 002	TWINAX	-45	-218	0.151	0.024	_
PANAVIA	6595XM	TRIAX	-23	-303	0.137	0.012	_
PENN WIRE	25Q821	COAX	-6A	_	0.378	0.064	75
PERCON	VK6	COAX	-2	-014	0.240	0.032	75
PERENA	KX6	COAX	-2	-013	0.243	0.023	_
PIC WIRE	L8620TX	TRIAX	-60	_	0.178	0.035	_
PIC WIRE	V75268	COAX	*	*	0.127	0.020	75
PIC WIRE & CABLE	L2201TX	TRIAX	-25A	-306	0.250	0.038	50
PIC WIRE & CABLE	S33141	COAX	-41	_	0.272	0.067	_
PKI	"0,6/2,8"	COAX	*	*	0.180	0.025	75
PKI	"0,6/3,7"	COAX	-2	-019	0.237	0.023	_
PKI	"1,0/6,6"	COAX	*	TOO LARGE	0.352	0.040	_
PKI	"1,6/73 AF"	COAX	*	TOO LARGE	0.429	0.061	_
PKI KAMERAKABEL	1-Nov	TRIAX	-14	TOO LARGE	0.481	0.056	_
PRIME STOCK	M32011P	TWINAX	*	-203	0.151	0.010	_
PRIME STOCK	PS665PL	TWINAX	*	_	0.190	0.021	_
PRIME STOCK	PS666PL	TWINAX	-47	_	0.131	0.010	_
PRIME STOCK	M32012L	TWINAX	_	*	0.225	0.026	124
RADIALL	C291982060	TRIAX	-42	_	0.285	0.035	_
RADIO CORP OF AMERICA	852493-5	TWINAX	-29	*	0.132	0.030	_

Note: * = Special contact factory

APPENDIX

CABLE GROUP TABLE

CABLE MANUFACTURER	CABLE NUMBER	CABLE TYPE	WRENCH STYLE	CRIMP STYLE	JACKET SIZE	CONDUCTOR	IMPEDANCE
RAYCHEM	EPD49311Q	COAX	-1	-021	0.197	0.035	50
RAYCHEM	10584	TRIAX	-24A	_	0.148	0.012	_
RAYCHEM	10586	TRIAX	-24A	_	0.148	0.012	_
RAYCHEM	10595	TWINAX	*	-204	0.133	0.025	_
RAYCHEM	10599	TWINAX	-24	-210	0.145	0.031	_
RAYCHEM	10600	TWINAX	*	-213	0.216	0.032	_
RAYCHEM	10602	TWINAX	-45	-204	0.144	0.025	_
RAYCHEM	10605	TWINAX	*	*	0.173	0.032	_
RAYCHEM	10606	TWINAX	*	-223	0.117	0.021	75
RAYCHEM	10612	TWINAX	*	-204	0.128	0.025	77
RAYCHEM	10613	TWINAX	*	-222	0.154	0.025	77
RAYCHEM	10614	TWINAX	-24	-221	0.161	0.025	77
RAYCHEM	0024A0024	TWINAX	-24	-217	0.152	0.025	100
RAYCHEM	0026A0024	TWINAX	*	_	_	0.019	100
RAYCHEM	0528A0424	TWINAX	-47	_	0.116	0.015	105
RAYCHEM	10598-30-9X	TRIAX	*	-303	0.148	0.012	_
RAYCHEM	10612-24-9	TWINAX	*	-204	0.132	0.027	77
RAYCHEM	1301-TZD 101 06 UX	TWINAX	-55	-204	0.217	0.024	_
RAYCHEM	13317 12515	TWINAX	*	_	0.091	0.019	_
RAYCHEM	2012M3612	COAX	*	TOO LARGE	0.310	0.089	50
RAYCHEM	2024D0014	TWINAX	*	_	0.210	0.025	120
RAYCHEM	2524A0424	TWINAX	*	-212	0.172	0.025	125
RAYCHEM	2524A1311	COAX	*	TOO LARGE	0.404	0.024	125
RAYCHEM	2.52E+117	TWINAX	_	*	0.190	0.025	125
RAYCHEM	2524E0311-9	TWINAX	*	-224	0.201	0.025	125
RAYCHEM	2524F0524	TWINAX	*	-218	0.148	0.025	125
RAYCHEM	2524K0524	TWINAX	-55	-224	0.194	0.025	125
RAYCHEM	2526D1114	TWINAX	*	-219	0.144	0.019	125
RAYCHEM	2526E1114	TWINAX	-24	-219	0.147	0.019	125
RAYCHEM	2530A0314	TWINAX	-27	-208	0.105	0.012	125
RAYCHEM	2530A1317	COAX	-63	_	0.203	0.013	125
RAYCHEM	26433/30147K	TWINAX	*	*	0.091	0.019	_
RAYCHEM	30-03101	TWINAX	*	_	0.110	0.029	_
RAYCHEM	44M9996-20-2/6-0	TWINAX	-24	*	0.157	0.039	_
RAYCHEM	5012A3311	COAX	-50	_	0.350	0.088	50
RAYCHEM	5012M3612	COAX	*	TOO LARGE	0.301	0.089	50
RAYCHEM	5012W5812	TRIAX	-61	*	0.437	0.089	50
RAYCHEM	5020A1311	COAX	-4	*	0.155	0.040	50
RAYCHEM	5020A1811	COAX	-21	*	0.165	0.039	50
RAYCHEM	5020A3422	COAX	*	*	0.169	0.039	50
RAYCHEM	5020A3612	COAX	*	*	0.153	0.040	50
RAYCHEM	5021D1331	COAX	*	-021	0.188	0.035	50
RAYCHEM	5021H5331	TRIAX	-25A	_	0.258	0.035	50
RAYCHEM	5022D5112	TRIAX	-43	_	0.175	0.032	50
RAYCHEM	5022D5311	TRIAX	-43	_	0.175	0.032	50
RAYCHEM	5022E5111	TRIAX	-57	-302	0.164	0.033	50

Note: * = Special contact factory

CABLE GROUP TABLE

CABLE MANUFACTURER	CABLE NUMBER	CABLE TYPE	WRENCH STYLE	CRIMP STYLE	JACKET SIZE	CONDUCTOR	IMPEDANCE
RAYCHEM	5024A1311	COAX	-36	*	0.104	0.025	50
RAYCHEM	5024A1661	TWINAX	-27	*	0.108	0.025	50
RAYCHEM	5024A3111	COAX	-5	-003	0.113	0.019	50
RAYCHEM	5024A3314	COAX	*	*	0.127	0.025	50
RAYCHEM	5026A1111	COAX	-44	_	0.080	0.019	50
RAYCHEM	5026A1614	COAX	-44	_	0.080	0.019	50
RAYCHEM	5026A1664	TWINAX	-49	*	0.085	0.019	50
RAYCHEM	5026A5624	TRIAx	*	*	0.130	0.019	50
RAYCHEM	5026D5314	TRIAx	-23	_	0.132	0.019	50
RAYCHEM	5026N5611	TRIAx	*	_	0.124	0.019	50
RAYCHEM	5028A2211-9	COAX	-44	_	_	0.013	50
RAYCHEM	5028A3318	COAX	-5B	-004	0.090	0.014	50
RAYCHEM	5028D5312	TRIAx	*	_	0.110	0.013	50
RAYCHEM	5030A1114	COAX	-5A	-001	0.061	0.012	50
RAYCHEM	5030A1214	COAX	-5A	_	0.061	0.012	50
RAYCHEM	5030A1314	COAX	-5A	_	0.063	0.012	50
RAYCHEM	5030A1318	COAX	-5A	_	0.063	0.012	_
RAYCHEM	5030A1411	COAX	-5A	_	0.066	0.012	50
RAYCHEM	5030A1511	COAX	-5A	_	0.066	0.012	50
RAYCHEM	55A1121-24	TWINAX	-27	-223	0.107	0.025	_
RAYCHEM	55A1122-26	TWINAX	*	-223	0.102	0.021	_
RAYCHEM	7028A5518	TRIAx	-26	_	0.143	0.015	70
RAYCHEM	7518A0811	TRIAx	*	TOO LARGE	0.480	0.050	75
RAYCHEM	7518A5611	TRIAx	*	TOO LARGE	0.324	0.054	75
RAYCHEM	7518A5811	TRIAx	*	TOO LARGE	0.417	0.052	_
RAYCHEM	7520A1311	COAX	-52	-024	0.241	0.040	75
RAYCHEM	7522A1311	COAX	_	-023	_	_	75
RAYCHEM	7522A1312	COAX	_	*	0.194	0.032	75
RAYCHEM	7522A1811	COAX	*	*	0.210	0.032	75
RAYCHEM	7522A5811	TRIAx	*	_	0.258	0.030	75
RAYCHEM	7522D5311	TRIAx	-25A	_	0.269	0.031	75
RAYCHEM	7523D1331	COAX	-2	-013	0.246	0.023	75
RAYCHEM	7524A1311	COAX	-21	_	0.160	0.025	75
RAYCHEM	7524A1312	COAX	-22	_	0.152	0.025	75
RAYCHEM	7524A1811	COAX	-37	_	0.152	0.025	75
RAYCHEM	7524D5011	TRIAx	*	*	0.200	0.025	75
RAYCHEM	7524D5111	TRIAx	*	*	0.195	0.025	75
RAYCHEM	7524D5811	TRIAx	_	-306	0.243	0.025	_
RAYCHEM	7526A5311	TRIAx	-60	_	0.215	0.019	75
RAYCHEM	7526D5318	TWINAX	-59	_	0.167	0.020	75
RAYCHEM	7526J1660	TWINAX	-47	_	0.115	0.019	75
RAYCHEM	7528A1114	COAX	-36	-004	0.100	0.015	75
RAYCHEM	7528A1317	COAX	-5	-004	0.102	0.015	75
RAYCHEM	7528A5314	TRIAx	-64	-303	0.148	0.015	75
RAYCHEM	7528F5614	TRIAx	*	-303	0.141	0.015	75
RAYCHEM	7528G1312-7	COAX	-36	*	0.110	0.015	_

Note: * = Special contact factory

APPENDIX

CABLE GROUP TABLE

CABLE MANUFACTURER	CABLE NUMBER	CABLE TYPE	WRENCH STYLE	CRIMP STYLE	JACKET SIZE	CONDUCTOR	IMPEDANCE
RAYCHEM	7530A5218	TRIAX	*	*	0.117	0.013	75
RAYCHEM	7530A5314	TRIAX	*	—	0.129	0.012	75
RAYCHEM	7530A5524	TRIAX	*	*	0.130	0.012	75
RAYCHEM	7720C8662	TWINAX		-213	—	0.020	77
RAYCHEM	7722C2664	TWINAX	-24	-210	0.143	0.032	77
RAYCHEM	7722C3661	TWINAX	-24	*	0.178	0.032	77
RAYCHEM	7722C3861	TWINAX	*	-215	0.232	0.031	77
RAYCHEM	7722D1161	TWINAX	*	*	0.075	0.032	77
RAYCHEM	7724C1664-9	TWINAX	*	-204	0.127	0.023	77
RAYCHEM	7724C3864	TWINAX	*	-212	0.200	0.024	77
RAYCHEM	7724C8664	TWINAX	*	-221	0.155	0.025	—
RAYCHEM	7724G3664	TWINAX	-45	-222	0.154	0.025	77
RAYCHEM	7724N0664	TWINAX	-45	-204	0.144	0.025	78
RAYCHEM	7726D066A	TWINAX	-27	-223	0.112	0.020	77
RAYCHEM	7820D0111	TWINAX	*	—	0.182	0.040	78
RAYCHEM	7824D0130	TWINAX	*	—	0.172	0.025	78
RAYCHEM	7824E0422	TWINAX	-29	-204	0.135	0.025	78
RAYCHEM	7826D0130	TWINAX	-29	-206	0.120	0.025	78
RAYCHEM	9324D0130	TWINAX	*	212	0.167	0.025	93
RAYCHEM	9528A1317	COAX	*	-026	0.137	0.015	95
RAYCHEM	9528A1417	COAX	*	-026	0.137	0.015	95
RAYCHEM	9528A1517	COAX	*	-026	0.137	0.015	95
RAYCHEM	9528D5114	TRIAX	-60	-305	0.177	0.015	95
RAYCHEM	9530A5117	TRIAX	-24A	—	0.149	0.012	—
RAYCHEM	9530D5117	TRIAX	-56	-301	0.164	0.013	95
RAYCHEM	9530D5317	TRIAX	-59	—	0.170	0.012	95
RAYCHEM	9530H1118	COAX	-36	—	0.108	0.013	95
RAYCHEM	9532A5114	TRIAX	-23	—	0.140	0.008	95
RAYCHEM	9532A5314	TRIAX	-23	—	0.130	0.008	95
RAYCHEM	EPC29116C	TRIAX	-32	-309	0.152	0.017	—
RAYCHEM	EPD 30881A	TWINAX	*	*	0.201	0.024	77
RAYCHEM	EPD 60441	TRIAX	-25A	TOO LARGE	0.256	0.035	50
RAYCHEM	EPD22030E	TWINAX	*	-224	0.209	0.026	—
RAYCHEM	EPD22030F	TWINAX	—	-215	0.251	0.025	—
RAYCHEM	EPD22188B	TWINAX	—	-218	0.150	0.025	—
RAYCHEM	EPD26467Q	TRIAX	-23	-303	0.136	0.012	—
RAYCHEM	EPD27364A	TWINAX	-11	TOO LARGE	0.311	0.038	77
RAYCHEM	EPD29102A	COAX	-2	-013	0.243	0.023	75
RAYCHEM	EPD29697A	TWINAX	*	—	0.165	0.025	—
RAYCHEM	EPD30653Q	TWINAX	*	-217	0.150	0.025	—
RAYCHEM	EPD33017Q	COAX	-5	-003	0.106	0.020	—
RAYCHEM	EPD33698Q	TRIAX	-32	—	0.142	0.015	—
RAYCHEM	EPD33727Q	TRIAX	-33	—	0.185	0.012	—
RAYCHEM	EPD38474Q	TRIAX	-13	TOO LARGE	0.330	0.022	—
RAYCHEM	EPD43297	TWINAX	*	—	0.465	0.040	—
RAYCHEM	EPD44692	TWINAX	-29	-217	0.146	0.025	77

Note: * = Special contact factory

CABLE GROUP TABLE

CABLE MANUFACTURER	CABLE NUMBER	CABLE TYPE	WRENCH STYLE	CRIMP STYLE	JACKET SIZE	CONDUCTOR	IMPEDANCE
RAYCHEM	EPD45673	TRIAX	*	_	0.254	0.023	75
RAYCHEM	EPD46145Q	TRIAX	*	TOO LARGE	0.323	0.023	_
RAYCHEM	EPD46270Q	TRIAX	-9	-306	0.260	0.037	_
RAYCHEM	EPD49317Q	COAX	-63	_	0.228	0.025	75
RAYCHEM	EPD49334Q	TRIAX	-8	TOO LARGE	0.322	0.023	75
RAYCHEM	EPD49336Q	TRIAX	-13A	TOO LARGE	0.322	0.023	_
RAYCHEM	EPD49338Q	TWINAX	-9	_	_	_	_
RAYCHEM	EPD60947Q	TRIAX	-7	_	0.260	0.042	_
RAYCHEM	EPD6314	TWINAX	-29	-201	0.136	0.025	77
RAYCHEM	EPD6344-22-9CS1833	TWINAX	_	*	0.195	0.030	_
RAYCHEM	EPD647100-01	COAX	-6B	TOO LARGE	0.433	0.088	50
RAYCHEM	EPD67364Q	TRIAX	*	TOO LARGE	0.268	0.032	75
RAYCHEM	EPD71818A	TWINAX	*	*	0.264	0.025	_
RAYCHEM	EPD7246Q	COAX	-6A	TOO LARGE	0.406	0.048	75
RAYCHEM	EPD76761	TWINAX	_	-212	0.177	0.024	77
RAYCHEM	EPD78310	TRIAX	*	*	0.208	0.035	50
RAYCHEM	EPD8274-1	TRIAX	-13	TOO LARGE	0.314	_	_
RAYCHEM	EPD84067	TRIAX	*	_	0.301	0.035	50
RAYCHEM	M27500-22ML2TO8	TWINAX	-45	-204	0.134	0.028	_
RAYCHEM	M27500-22RC2S06	TWINAX	*	-217	0.145	0.025	_
RAYCHEM	M27500-26RC2S06	TWINAX	-47	-223	0.110	0.019	_
RAYCHEM	M27500-26RC2S09	TWINAX	-27	_	0.110	0.018	_
RAYCHEM	URM54	TRIAX	-13	_	0.327	0.023	_
RAYDEX/CDT	RLF7	COAX	*	*	0.295	0.073	50
RAYDEX/CDT	RA7000	COAX	-21	*	0.177	0.026	75
RAYDEX/CDT	RA750-8CORE	COAX	_	-026	0.139	0.012	_
RAYTHEON	979268	TRIAX	-24A	-307	0.189	0.012	75
RAYTHEON	10271188	TRIAX	-23	_	0.131	0.09	_
RAYTHEON	11464169	TWINAX	-55	*	0.214	0.038	78
REMEE	1575	COAX	_	*	0.295	0.041	75
ROCKBESTOS	RSS-6-104	COAX	-2	_	0.242	0.032	_
ROCKBESTOS	RSS-6-154	COAX	-2	-014	0.242	0.032	75
ROCKWELL	LE572-0003-0008	TWINAX	*	-204	0.132	0.026	77
ROCKWELL	LE572-0035	TRIAX	-23	_	0.135	0.015	75
ROCKWELL	MP572-0279-0002	TWINAX	-29	-201	0.125	0.025	_
ROCKWELL	MP572-0328-0002	TWINAX	-29	-204	0.130	0.025	_
SABRITEC	540-1050-000	TRIAX	-23	TOO SMALL	0.127	0.014	_
SAXTON	8405	COAX	-2B	-013A	0.249	0.030	93
SAXTON	8421F	COAX	-6B	TOO LARGE	0.425	0.091	50
SCC	3901/018/52	TWINAX	*	-201	0.125	0.027	90
SCI	41	COAX	-44	*	0.074	0.012	75
SEIMENS	2YCYCY 0.63/3.7-75	TRIAX	-13A	TOO LARGE	0.307	0.025	75
SEMFLEX	BPE400	CAOX	*	-050 (90)	0.409	0.0110	
SEMFLEX	FSCM 60637	COAX	*	*	0.123	0.026	50
SEMFLEX	SW110	COAX	*	*	0.123	0.026	50
SENSORMATIC	K0100-0106-006	COAX	*	*	0.193	0.032	_

Note: * = Special contact factory

APPENDIX

CABLE GROUP TABLE

CABLE MANUFACTURER	CABLE NUMBER	CABLE TYPE	WRENCH STYLE	CRIMP STYLE	JACKET SIZE	CONDUCTOR	IMPEDANCE
SEQUOIA	1000NS1V	COAX	-31	—	0.120	0.040	—
SIECOR	8712812	TWINAX	-47	-201	—	—	—
SIEMANS-GERMANY	O2YCICY-1.2/5.7-75LIGR	TRIAx	*	—	0.430	0.047	—
SONIC WIRE	28/736TFCXECXE	TRIAx	-32	—	0.142	0.014	—
SOUTH BAY CABLE (SBC)	SB-39602 REV C	COAX	*	TOO LARGE	0.423	0.054	—
SPF	KX8	COAX	-6A	TOO LARGE	0.400	0.050	—
STANDARD WIRE/CABL	1100-66F	TWINAX	-45	-210	0.145	0.032	—
STORM	34-001	TRIAx	-59	—	0.175	0.019	50
STORM	34-003	TRIAx	*	—	0.113	0.012	50
SUHNER	G 04233 D-10	COAX	-2B	*	0.256	0.023	75
SUHNER	G01330HT	TRIAx	-56	—	0.177	0.016	—
SUHNER	G02262	COAX	-5	-003	0.110	0.019	—
SUHNER	G02330HT	TRIAx	*	—	0.210	0.020	—
SUHNER	G02332	TRIAx	-26	—	0.167	0.035	—
SUHNER	G02333	TRIAx	-59	—	0.169	0.010	—
SUHNER	G03233D	COAX	-3	—	0.212	0.017	—
SUHNER	G04233D	COAX	*	—	0.260	0.023	—
SUHNER	GX03272D-06	COAX	-3	-012	0.213	0.035	—
SUHNER	S02223	COAX	—	-004	0.100	0.04	75
SUHNER	S04233	COAX	-2B	-014	0.243	0.034	75
SUMIRE	4C-HEB-NL	COAX	—	-25	0.236	0.035	75
SUMITOMO	2.5C	COAX	-22	-008	0.154	0.015	—
SUMITOMO	2C	COAX	*	-008	0.147	0.012	—
SUPERIOR	FVP224	TWINAX	-9	-214	0.242	0.021	—
SUPERIOR ESSEX	SERIES 11	COAX	-6A	-052	0.400	0.060	75
SURPRENANT	M16878/4-BDE-2ST	TWINAX	-27	—	0.111	0.020	—
SURPRENANT	4236	COAX	*	—	0.160	0.017	—
SURPRENANT	9872	COAX	-22	-009	0.145	0.017	—
SURPRENANT WIRE & CABLE	C-01-1317/1A	TWINAX	*	-212	0.169	0.025	78
SYLVANIA (GTE)	19-805709-1	COAX	*	*	0.085	0.012	—
SYLVANIA (GTE)	73-1317911-1	TWINAX	-27	-208	0.110	0.011	—
SYNERGISTIC RESEARCH	E102194	COAX	-2A	-023	0.235	0.032	75
SYNERGY	VIDEO 1000	COAX	—	-013	—	—	75
TELEDYNE	14796/1	TWINAX	-10	TOO LARGE	0.420	0.036	—
TELEDYNE	5M2022-002	TWINAX	*	—	0.161	0.030	—
TELEDYNE	ST5M1322-001	TRIAx	-24A	—	0.165	0.024	—
TELEDYNE THERMATICS	5M2559-001	TRIAx	*	-309	0.150	0.015	—
TELEFONICA	3623G01	COAX	-22	-026	0.138	0.015	75
TENSOLITE	92607	TRIAx	*	*	0.215	0.019	—
TENSOLITE	8712812	TWINAX	-47	-201	—	—	—
TENSOLITE	10047-9219-01	TRIAx	-32	-302	0.166	0.031	—
TENSOLITE	1936-TX-10C2SW	TWINAX	-47	-201	0.129	0.024	—
TENSOLITE	24453/42810 Q-2	QUADRAX	-58	-217	0.145	0.025	—
TENSOLITE	24499/898X2	TWINAX	-24	-204	0.125	0.025	—
TENSOLITE	26433/9P175T-2	TWINAX	-27	-205	0.090	0.019	—
TENSOLITE	26840/9D099LV-2	TWINAX	*	-223	0.110	0.019	—

Note: * = Special contact factory

CABLE GROUP TABLE

CABLE MANUFACTURER	CABLE NUMBER	CABLE TYPE	WRENCH STYLE	CRIMP STYLE	JACKET SIZE	CONDUCTOR	IMPEDANCE
TENSOLITE	28883/31169Q-1	TRIAIX	-23	—	0.135	0.015	75
TENSOLITE	28883/T290TX-1	TRIAIX	-23	—	0.135	0.015	75
TENSOLITE	30852/9B2581V-1 28GA	COAX	-5A	-001	0.079	0.010	—
TENSOLITE	30880/4119X-1	COAX	-44	*	0.073	0.011	—
TENSOLITE	30895/25L-1	TRIAIX	60	—	—	—	—
TENSOLITE	5M2142-001	TRIAIX	*	—	—	—	—
TENSOLITE	5M2397-002	TRIAIX	-23	-303	0.136	0.014	—
TENSOLITE	5M2559-001	TRIAIX	*	—	0.160	0.015	—
TENSOLITE	5M2870-22C2J	TWINAX	*	*	0.100	0.029	—
TENSOLITE	E6372429	TWINAX	*	—	—	—	—
TENSOLITE	S280W502	TWINAX	-24	-218	0.154	0.023	—
TENSOLITE	ST5M1284-001	TWINAX	*	-212	0.180	0.024	96
TENSOLITE	STME637-2	TWINAX	—	-206	—	—	—
TEXAS INSTRUMENTS	417889-2	TRIAIX	*	-307	0.185	0.012	93
TEXAS INSTRUMENTS	802857-1	TWINAX	-24	*	0.162	0.031	70
THERMATICS	11079	TWINAX	-29	-204	0.130	0.025	—
THERMATICS	11421	TWINAX	—	-223	0.104	0.019	—
THERMATICS	11421	TWINAX	—	-223	—	—	—
THERMATICS	425-1680-030VW-1	COAX	—	-013	—	—	—
THERMATICS	5M2022-003	TWINAX	*	-204	0.130	0.024	—
THERMATICS	8712812 (A/F DWG)	TWINAX	-47	-201	0.125	0.023	—
THERMATICS	NEC725-2(G)	COAX	53	—	—	—	—
THERMAX	68-1938TF(2)SXE	TWINAX	—	-223	0.104	0.019	—
THERMAX	77-1936TF(2)TFPA	TWINAX	-47	-201	0.125	0.024	77
THERMAX	947-494	COAX	*	*	0.159	0.040	—
THERMAX	983-495	COAX	-4	*	0.144	0.024	75
THERMAX	985-495	COAX	-4	*	0.144	0.024	75
THERMAX	M27500-22TG2T14	TWINAX	-29	—	0.132	0.031	—
THERMAX	MCD-THI	TWINAX	*	—	—	—	125
THERMAX	RG58/BLACK	COAX	-1	-011	—	—	50
THERMAX	RGS-316	COAX	-5	-003	0.102	0.020	50
THERMAX	RGS-316	COAX	-5	-003	0.102	0.020	50
TIMES	2382	COAX	-6A	—	0.400	0.064	75
TIMES	2391	COAX	-41	-020	0.273	0.041	75
TIMES	2560	COAX	-41	—	0.271	0.040	—
TIMES	68999	TRIAIX	*	—	0.335	0.026	—
TIMES	8712812	TWINAX	-47	-201	—	—	—
TIMES	100A	COAX	-5	-003	0.105	0.018	50
TIMES	2240V	COAX	*	*	0.262	0.032	75
TIMES	2260V	COAX	-6	*	0.296	0.040	75
TIMES	2360V	COAX	-41	-020	0.273	0.040	75
TIMES	25B3M	COAX	-2	-014	0.242	0.031	—
TIMES	65555-RD316	COAX	-5	-003	0.113	0.021	—
TIMES	AA-2317	TRIAIX	-24A	*	0.169	0.025	50
TIMES	AA-2325	TRIAIX	*	-308	0.215	0.020	95
TIMES	AA-2511	COAX	-2A	—	0.220	0.020	—

Note: * = Special contact factory

APPENDIX

CABLE GROUP TABLE

CABLE MANUFACTURER	CABLE NUMBER	CABLE TYPE	WRENCH STYLE	CRIMP STYLE	JACKET SIZE	CONDUCTOR	IMPEDANCE
TIMES	AA-3096	COAX	-34	—	0.242	0.050	—
TIMES	AA-3369	TWINAX	—	—	—	—	78
TIMES	AA-4668.2	COAX	-2	*	0.236	0.051	—
TIMES	AA-4888	TRIAX	-64	-303	0.145	0.013	75
TIMES	AA-5885	COAX	*	—	0.480	0.0134	—
TIMES	AA-5886	COAX	*	—	0.390	0.0105	—
TIMES	AA-5887	COAX	*	*	0.270	0.067	50
TIMES	AA-6045	TWINAX	—	—	—	—	78
TIMES	AA-6151	TRIAX	-64	—	0.143	0.012	75
TIMES	AA-6343	COAX	-1	-011	0.193	0.037	—
TIMES	AA-6894	TRIAX	*	TOO LARGE	0.480	0.050	75
TIMES	AA-6895	TRIAX	*	TOO LARGE	0.450	0.089	—
TIMES	AA-6899	COAX	-6B	—	0.434	0.064	75
TIMES	AA-7028	TWINAX	-9	-215	0.240	0.028	—
TIMES	AA-7032	COAX	-6E	-017	0.332	0.029	—
TIMES	AA-7038	COAX	-2	-013	0.242	0.023	—
TIMES	AA-7279	TWINAX	-10	TOO LARGE	0.425	0.046	—
TIMES	AA-7618	COAX	*	—	0.430	0.047	75
TIMES	AA-7621	TRIAX	*	TOO LARGE	0.325	0.025	—
TIMES	AA-7740	COAX	—	*	0.160	0.036	50
TIMES	AA-7740	COAX	—	*	0.160	0.036	50
TIMES	AA-7741	COAX	-5	-003	0.100	0.020	50
TIMES	AA-7909	TWINAX	*	—	0.155	0.019	—
TIMES	AA-8314	TWINAX	*	*	0.115	0.012	—
TIMES	AA-8469	COAX	—	-004	0.242	0.059	50
TIMES	AA-8624	COAX	-31	-005	0.121	0.012	75
TIMES	AA-8699	TRIAX	*	—	0.110	0.012	—
TIMES	BL1242	TWINAX	-9	-216	0.245	0.022	—
TIMES	BL782	TWINAX	-9	-213	0.245	0.039	78
TIMES	BL784	TWINAX	-10	TOO LARGE	0.420	0.067	78
TIMES	BL982	TWINAX	-9	-215	0.245	0.032	—
TIMES	LMR-100A	COAX	-36	-026	0.124	0.019	50
TIMES	LMR195	COAX	-3	-011	0.197	0.038	50
TIMES	LMR-200	COAX	-1	—	0.190	0.045	50
TIMES	LMR240	COAX	*	*	0.240	0.059	50
TIMES	LMR-240-LLPL	COAX	—	—	0.240	0.051	50
TIMES	LMR-300	COAX	-6	*	0.300	0.070	50
TIMES	LMR400	COAX	*	-050 (90)	0.409	0.110	—
TIMES	LMR-500	COAX	*	TOO LARGE	—	—	50
TIMES	LMR-600	COAX	*	—	0.590	0.176	50
TIMES	M17/182-00001	TWINAX	-10	TOO LARGE	0.425	0.046	—
TIMES	MI2240V	COAX	*	*	0.272	0.032	—
TIMES	MI4007	COAX	*	-026	0.138	0.017	—
TIMES	MI-655555	COAX	-5	*	0.115	0.021	—
TIMES	RD-316	COAX	-31	-006	0.118	0.020	50
TIMES	RDT-302	TRIAX	-25A	—	0.260	0.025	—

Note: * = Special contact factory

CABLE GROUP TABLE

CABLE MANUFACTURER	CABLE NUMBER	CABLE TYPE	WRENCH STYLE	CRIMP STYLE	JACKET SIZE	CONDUCTOR	IMPEDANCE
TIMES	RDT-316	TRIAX	-26	—	0.155	0.020	50
TIMES	RT-142	TRIAX	*	—	0.215	0.039	—
TIMES	RT-179	TRIAX	-64	-303	0.145	0.012	75
TIMES	RT-180	TRIAX	*	—	0.191	0.025	—
TIMES	RT-302	TRIAX	-25	*	0.242	0.026	75
TIMES	RT-316	TRIAX	*	—	0.154	0.020	50
TIMES	RT-400	TRIAX	*	*	0.215	0.020	—
TIMES	SF-142B	COAX	-1	-011	0.195	0.037	50
TIMES	SF-214	COAX	-6B	—	0.425	0.089	—
TIMES	SF-304	COAX	*	—	0.290	0.059	50
TIMES	TRF-58	TRIAX	-7	-306	0.250	0.039	50
TIMES	TRF-59	TRIAX	-13	TOO LARGE	0.325	0.023	—
TIMES	TRF-8	TRIAX	-14A	—	0.500	0.086	50
TIMES FIBER	2644	COAX	-6A	TOO LARGE	0.400	0.064	75
TIMES FIBER CABLE	173	COAX	-51	-016	0.308	0.033	75
TIMES FIBER COMM (TFC)	23T2	COAX	-6A	—	0.400	0.064	75
TIMES MICROWAVE	405	COAX	-36	-003	0.104	0.020	50
TIMES MICROWAVE	AA-8371	TRIAX	*	*	0.210	0.036	50
TIMES MICROWAVE	AA-8746	COAX	*	*	0.131	0.028	50
TIMES MICROWAVE	LMR200LLPL	COAX	-1	-011	0.195	0.040	50
TOSHIBA	NHU-EFTXF 6.07/2.26	TRIAX	*	TOO LARGE	0.457	0.090	50
TROMPETER	M17/176-00002	TWINAX	-47	-201	0.134	0.024	77
TROMPETER	QRC- 78-1	QUADRAX	39	—	TBD	0.022	78
TROMPETER	QRC- 78-2	QUADRAX	17	—	0.286	0.040	78
TROMPETER	QRC- 78-3	QUADRAX	38	—	0.325	0.039	78
TROMPETER	QRC-124-1	QUADRAX	40	—	TBD	0.012	124
TROMPETER	QRC-124-3	QUADRAX	38	—	0.335	0.022	124
TROMPETER	TCC-50-2	COAX	-1	-011	0.199	0.038	50
TROMPETER	TCC-75-2	COAX	-2	-013A	0.246	0.031	75
TROMPETER	TCC-75-3D	COAX	—	*	0.185	0.024	75
TROMPETER	TCC-75-3S	COAX	—	*	0.185	0.024	75
TROMPETER	TCC-75-4D	COAX	—	*	0.145	0.019	75
TROMPETER	TCC-75-4S	COAX	—	*	0.145	0.019	75
TROMPETER	TRC-50-1	TRIAX	-32	-309	0.161	0.015	50
TROMPETER	TRC-50-2	TRIAX	-7	-306	0.250	0.038	50
TROMPETER	TRC-75-1	TRIAX	-33	-307	0.194	0.012	75
TROMPETER	TRC-75-2	TRIAX	-7	-308	0.250	0.019	75
TROMPETER	TRCH-50-2	TRIAX	-7	-306	0.250	0.038	50
TROMPETER	TRCH-75-1	TRIAX	—	—	0.250	0.012	75
TROMPETER	TWAC-78-1F1	TWINAX	—	—	—	—	—
TROMPETER	TWAC-78-1F2	TWINAX	-49	-205	0.100	0.015	78
TROMPETER	TWC-124-1A	TWINAX	-29	-203	0.155	0.012	124
TROMPETER	TWC-124-2	TWINAX	-9	-214	0.250	0.022	124
TROMPETER	TWC-78-1	TWINAX	-29	-202	0.155	0.022	78
TROMPETER	TWC-78-2	TWINAX	-9	-213	0.247	0.037	78
TROMPETER	TWCF-78-1	TWINAX	-29	-202	0.155	0.022	78

Note: * = Special contact factory

CABLE GROUP TABLE

CABLE MANUFACTURER	CABLE NUMBER	CABLE TYPE	WRENCH STYLE	CRIMP STYLE	JACKET SIZE	CONDUCTOR	IMPEDANCE
TROMPETER	TWCH-78-1	TWINAX	-29	-202	0.155	0.022	78
TROMPETER	TWCH-78-2	TWINAX	-9	-213	0.247	0.037	78
TROMPETER	TWCN-124-1A	TWINAX	-29	-203	–	–	–
TROMPETER	TWCP-124-2	TWINAX	-9	-214	0.250	0.024	124
TROMPETER	TWCP-124-3	TWINAX	-55	-224	0.215	0.024	124
TROMPETER	TWCP-124-5	TWINAX	*	-226 (70MC)	0.335	0.048	124
TROMPETER	TWCP-78-1	TWINAX	-47	–	0.155	0.019	78
TROMPETER	TWCP-78-2	TWINAX	-9	-213	0.247	0.037	78
TVA	F660BVV	COAX	-41	-020	0.267	0.042	75
TVE	92	TRIAx	*	TOO LARGE	0.433	0.054	–
UK	BICC T3304	COAX	-2B	-015	0.252	0.024	–
UK	BICCT(M)3205	COAX	–	-016	–	–	–
ULRICH HEER	VIM222-318/97	TRIAx	-23	–	0.138	0.012	75
UNICABLE	ICN417-2052P	COAX	*	*	0.162	0.036	–
UNICABLE	IEEE 802.3A	COAX	-21	*	0.171	0.039	–
UNK	PCC-FTS	COAX	*	*	0.213	0.034	75
UNK	TR17901	TRIAx	-23	-303	0.140	0.011	–
UNK	VCB 100	COAX	*	*	0.279	0.049	–
UNK	VCB 75	COAX	-2	-023	0.238	0.034	75
URM 102	RAYCHEM	COAX	*	TOO LARGE	0.382	0.099	50
USAF	8712812	TWINAX	-47	-201	–	–	–
VCS	PSF1/3	COAX	*	-018	0.260	0.020	75
VDO	711-PAN 6421	TWINAX	-45	–	–	–	–
VIDEO TIME S.P.A.	RX75/56	TRIAx	*	TOO LARGE	0.437	0.054	–
VIDEOKABEL	0.6/3.7	COAX	-2	-022	0.237	0.025	75
VOLEX	DXSN 1530	COAX	–	*	0.087	0.016	75
VOUGHT AERONAUTICS	202-2964-222	TRIAx	-57	–	–	–	–
WEICO	55222	TWINAX	*	-217	0.145	0.025	–
WEST PENN	812	COAX	-1	-011	0.195	0.037	52
WEST PENN	814	COAX	-53	-019	0.232	0.025	75
WEST PENN	815	COAX	-2A	-023	0.232	0.032	75
WEST PENN	816	COAX	-2	-023	0.239	0.030	75
WEST PENN	819	COAX	-2A	-023	0.232	0.032	75
WEST PENN	825	COAX	-22	-009	0.146	0.018	75
WEST PENN	841	COAX	–	-024	0.254	0.041	75
WEST PENN	843	COAX	-2	-014	0.242	0.032	75
WEST PENN	3815	TRIAx	-13	TOO LARGE	0.330	0.032	75
WEST PENN	25806	COAX	*	*	0.236	0.040	75
WEST PENN	25806	COAX	*	*	0.236	0.041	75
WEST PENN	25815	COAX	*	–	–	0.032	75
WEST PENN	25819	COAX	*	*	0.207	0.032	75
WEST PENN	25825	COAX	–	*	0.146	0.018	75
WEST PENN	25841	COAX	–	-024	0.254	0.040	–
WEST PENN	28515	COAX	*	*	0.207	0.032	–
WEST PENN	CL2Q843	COAX	-34	*	0.248	0.032	–
WEST PENN	HD825	COAX	–	-009	0.150	0.019	75

Note: * = Special contact factory

CABLE GROUP TABLE

CABLE MANUFACTURER	CABLE NUMBER	CABLE TYPE	WRENCH STYLE	CRIMP STYLE	JACKET SIZE	CONDUCTOR	IMPEDANCE
WEST PENN	P806	COAX	-6	-016	0.305	0.032	75
WEST PENN	Q841	COAX	*	*	0.283	0.041	75
WEST PENN CABLE	818	COAX	-2A	-014	0.242	0.031	75
WEST PENN WIRE	6350	COAX	_	-020	0.275	0.040	75
WESTINGHOUSE	128C147H01	TRIAx	-26	_	0.165	0.012	_
WEST PENN	25821	COAX	*	_	0.352	0.064	75
WEST PENN	25Q841	COAX	-41	-020	0.273	0.040	75
WHITMORE	24002001	TRIAx	-23	-303	0.142	0.012	75
WOVEN ELEC	T19TPSJ2619EN	TWINAX	-27	-208	0.105	0.012	_
YAMADA	AMB/A-C2-11-2-9	TWINAX	_	-201	0.135	0.025	_
Z MICROSYSTEMS	CTL3VGAMM	COAX	-36	-004	0.100	0.015	75

Note: * = Special contact factory

Part Number	Page	Part Number	Page	Part Number	Page
ACA-Δ-0	77	(U)BJ41	37	(U)BJ224-RIA	28
ACC-Δ	77	(U)BJ46	37	BJ226GF	41
AD1	53	(U)BJ46GF	41	(U)BJ228	28
AD131	43	(U)BJ47	37	(U)BJ229	28
AD1300	43	(U)BJ48	36	(U)BJ246	37
ADAPTERS	64-67	(U)BJ48GF	41	BJ246GF	41
AD1W	53	(U)BJ49	37	(U)BJ249	37
AD1WHD	53	BJ50(FL)	47	BJ330	25
ADH1	53	BJ51(GL)	47	BJ331	25
ADH1W	53	BJ57	47	BJ338	25
ADMW12	53	BJ58(FL)	47	BJ339	25
(U)AD28	27	BJ59(FL)	47	BJ350	47
(U)AD228	27	BJ72(TL/FL)	7	BJ357	47
(U)AD48	36	BJ73(TL/FL)	7	BJ358	47
AD78 (TL/FL)	6	BJ74(TL/FL)	7	BJ359	47
(U)AD95	42	BJ74C	7	BJ372	7
AD158(FL)	20	BJ74C(TL/FL)	7	BJ373	7
(U)ADI95	42	BJ75(TL/FL)	7	BJ73HS	16
AD378	6	BJ76(TL/FL)	7	BJ374	7
AD3158	20	BJ77(TL/FL)	7	BJ374C	7
ADRMF70(TL/FL)	6	BJ77HS	16	BJ375	7
ADRMF370	6	BJ78(TL/FL)	7	BJ376	7
UADRMF220	27	BJ78HS	16	BJ376HS	16
ALP3	55	BJ79(TL/FL)	7	BJ377	7
APC3	55	BJ79C(TL/FL)	7	BJ378	7
APC(D)B-L	55	BJ79HS	16	BJ578HS	16
ALPL3	55	BJ80	24	BJ379	7
AVPC-L-50	55	BJ83	24	BJ379C	7
AVPCL-L-50	55	BJ89	24	BJ380	24
AVPCW-L-75	55	BJ89F	24	BJ383	24
AVPCLW-L-75	55	BJ92	43	BJ388	24
AT1	69	BJ95F	42	BJ389	24
AT2	69	(U)BJ95	42	BJ389F	24
AT4	69	(U)BJ96	42	BJ450	22
AWC	68	(U)BJ98-2	42	BJ457	22
AWS	68	(U)BJ120	38	BJ459AC	23
BCS	68	(U)BJ120SL	38	BJ770(GL)	7
BCS/C24T3E	68	(U)BJ120C	38	BJ803	24
BCS/C24T3E	68	BJ150(FL)	19	BJ833	24
(U)BJ20	28	BJ151	20	BJ88	24
(U)BJ20SL	28	BJ152(FL)	19	BJ883	24
(U)BJ21	28	BJ153(FL)	19	BJ893	24
(U)BJ23	28	BJ154(FL)	19	BJ893F	24
(U)BJ24	28	BJ154AC(FL)	19	BJ3150	19
(U)BJ26	28	BJ155(FL)	19	BJ3150HS	16
(U)BJ26GF	41	BJ157(FL)	19	BJ3150SHS	16
(U)BJ27	28	BJ157F(FL)	19	BJ3152	19
(U)BJ28	28	BJ157FLHS	16	BJ3153	19
(U)BJ28GF	41	BJ157HS	16	BJ3154	19
(U)BJ29	28	BJ158(FL)	19	BJ3154AC	19
BJ30	25	BJ159	18	BJ3155	19
BJ31	25	BJ159AC	18	BJ3157	19
BJ38	25	BJ159ACFL	18	BJ3157F	19
BJ39	25	BJ159FL	18	BJ3158	19
(U)BJ40	37	(U)BJ220	27	BJ3159	18
(U)BJ40SL	37	(U)BJ224	28	BJ3159AC	18

Δ See Cable Group Table, pages 78-120. (U) = denotes 75 ohm version available. Call Factory for part numbers not listed.

INDEX

Part Number	Page	Part Number	Page	Part Number	Page
BJ3450	.22	DISTRIBUTION PANELS	.58	JSI - STANDARD	
BJ3457	.22	F CONNECTORS	43-45	INSULATED PANELS	.60
BJ3459AC	.23	GROUND FILTER	.41	JSIB - STANDARD INSULATED	
(U)BN23	.27	HOLE PLUGS	.57	PHENOLIC PANELS	.60
BN73(TL/FL)	.9	IMPEDANCE MATCHING		JS - MINIATURE	
BN83	.24	ADAPTER	.41	NON-INSULATED PANELS	.59
BN153(FL)	.20	MINI-WECO		INSULATED PANELS	.59
BN373	.9	COAX PATCH JACKS	48, 49, 54, 56	JSIX - MINIATURE INSULATED	
BN383	.24	STANDARD COAX		PHENOLIC PANELS	.59
BN833	.24	PATCH JACKS	49-52, 55	JSISM-60	.12
BN3153	.20	MINI-WECO		JSISM-120	.12
BNC Attenuator	.41	COAX PATCH PLUGS	.53	STANDARD COAX	
C24T2(A-U)	.68	STANDARD COAX		LOOPING PLUGS	.55
C24T3(A-U)	.68	PATCH PLUGS	.53	STANDARD TWINAX/TRIAX	
CRIMP DIES	.69	J11	.54	LOOPING PLUGS	.15
CD3-	.69	J11MW	.54	SUBMINIATURE TWINAX/TRIAX	
CD5-	.69	J11MWL	.54	LOOPING PLUGS	.15
STANDARD COAX		J11D	.54	MINI-BNC CONNECTORS	.35
CIRCUIT BOARD		J12	.54	M22520/1-01	.70
JACKS	29-33	J13-R	.52	M22520/2-01	.70
MINIATURE COAX		J13C-R	.52	M22520/5-01	.70
CIRCUIT BOARD JACKS	34-37	J13WC-R	.52	N CONNECTORS	42-43, 46
TWINAX/TRIAX CIRCUIT		J13H-R	.52	(U)PL95	.42
BOARD JACKS	6-8, 16, 20, 24-25	J13W-R	.52	COAX PATCH	
(U)CJ20	.27	J13WH-R	.52	CORDS	56-64
(U)CJ40	.36	J14 SERIES	.50	TWINAX/TRIAX PATCH	
(U)CJ50	.47	J15 SERIES	.50	CORDS	11-12, 14
CJ50FL	.47	J24WMSTHF-75	.50		
CJ70(TL/FL)	.6	J70	.11		
CJ70C(TL/FL)	.6	J72	.11		
CJ80	.24	J72D	.11		
CJ150	.18	J72L	.12		
CJ150AC	.18	J72S	.11		
CJ150ACFL	.18	J72SM	.12		
CJ150FL	.18	J74-2T-R	.13		
(U)CJ220	.27	J74MST-R	.13		
(U)CJ240	.36	J74T-R	.13		
CJ350	.47	J94	.46		
CJ370	.6	(U)J95	.42		
CJ370C	.6	J150	.14		
CJ380	.24	J152(FL)	.14		
CJ450AC	.23	J158	.14		
CJ3150	.18	J308	.14		
CJ3150AC	.18	J3152	.14		
CJ3450AC	.23	HDVDP/HDVDPM SERIES	.48		
CRIMP TOOLS	.68	J315W SERIES	.49		
CT4L	.68	JS - STANDARD			
D HOLES	.60	NON-INSULATED PANELS	.60		
DIN CONNECTORS	39, 40				

For Part Numbers Not Listed
Call Factory

Visit Our Website:
www.EmersonConnectivity.com

▲ See Cable Group Table, pages 78-120. "D" Mounting holes are on page 60. (U) = denotes 75 ohm version available.

Part Number	Page	Part Number	Page	Part Number	Page
(U)PL20	.27	PL3155AC	.18	TROMPETER CABLE SPECS	.. 72-73
(U)PL21	.27	PL3455AC	.23	010-0043	.69
(U)PL21SL	.27	UPLFF220	.27	010-0044	.69
PL30	.25	PLPA330	.25	010-0045	.69
(U)PL40	.37	PLR74C	.6	010-0055	.69
(U)PL41	.37	PLR75C	.6	010-0070	.69
(U)PL41SL	.37	PLR75CFL	.6	010-0080	.69
PL50	.47	PLR155AC	.18	010-0088	.69
PL50C	.47	PLR155ACFL	.18	010-0096	.69
PL50FL	.47	UPLR220	.27	010-0097	.69
PL53	.47	PLR375C	.6	010-0098	.69
PL71	.11	PLR455AC	.22	010-0108	.52
PL71L	.12	PLR3155AC	.18	010-0123	.70
PL73	.6	PLR3455AC	.22	010-0133	.70
PL73C	.6			105-1374	.69
PL74	.6	PARELLELING		105-1636	.69
PL74MC(FL)	.6	ADAPTERS	.51	105-1663	.69
PL74C	.8			105-1885	.69
PL75	.6	RFI CAPS, COAX	.63	155-0830-1	.12
PL75C	.6	RFI CAPS, TWINAX	.10		
PL75CFL	.6				
PL75FL	.6	REMOVAL TOOLS	.71		
PL75MC	.6	RT1L	.71		
PL80	.24	RT1XL	.71		
PL93	.46	RT1S	.71		
PL94	.46	RT1SS	.71		
U(PL95)	.42	RT4L	.71		
(U)PL121	.39	RT4S	.71		
(U)PL121SL	.39	RT5L	.71		
(U)PL122	.39	RT5S	.71		
(U)PL123	.39	RT5XL	.71		
PL150	.10, 14, 66, 67	RTC-1L	.71		
PL151	.20	RTC-4L	.71		
PL153	.20	RTR-1L	.71		
PL153AC	.20	RTR-1XL	.71		
PL155	.18				
PL155FL	.18	SP450AC	.23		
PL155AC	.18	SPC8P-201	.17		
PL155ACFL	.18	SPC8S-201	.17		
(U)PL220	.27	ST1	.68		
(U)PL240	.37	STC-F	.68		
PL330	.25	STC-W	.68		
PL350	.47				
PL375	.6	TERMINATORS, COAX	.63		
PL375MC	.6	TERMINATORS, TWINAX/TRIAX	.10		
PL375C	.6				
PL380	.24	TOOLS	.68-71		
PL455AC	.23				
PL803	.24				
PL3155	.18				

For Part Numbers Not Listed
Call Factory

Visit Our Website:
www.EmersonConnectivity.com

△ See Cable Group Table, pages 78-120. "D" Mounting holes are on page 60. (U) = denotes 75 ohm version available.

TERMS AND CONDITIONS

Emerson Network Power Connectivity Solutions, Inc. is herein referred to as the "Seller" and the customer or person or entity purchasing goods ("Goods") from Seller is referred to as the "Buyer." These Terms and Conditions, any price list or schedule, quotation, acknowledgment or invoice from Seller relevant to the sale of the Goods and all documents incorporated by specific reference herein or therein, constitute the complete and exclusive statement of the terms of the agreement governing the sale of Goods by Seller to Buyer. Buyer's acceptance of the Goods will manifest Buyer's assent to these Terms and Conditions. Seller reserves the right in its sole discretion to refuse orders.

1. **PRICES:** Unless otherwise specified in writing by Seller, the price quoted or specified by Seller for the Goods shall remain in effect for thirty (30) days after the date of Seller's quotation or acknowledgment of Buyer's order for the Goods, whichever occurs first, provided an unconditional authorization from Buyer for the shipment of the Goods is received and accepted by Seller within such time period. If such authorization is not received by Seller within such thirty (30) day period, Seller shall have the right to change the price for the Goods to Seller's price for the Goods at the time of shipment. All prices are exclusive of taxes, transportation and insurance, which are to be borne by Buyer.

2. **TAXES:** Any current or future tax or governmental charge (or increase in same) affecting Seller's costs of production, sale, or delivery or shipment, or which Seller is otherwise required to pay or collect in connection with the sale, purchase, delivery, storage, processing, use or consumption of Goods, shall be for Buyer's account and shall be added to the price.

3. **TERMS OF PAYMENT:** Unless otherwise specified by Seller, terms are net thirty (30) days from date of Seller's invoice in U.S. currency. Seller shall have the right, among other remedies, either to terminate this agreement or to suspend further performance under this and/or other agreements with Buyer in the event Buyer fails to make any payment when due, which other agreements Buyer and Seller hereby amend accordingly. Buyer shall be liable for all expenses, including attorneys' fees, relating to the collection of past due amounts. If any payment owed to Seller is not paid when due, it shall bear interest, at a rate to be determined by Seller, which shall not exceed the maximum rate permitted by law, from the date on which it is due until it is paid. Should Buyer's financial responsibility become unsatisfactory to Seller, cash payments or security satisfactory to Seller may be required by Seller for future deliveries and for the Goods theretofore delivered. If such cash payment or security is not provided, in addition to Seller's other rights and remedies, Seller may discontinue deliveries.

4. **SHIPMENT AND DELIVERY:** While Seller will use all reasonable commercial efforts to maintain the delivery date(s) acknowledged or quoted by Seller, all shipping dates are approximate and not guaranteed. Seller reserves the right to make partial shipments. Seller, at its option, shall not be bound to tender delivery of any Goods for which Buyer has not provided shipping instructions and other required information. If the shipment of the Goods is postponed or delayed by Buyer for any reason, Buyer agrees to reimburse Seller for any and all storage costs and other additional expenses resulting therefrom. Risk of loss and legal title to the Goods shall transfer to Buyer for sales in which the end destination of the Goods is outside of the United States immediately after the Goods have passed beyond the territorial limits of the United States. For all other shipments, risk of loss for damage and responsibility shall pass from Seller to Buyer upon delivery to and receipt by carrier at Seller's shipping point. All shipments are F.O.B. Seller's shipping point. Any claims for shortages or damages suffered in transit are the responsibility of Buyer and shall be submitted by Buyer directly to the carrier.

Shortages or damages must be identified and signed for at the time of delivery. Buyer shall inspect Goods delivered to it by Seller immediately upon receipt, and, any course of dealing to the contrary notwithstanding, failure of Buyer to give Seller notice of any claim within 30 days after receipt of such Goods shall be an unqualified acceptance of such Goods.

5. **LIMITED WARRANTY:** Subject to the limitations of Section 6, Seller warrants that the Goods manufactured by Seller will be free from defects in material and workmanship under normal use and regular service and maintenance for a period of one year from the date of shipment of the Goods by Seller, unless otherwise specified by Seller in writing. **THIS IS THE SOLE AND EXCLUSIVE WARRANTY GIVEN BY SELLER WITH RESPECT TO THE GOODS AND IS IN LIEU OF AND EXCLUDE ALL OTHER WARRANTIES, EXPRESS OR IMPLIED, ARISING BY OPERATION OF LAW OR OTHERWISE, INCLUDING WITHOUT LIMITATION, MERCHANTABILITY AND FITNESS FOR A PARTICULAR PURPOSE WHETHER OR NOT THE PURPOSE OR USE HAS BEEN DISCLOSED TO SELLER IN SPECIFICATIONS, DRAWINGS OR OTHERWISE, AND WHETHER OR NOT SELLER'S PRODUCTS ARE SPECIFICALLY DESIGNED AND/OR MANUFACTURED BY SELLER FOR BUYER'S USE OR PURPOSE.**

This warranty does not extend to any losses or damages due to misuse, accident, abuse, neglect, normal wear and tear, negligence (other than Seller's), unauthorized modification or alteration, use beyond rated capacity, unsuitable power sources or environmental conditions, improper installation, repair, handling, maintenance or application or any other cause not the fault of Seller. To the extent that Buyer or its agents has supplied specifications, information, representation of operating conditions or other data to Seller in the selection or design of the Goods and the preparation of Seller's quotation, and in the event that actual operating conditions or other conditions differ from those represented by Buyer, any warranties or other provisions contained herein which are affected by such conditions shall be null and void.

If within thirty (30) days after Buyer's discovery of any warranty defects within the warranty period, Buyer notifies Seller thereof in writing, Seller shall, at its option and as Buyer's exclusive remedy, repair, correct or replace F.O.B. point of manufacture, or refund the purchase price for, that portion of the Goods found by Seller to be defective. Failure by Buyer to give such written notice within the applicable time period shall be deemed an absolute and unconditional waiver of Buyer's claim for such defects. All costs of dismantling, reinstallation and freight and the time and expense of Seller's personnel and representatives for site travel and diagnosis under this warranty shall be borne by Buyer unless accepted in writing by Seller. Goods repaired or replaced during the warranty period shall be covered by the foregoing warranty for the remainder of the original warranty period or ninety (90) days from the date of shipment, whichever is longer.

Buyer assumes all other responsibility for any loss, damage, or injury to persons or property arising out of, connected with, or resulting from the use of Goods, either alone or in combination with other products/components.

Section 5 applies to any entity or person who may buy, acquire or use the Goods, including any entity or person who obtains the Goods from Buyer, and shall be bound by the limitations therein, including Section 6. Buyer agrees to provide such subsequent transferee conspicuous, written notice of the provisions of Sections 5 and 6.

6. LIMITATION OF REMEDY AND LIABILITY: THE SOLE AND EXCLUSIVE REMEDY FOR BREACH OF ANY WARRANTY HEREUNDER OTHER THAN THE WARRANTY PROVIDED UNDER SECTION 7 SHALL BE LIMITED TO REPAIR, CORRECTION OR REPLACEMENT, OR REFUND OF THE PURCHASE PRICE UNDER SECTION 5.

SELLER SHALL NOT BE LIABLE FOR DAMAGES CAUSED BY DELAY IN PERFORMANCE AND THE REMEDIES SET FORTH IN THIS AGREEMENT ARE EXCLUSIVE. IN NO EVENT, REGARDLESS OF THE FORM OF THE CLAIM OR CAUSE OF ACTION (WHETHER BASED IN CONTRACT, INFRINGEMENT, NEGLIGENCE, STRICT LIABILITY, OTHER TORT OR OTHERWISE), SHALL SELLER'S LIABILITY TO BUYER AND/OR ITS CUSTOMERS EXCEED THE PRICE PAID BY BUYER FOR THE SPECIFIC GOODS PROVIDED BY SELLER GIVING RISE TO THE CLAIM OR CAUSE OF ACTION. BUYER AGREES THAT IN NO EVENT SHALL SELLER'S LIABILITY TO BUYER AND/OR ITS CUSTOMERS EXTEND TO INCLUDE INCIDENTAL, CONSEQUENTIAL OR PUNITIVE DAMAGES. The term "consequential damages" shall include, but not be limited to, loss of anticipated profits, business interruption, loss of use, revenue, reputation and data, costs incurred, including without limitation, for capital, fuel, power and loss or damage to property or equipment.

Buyer expressly acknowledges and agrees that Seller has set its prices and entered into this agreement in reliance upon the limitations of liability and other terms and conditions specified herein, which allocates the risk between Seller and Buyer and form a basis of this bargain between the parties.

It is expressly understood that any technical advice furnished by Seller with respect to the use of the Goods is given without charge, and Seller assumes no obligation or liability for the advice given, or results obtained, all such advice being given and accepted at Buyer's risk.

7. **PATENTS AND COPYRIGHTS:** Subject to the limitations of the second paragraph of Section 6, Seller warrants that the Goods sold, except as are made specifically for Buyer according to Buyer's specifications, do not infringe any valid U.S. patent or copyright in existence as of the date of shipment. This warranty is given upon the condition that Buyer promptly notify Seller of any claim or suit involving Buyer in which such infringement is alleged and cooperate fully with Seller and permit Seller to control completely the defense, settlement or compromise of any such allegation of infringement. Seller's warranty as to use patents only applies to infringement arising solely out of the inherent operation according to Seller's specifications and instructions (i) of such Goods, or (ii) of

any combination of Goods acquired from Seller in a system designed by Seller. In the event such Goods are held to infringe such a U.S. patent or copyright in such suit, and the use of such Goods is enjoined, or in the case of a compromise or settlement by Seller, Seller shall have the right, at its option and expense, to procure for Buyer the right to continue using such Goods, or replace them with non-infringing Goods, or modify same to become non-infringing, or grant Buyer a credit for the depreciated value of such Goods and accept return of them. In the event of the foregoing, Seller may also, at its option, cancel the agreement as to future deliveries of such Goods, without liability.

8. EXCUSE OF PERFORMANCE: Seller shall not be liable for delays in performance or for non-performance due to acts of God; acts of Buyer; war; fire; flood; weather; sabotage; strikes or labor disputes; civil disturbances or riots; governmental requests, restrictions, allocations, laws, regulations, orders or actions; unavailability of or delays in transportation; default of suppliers; or unforeseen circumstances or any events or causes beyond Seller's reasonable control. Deliveries or other performance may be suspended for an appropriate period of time or canceled by Seller upon notice to Buyer in the event of any of the foregoing, but the balance of the agreement shall otherwise remain unaffected as a result of the foregoing.

If Seller determines that its ability to supply the total demand for the Goods, or to obtain material used directly or indirectly in the manufacture of the Goods, is hindered, limited or made impracticable due to causes set forth in the preceding paragraph, Seller may allocate its available supply of the Goods or such material without obligation to acquire other supplies of any such Goods or material among itself and its purchasers on such basis as Seller determines to be equitable without liability for any failure of performance which may result therefrom.

9. CANCELLATION: Unless otherwise agreed in writing by Seller, orders under this agreement may not be canceled by Buyer for any reason.

10. CHANGES: Buyer may request changes or additions to the Goods consistent with Seller's specifications and criteria. In the event such changes or additions are accepted by Seller, Seller may revise the price and dates of delivery.

Seller reserves the right to change designs and specifications for the Goods without prior notice to Buyer, except with respect to Goods being made-to-order for Buyer. Seller shall have no obligation to install or make such change in any Goods manufactured prior to the date of such change.

11. NUCLEAR/MEDICAL. GOODS AND SERVICES SOLD HEREUNDER ARE NOT FOR USE IN CONNECTION WITH ANY NUCLEAR, MEDICAL, LIFE-SUPPORT AND RELATED APPLICATIONS. Buyer accepts goods and services with the foregoing understanding, agrees to communicate the same in writing to any subsequent purchasers or users and to defend, indemnify and hold harmless Seller from any claims, losses, suits, judgments and damages, including incidental and consequential damages, arising from such use, whether the cause of action be based in tort, contract or otherwise, including allegations that the Seller's liability is based on negligence or strict liability.

12. BUYER'S COMPLIANCE WITH LAWS: In connection with the transactions contemplated by this agreement, Buyer is familiar with and shall fully comply with all applicable laws, regulations, rules and other requirements of the United States and of any applicable state, foreign and local governmental body in connection with the purchase, receipt, use, transfer and disposal of the Goods.

13. EXPORT/IMPORT: Buyer agrees that all applicable import and export control laws, regulations, orders and requirements, including without limitation those of the United States and the European Union, and the jurisdictions in which the Seller and Buyer are established or from which Goods and Services may be supplied, will apply to their receipt and use. In no event shall Buyer use, transfer, release, import, export, Goods in violation of such applicable laws, regulations, orders or requirements.

14. TOOLING: Tool, die, and pattern charges, if any, are in addition to the price of the Goods and are due and payable upon completion of the tooling. All such tools, dies and patterns shall be and remain the property of Seller. Charges for tools, dies, and patterns do not convey to Buyer, title, ownership interest in, or rights to possession or removal, or prevent their use by Seller for other purchasers, except as otherwise expressly provided by Seller and Buyer in writing with reference to this provision.

15. RETURNED GOODS: Except as otherwise provided with respect to warranty defects in Section 5, advance written permission to return Goods must be obtained from Seller's customer service department. Such Goods must be current, unused, catalogued Goods and must be shipped, transportation prepaid, to the Seller's specified return location. Returns made without proper written

permission will not be accepted by Seller. Credit or exchange for such returned Goods will be at the billing price or current price, whichever is lower, from which will be deducted an inspection, restocking and repacking charge and the cost of any reconditioning. Seller reserves the right to inspect Goods prior to authorizing return.

16. BUYER SUPPLIED DATA: To the extent that Seller has been provided by or on behalf of Buyer any specifications, description of operating conditions or other data and information in connection with the selection or design of the Goods, and the actual operating conditions or other circumstances differ from those provided by Buyer and relied upon by Seller, any warranties or other provisions contained herein which are affected by such conditions shall be null and void.

17. DRAWINGS: Seller's prints and drawings (including without limitation, the underlying technology) furnished by Seller to Buyer in connection with this agreement are the property of Seller and Seller retains all rights, including without limitation, exclusive rights of use, licensing and sale. Possession of such prints or drawings does not convey to Buyer any rights or license, and Buyer shall return all copies (in whatever medium) of such prints or drawings to Seller immediately upon request therefore.

18. ASSIGNMENT: Buyer shall not assign its rights or delegate its duties hereunder or any interest herein without the prior written consent of Seller, and any such assignment, without such consent, shall be void.

19. GENERAL PROVISIONS: These terms and conditions supersede all other communications, negotiations and prior oral or written statements regarding the subject matter of these terms and conditions. No change, modification, rescission, discharge, abandonment, or waiver of these terms and conditions shall be binding upon the Seller unless made in writing and signed on its behalf by a duly authorized representative of Seller. No conditions, usage of trade, course of dealing or performance, understanding or agreement purporting to modify, vary, explain, or supplement these terms and conditions shall be binding unless hereafter made in writing and signed by the party to be bound, and no modification or additional terms shall be applicable to this agreement by Seller's receipt, acknowledgment, or acceptance of purchase orders, shipping instruction forms, or other documentation containing terms at variance with or in addition to those set forth herein. Any such modifications or additional terms are specifically rejected and deemed a material alteration hereof. If this document shall be deemed an acceptance of a prior offer by Buyer, such acceptance is expressly conditional upon Buyer's assent to any additional or different terms set forth herein. No waiver by either party with respect to any breach or default or of any right or remedy, and no course of dealing, shall be deemed to constitute a continuing waiver of any other breach or default or of any other right or remedy, unless such waiver be expressed in writing and signed by the party to be bound. All typographical or clerical errors made by Seller in any quotation, acknowledgment or publication are subject to correction.

The validity, performance, and all other matters relating to the interpretation and effect of this agreement shall be governed by the law of the state of Missouri. Buyer and Seller agree that the proper venue for all actions arising in connection herewith shall be only in Missouri and the parties agree to submit to such jurisdiction. No action, regardless of form, arising out of transactions relating to this contract, may be brought by either party more than two (2) years after the cause of action has accrued. The U.N. Convention on Contracts for the International Sales of Goods shall not apply to this agreement.

Emerson Network Power Connectivity Solutions

US Headquarters

3000 Lakeside Dr
Suite 308N
Bannockburn, IL 60015 USA

North America

299 Johnson Avenue
Waseca, MN 56093 USA
Tel: +1 507-833-8822
Fax: +1 507-833-6287
ECSEOrders@Emerson.com

Europe, Middle East, Africa

Emerson Network Power Connectivity Solutions Ltd
7-13 Russell Way
Widford Industrial Estate
Chelmsford, Essex CM1 3AA
Tel: +44 1245 359 515
Fax: +44 1245 358 938
EMEAConnectivitySales@Emerson.com

Asia Pacific

Emerson Network Power Connectivity Solutions
(Shanghai) Co., Ltd
Building 1, No. 800 ShenFu Road
XinZhuang Industry Park
Shanghai, China 201108
Tel: +86 5442 7668
Fax: +86 21 5442 7628
APConnectivity@Emerson.Com

About Emerson Network Power Connectivity Solutions

Emerson Network Power Connectivity Solutions, an Emerson business, serves the needs of wireless communications, military, telephony and data networks, security systems, health care and industrial facilities with a full spectrum of broadband copper and fiber optic connectivity products. For more information, visit www.EmersonConnectivity.com

About Emerson

Emerson (NYSE: EMR), based in St. Louis, is a global leader in bringing technology and engineering together to provide innovative solutions to customers through its network power, process management, industrial automation, climate technologies, and appliance and tools businesses. For more information, visit www.Emerson.com

www.EmersonNetworkPower.com

Emerson Network Power.

The global leader in enabling business-critical continuity.

- | | | |
|--------------------|----------------------|--------------------------------|
| ■ AC Power Systems | ■ Embedded Power | ■ Outside Plant |
| ■ Connectivity | ■ Inbound Power | ■ Precision Cooling |
| ■ DC Power Systems | ■ Integrated Cabinet | ■ Site Monitoring and Services |

X-ON Electronics

Largest Supplier of Electrical and Electronic Components

Click to view similar products for [RF Connectors / Coaxial Connectors](#) category:

Click to view products by [Bel Fuse](#) manufacturer:

Other Similar products are found below :

[8915-1511-000](#) [89674-0827](#) [6001-7071-019](#) [6002-7051-003](#) [6002-7551-202](#) [6059674-1](#) [619550-1](#) [630059-000](#) [M39030/3-01N](#) [6500-7071-046](#) [6769](#) [CX050L2AQ](#) [7002-1541-010](#) [7002-1542-011](#) [7004-1512-000](#) [7009-1511-004](#) [7010-1511-000](#) [7029-1511-060](#) [7101-1541-010](#) [7101-1571-002](#) [7145-1521-002](#) [7203-1571-003](#) [7209-1511-011](#) [7210-1511-015](#) [7210-1511-019](#) [73137-5015](#) [73216-2241](#) [73404-2300](#) [7405-1521-005](#) [7405-1521-802](#) [8527](#) [8547](#) [FS11V](#) [877931](#) [9049-9513-000](#) [9074-9513-000](#) [9101-9573-002](#) [910A205F](#) [9130-9573-002](#) [PL11SC-026](#) [PL375-33](#) [PL40-5](#) [PL74C-221](#) [PL75MC-217](#) [PL803-7](#) [980-8666-005](#) [1200690078](#) [1-201144-1](#) [R107003010W](#) [R110A172100](#)