

DSP1D Series

Dual Output DC-DC Converters

The DSP1D Series is specifically designed to convert a nominal 5 volt input into two isolated output voltages.

The dual semi-regulated output voltages were designed to allow analog circuits and three-terminal regulators to operate within their most efficient input voltage range.

This series achieves high power densities through the use of 350 kHz fixed-frequency switching converters.



RoHS
Compliant

Key Features & Benefits

- RoHS lead solder exemption compliant
- Up to 1 Watt unregulated output power
- Single-In-Line package
- Four-terminal operation
- Efficiencies to 70%
- Output Voltages: 5V, 7V, 12V, 14V, 15V, 17V
- 700 V isolation
- -40 °C to +85 °C operation



bel POWER
SOLUTIONS &
PROTECTION

a bel group

belpowersolutions.com

1. MODEL SELECTION

MODEL	INPUT RANGE [VDC]			OUTPUT	
	MIN	MAX	[VDC]	[mA]	POWER [W]
DSP1N5D5	4.5	5.5	±5	±75	0.75
DSP1N5D7	4.5	5.5	±7	±70	1
DSP1N5D12	4.5	5.5	±12	±40	1
DSP1N5D14	4.5	5.5	±14	±35	1
DSP1N5D15	4.5	5.5	±15	±33	1
DSP1N5D17	4.5	5.5	±17	±30	1

Model numbers highlighted in yellow are not recommended for new designs.

2. GENERAL SPECIFICATIONS¹

PARAMETER	CONDITIONS / DESCRIPTION	MIN	TYP	MAX	UNITS
<i>Isolation</i>					
Isolation Voltage		500			VDC
Capacitance	Input to Output		10		pF
<i>Output Trim Function</i>					
Input Resistance			40		kΩ
Programming Range		+5, -34			%
<i>Environmental</i>					
Case Operating Range (T _c) ²		-40		85	°C
Storage Range		-55		105	°C
Line Regulation			1		%
Load Regulation	20% to 100% Load		5		%
<i>General</i>					
MTBF	Calculated		700,000		hrs
Weight			0.1/28		oz/g
Case Material					Non Conductive Plastic

NOTES

- ¹ All parameters measured at T_c = 25 °C, nominal input voltage and full rated load unless otherwise noted.
- ² Derate output power linearly to 0.6 watts from 70 °C to 85 °C.

3. DSP1 SERIES APPLICATION NOTES

EXTERNAL CAPACITANCE REQUIREMENTS

Output filtering is required for operation. A minimum of 10 F is specified for optimal performance. Output capacitance may be increased for additional filtering, and should not exceed 400 μ F. To meet the reflected ripple requirements of the converter, an input impedance of less than 0.5 Ohms from DC to 350 kHz is required. If a capacitive input source is farther than 2" from the converter, it is recommended to use a 10 μ F, 25 V solid tantalum capacitor.

REGULATION

This converter uses a semi-regulated design. The output will vary as the load is changed, with output decreasing with increasing load. Additionally, output voltage will change in proportion to a change in input voltage. The typical output voltage will change 1% for each 1% change in input voltage.

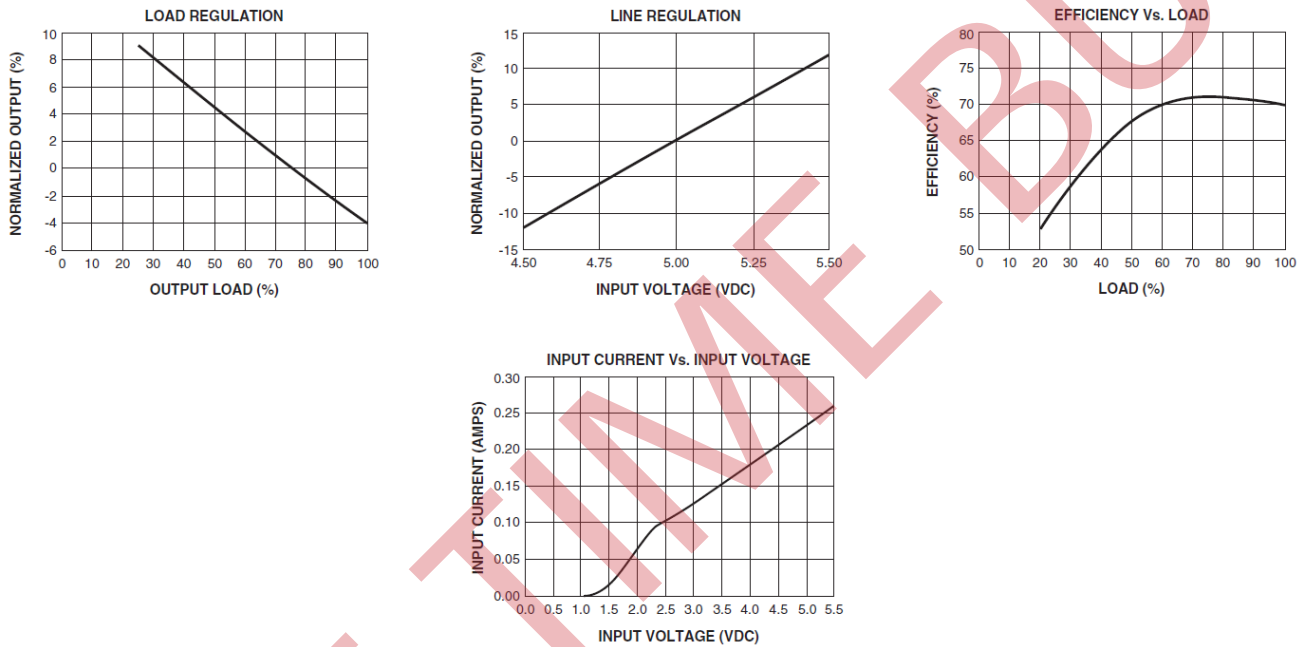


Figure 1. Typical Performance (Tc = 25°C)

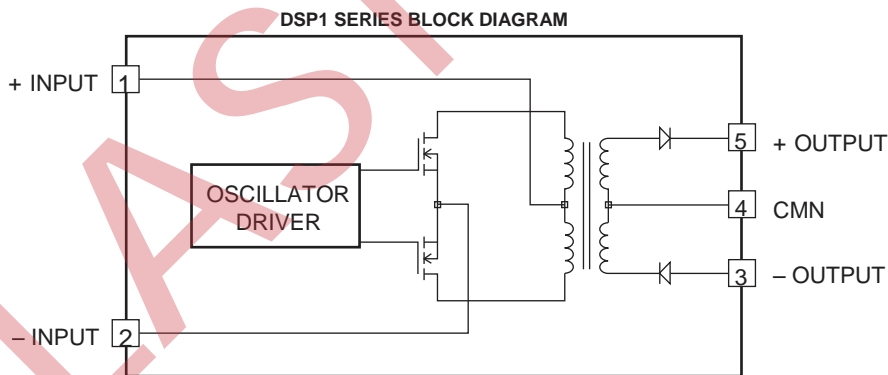
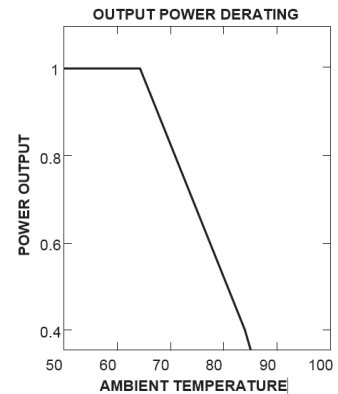


Figure 2. Block Diagram



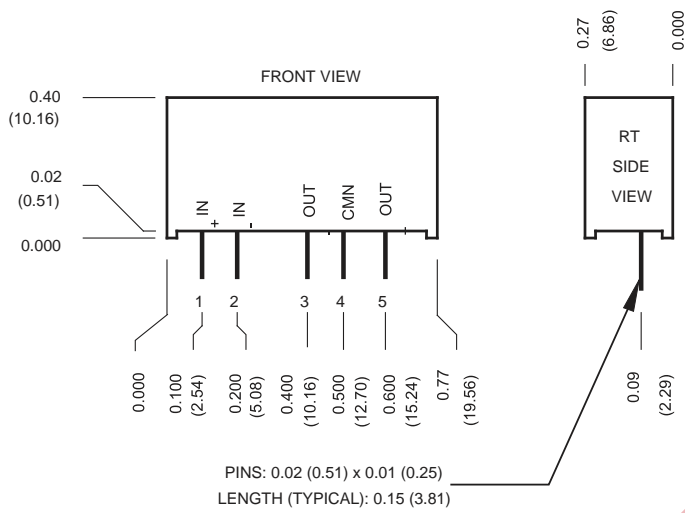


Figure 3. Mechanical Dimensions

PIN	FUNCTION
1	+INPUT
2	-INPUT
3	- OUT
4	COMMON
5	+OUT

Mechanical tolerances unless otherwise noted:

X.XX dimensions: ±0.020 inches
 X.XXX dimensions: ±0.010 inches

For more information on these products consult: tech.support@psbel.com

NUCLEAR AND MEDICAL APPLICATIONS - Products are not designed or intended for use as critical components in life support systems, equipment used in hazardous environments, or nuclear control systems.

TECHNICAL REVISIONS - The appearance of products, including safety agency certifications pictured on labels, may change depending on the date manufactured. Specifications are subject to change without notice.

X-ON Electronics

Largest Supplier of Electrical and Electronic Components

Click to view similar products for [Isolated DC/DC Converters](#) category:

Click to view products by [Bel Fuse](#) manufacturer:

Other Similar products are found below :

[ESM6D044440C05AAQ](#) [FMD15.24G](#) [PSL486-7LR](#) [Q48T30020-NBB0](#) [JAHW100Y1](#) [SPB05C-12](#) [SQ24S15033-PS0S](#) [18952](#) [19-130041](#)
[CE-1003](#) [CE-1004](#) [GQ2541-7R](#) [RDS180245](#) [MAU228](#) [J80-0041NL](#) [DFC15U48D15](#) [XGS-0512](#) [XGS-1205](#) [XGS-1212](#) [XGS-2412](#) [XGS-2415](#) [XKS-1215](#) [06322](#) [NCT1000N040R050B](#) [SPB05B-15](#) [SPB05C-15](#) [L-DA20](#) [DCG40-5G](#) [QME48T40033-PGB0](#) [XKS-2415](#) [XKS-2412](#)
[XKS-1212](#) [XKS-1205](#) [XKS-0515](#) [XKS-0505](#) [XGS-2405](#) [XGS-1215](#) [XGS-0515](#) [PS9Z-6RM4](#) [73-551-5038I](#) [AK1601-9RT](#) [VI-N61-CM](#) [VI-R5022-EXWW](#) [PSC128-7iR](#) [RPS8-350ATX-XE](#) [DAS1004812](#) [PQA30-D24-S24-DH](#) [VI-M5F-CQ](#) [VI-LN2-EW](#) [VI-PJW01-CZY](#)