



MBC150 Series


Open Frame Power Supplies

Medical

The MBC150 Series of open-frame medical power supplies, with its wide universal input range 90-264 VAC, is available at 150 W of output power with forced-air cooling and a variety of single output voltages.

The MBC series is designed and approved to the latest Medical standards (EN/IEC 60601-1), providing 2 x MOPP (Means of Patient Protection) isolation for Class I & Class II applications.

These power supplies are ideal for medical, telecom, datacom, industrial equipment and other applications.



Key Features & Benefits

- 4 x 2 x 1.3 Inch Form Factor
- 150 W with Forced-Air Cooling
- Approved to EN/IEC 60601-1
- 12 V @ 0.5 A fan voltage auxiliary output
- High Efficiency > 86%
- Low conducted and radiated noise
- Light weight
- IEC Protection Class Options:
 - Class I: Earthing Tab J4 (no suffix)
 - Class II: No Earthing Tab (-2 suffix)
- Medical Safety Agency Approvals
- RoHS Compliant

Applications

- Diagnostic
- Drug Pump
- Monitoring
- Dialysis
- Home Health Care
- Portable Equipment



bel POWER SOLUTIONS & PROTECTION

a bel group

belfuse.com/power-solutions

1. MODEL SELECTION

MODEL ¹	CONNECTOR	OUTPUT VOLTAGE	MAX LOAD ²		MIN LOAD	POWER
			CONVECTION	300 LFM		
MBC150-1005G	JST (Header)	5 VDC	16.0 A	16.0 A	0.0 A	80 W
MBC150-1T05G	Screw Terminal			20.0 A		100 W
MBC150-1012G	JST (Header)	12 VDC	8.33 A	12.5 A	0.0 A	150 W
MBC150-1T12G	Screw Terminal			150 W		
MBC150-1015G	JST (Header)	15 VDC	6.67 A	10.0 A	0.0 A	150 W
MBC150-1T15G	Screw Terminal			150 W		
MBC150-1024G	JST (Header)	24 VDC	4.17 A	6.25 A	0.0 A	150 W
MBC150-1T24G	Screw Terminal			150 W		
MBC150-1048G	JST (Header)	48 VDC	2.08 A	3.13 A	0.0 A	150 W
MBC150-1T48G	Screw Terminal			150 W		
COVER-150-XBC ³	Metal Cover Kit (accessory)					

¹ Class I products have an Earthing tab. For Class II version (without Earthing tab) add suffix -2 (e.g.: MBC150-1012G-2).

² Combined output power from V1 and VFAN should not exceed the total output power rating.

³ When used in Cover Kit, de-rate output power to 70 % under all operating conditions.

2. INPUT SPECIFICATIONS

Specifications are for nominal input voltage, 25°C unless otherwise stated.

PARAMETER	DESCRIPTION / CONDITION	SPECIFICATION
Input Voltage	Universal	90 – 264 VAC / 120 – 390 VDC
Input Frequency		47 – 63 Hz
Input Current	120 VAC: 230 VAC:	1.70 A max. 0.85 A max.
No Load Power		1.2 W
Inrush Current	120 VAC: 230 VAC:	35 A max. 65 A max.
Leakage Current	120 VAC: 230 VAC:	< 140 µA < 250 µA
No Load Power		1.2 W
Switching Frequency	PFC converter (variable) Resonant converter (variable)	35 – 250 kHz, 90 kHz typical 35 – 250 kHz, 90 kHz typical

3. OUTPUT SPECIFICATIONS

PARAMETER	DESCRIPTION / CONDITION	SPECIFICATION
Output Voltage	Refer to Model Selection table	5 V to 48 V
Output Power ⁴	Peak Power: 170 W for 2 s	150 W
Fan Output ⁵	@ 5 A	12 V
Efficiency	120 VAC: 230 VAC:	84% typical 86% typical
Hold Up Time	120 VAC: 230 VAC:	6 ms 10 ms
Power Factor	120 VAC: 230 VAC:	0.99 0.95
Line Regulation		± 0.5%
Load Regulation		± 2.0%
Transient Response	50 to 100% load change, 50 Hz, 50% duty cycle, 0.1A / μ s	< 10%, recovery time < 5 ms
Ripple ⁶	All outputs	1.0 % max
Rise Time		< 100 ms
Set Point Accuracy	Main output	± 1%
Output Voltage Adjustment	V1	± 3%
Over Current Protection		110% typical above rating
Over Voltage Protection	V1	110 to 150%
Short Circuit Protection	Short term, Automatic recovery	
Cooling	Convection 300 LFM	80 W (5 V model), 100 W (other models) 100 W (5 V model), 150 W (other models)

⁴ Derate output power linearly to 80% from 90 VAC to 80 VAC input.

⁵ Fan output voltage tolerance is +/-20 %. Peak current for fan output is 1 A.

⁶ Ripple is 2 % up to 20 % load and < 1 % above 20 % load. Ripple is peak to peak with 20 MHz bandwidth and 10 μ F (Electrolytic capacitor) in parallel with a 0.1 μ F capacitor at rated line voltage and load ranges.

4. EMC SPECIFICATIONS

PARAMETER	DESCRIPTION / CONDITION	SPECIFICATION
Conducted Emissions	EN 55011-B, CISPR22-B, FCC PART15-B	Pass
Radiated Emissions	EN 55011 B	Pass
Input Current Harmonics	EN 61000-3-2	Class D
Voltage Fluctuation and Flicker	EN 61000-3-3	Pass
ESD Immunity	EN 61000-4-2	Level 4, Criterion A
Radiated Field Immunity	EN 61000-4-3	Level 3, Criterion A
Electrical Fast Transient Immunity	EN 61000-4-4	Level 3, Criterion A
Surge Immunity	EN 61000-4-5	Level 3, Criterion A
Conducted Immunity	EN 61000-4-6	Level 3, Criterion A
Magnetic Field Immunity	EN 61000-4-8	Level 4, Criterion A
Voltage Dips, Interruptions	EN 61000-4-11	Criterion A & B

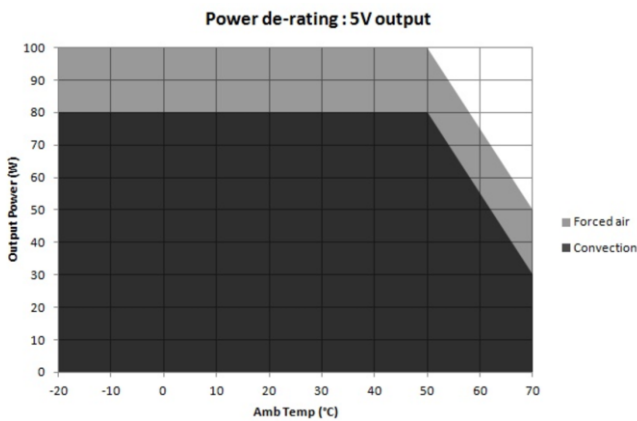
5. SAFETY SPECIFICATIONS

PARAMETER	DESCRIPTION / CONDITION	SPECIFICATION
Isolation Voltage	Input to Output:	Min. 5900 VDC
Safety Standards	EN 60601-1, IEC 60601-1 (ed.3), ANSI / AAMI ES 60601 - 1, CSA C22.2 No. 60601-1	
Agency Approvals	Nemko, UL, C-UL	
CE mark	Complies with LVD Directive	

6. ENVIRONMENTAL SPECIFICATIONS

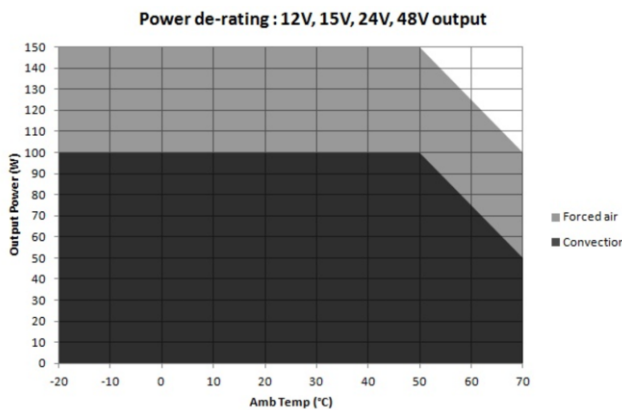
PARAMETER	DESCRIPTION / CONDITION	SPECIFICATION
Operating Temperature ⁷	-20 to 0°C start-up is guaranteed	-20 to 70°C
Storage Temperature		-40 to 70° C
Humidity	Non Condensing	95%
Altitude	Operating: Non-Operating:	10,000 ft. 40,000 ft.
Reliability	MTBF according to Telcordia -SR332-Issue 3	2.4 million hours

⁷ Refer to derating curves



Convection load: 80 W up to 50 °C
De-rate above 50 °C @ 3.125% per °C

Forced air cooled load: 100W up to 50°C
De-rate above 50 °C @ 2.5% per °C



Convection load: 100 W up to 50 °C
De-rate above 50 °C @ 2.5% per °C

Forced air cooled load : 150 W up to 50°C
De-rate above 50 °C @ 1.67% per °C

Figure 1. Derating Curves

7. CONNECTOR & PIN DESCRIPTION

CONNECTOR	PIN	DESCRIPTION / CONDITION	MANUFACTURER / PN
AC Input Connector	J1	Pin 1 AC Line Pin 2 AC Neutral	Molex: 26-60-4030 or equivalent Mating: 09-50-3031; Pins: 08-50-0106
DC Output Connector	J2	Pin 1, 2 V1 Pin 3, 4 RTN	Option 1: Tyco: 1776112-4 or equivalent Mating: 13 AWG wire Option 2: JST: B4P-VH-B (LF) (SN) or B4P-VH (LF) (SN) or equivalent Mating: VHR-4M; Pins: SVH-41T-P1.1
Fan (Aux) Connector	J3	Pin 1 VFAN (12 V / 0.5 A) Pin 2 RTN	Tyco: 640456-2 or equivalent Mating: 640440-2
Earth ⁸ (Spade Connector)	J4		Molex: 19705-4301 or equivalent Mating: 190030001

⁸ Class I product only

8. MECHANICAL SPECIFICATIONS

PARAMETER	DESCRIPTION / CONDITION
Weight	150 g (0.33 lbs.)
Dimensions	101.6 x 50.8 x 33.6 mm (4.0 x 2.0 x 1.3 inch)

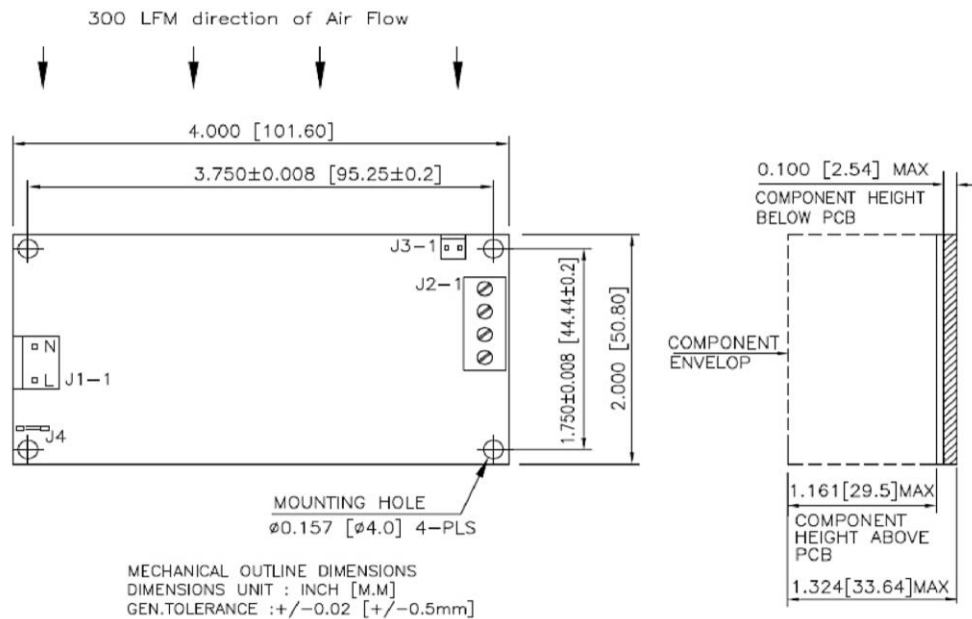


Figure 2. Mechanical Drawing

NOTES: In case the PCB is mounted in a metal enclosure, using metal hardware ensure the following:

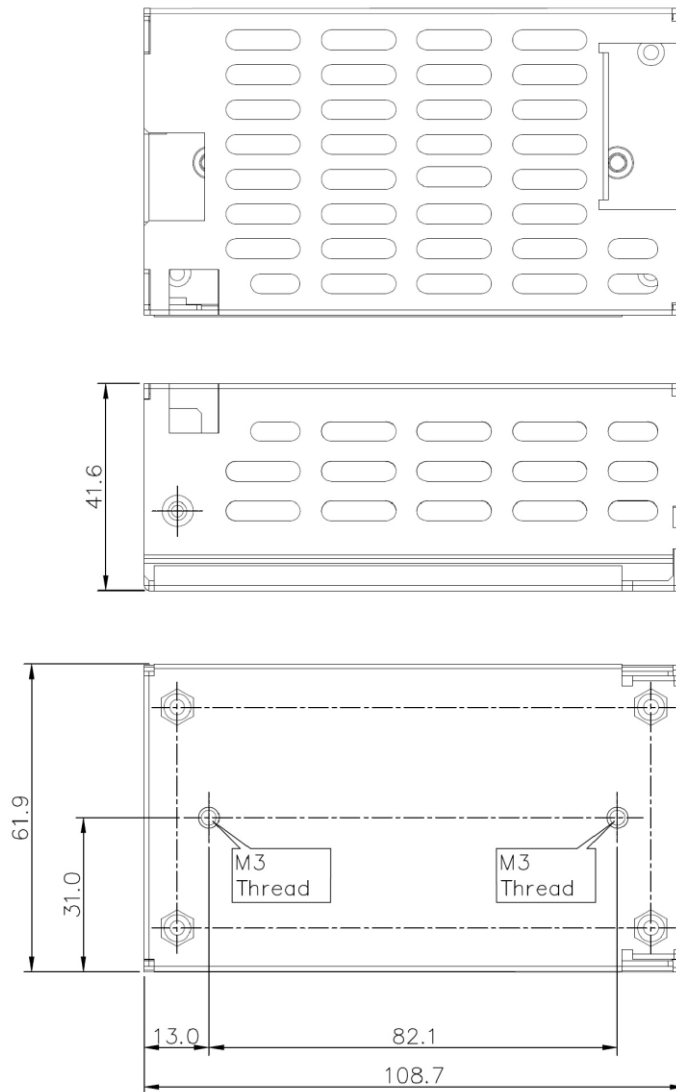
- 1 Stand off, used to mount PCB has OD of 5.4 mm max.
- 2 Screws, used to fix PCB on stand off, have head dia of 6.0 mm max.
- 3 Washer, if used, to have dia of 6.5 mm max.



Asia-Pacific
+86 755 298 85888

Europe, Middle East
+353 61 225 977

North America
+1 408 785 5200



MECHANICAL OUTLINE DIMENSIONS
ALL DIMENSIONS ARE IN MM.
GEN. TOLERANCE: ± 1.0 mm

Figure 3. Mechanical Drawing with Cover Kit

For more information on these products consult: tech.support@psbel.com

NUCLEAR AND MEDICAL APPLICATIONS - Products are not designed or intended for use as critical components in life support systems, equipment used in hazardous environments, or nuclear control systems.

TECHNICAL REVISIONS - The appearance of products, including safety agency certifications pictured on labels, may change depending on the date manufactured. Specifications are subject to change without notice.

X-ON Electronics

Largest Supplier of Electrical and Electronic Components

Click to view similar products for [Switching Power Supplies](#) category:

Click to view products by [Bel Fuse](#) manufacturer:

Other Similar products are found below :

[70841011](#) [73-551-0005](#) [73-551-0048](#) [PS3E-B12F](#) [PS3E-E12F](#) [AAD600S-4-OP](#) [R22095](#) [KD0204](#) [9021](#) [LDIN100150](#) [LPM000-BBAR-01](#)
[LPX17S-C](#) [EVS57-10R6/R](#) [FP80](#) [FRV7000G](#) [22929](#) [PS3E-F12F](#) [CQM1IA121](#) [40370121900](#) [VI-PU22-EXX](#) [40370121910](#) [LDIN5075](#)
[LPM615-CHAS](#) [LPX140-C](#) [09-160CFG](#) [70841025](#) [VPX3000-CBL-DC](#) [VI-LUL-IU](#) [LPM000-BBAR-05](#) [LPM000-BBAR-08](#) [LPM124-](#)
[OUTA1-48](#) [LPM000-BBAR-07](#) [LPM109-OUTA1-10](#) [LPM616-CHAS](#) [08-30466-1055G](#) [08-30466-2175G](#) [08-30466-2125G](#) [DMB-EWG](#)
[TVQF-1219-18S](#) [6504-226-2101](#) [CQM1IPS01](#) [SP-300-5](#) [CQM1-IPS02](#) [VI-MUL-ES](#) [22829](#) [08-30466-0065G](#) [VI-RU031-EWWX](#) [08-30466-](#)
[0028G](#) [EP3000AC48INZ](#) [VP-C2104853](#)