

Type MRF

Fast Acting Radial Lead Micro Fuse Series

HF  MRF Series

RoHS Compliant

Description

Sub-miniature, fast-acting type, 250V rated fuses designed, approved and complied with IEC 60127-3, standard sheet 3.

Features



- Fast Acting (250V AC@50A)
- Meet IEC standard 60127-3, sheet 3
- Wide operating temperature range
- Bulk and Tape & Reel packing available
- AEC-Q Compliant
- Full compliance with EU Directive 2011/65/EU and amending directive 2015/863
- Halogen Free
- Lead Free
- Meets Bel automotive qualification*
- * - Largely based on internal AEC-Q test plan


Applications

- Provide individual protection for components or internal circuits.
- Power supplies
 - Battery chargers
 - Consumer electronics
 - Adapter
 - Industrial controllers

LEAD FREE = 
 HALOGEN FREE = 

Physical Specifications

Materials	Base and Cover : Black thermoplastic, UL 94-V0
	Pins : 100% Matte Tin Plated Copper
Marking	On Fuse : "bel", "F", "Current Rating", "250V" & "Appropriate Safety Logos"
	On Label : "bel", "MRF", "Current Rating", "Voltage Rating", "Interrupting Rating", "Appropriate Safety Logos" and "  ", "  " (China RoHS compliant).










AEC-Q Compliant

Electrical Characteristics (IEC-127-3 STANDARD SHEET 3) Safety Agency Approvals

Rated Current	1.5In		2.1In		2.75In		4In		10In
	Min	Max	Min	Max	Min	Max	Min	Max	Max
50mA to 6.3A inclusive	1	30	10	3	3	300			20
	hour	min.	ms	sec	ms	ms			ms

In clause 9.2, the test voltage for MRF ratings from 80mA to 6.3A is 64VDC.

Safety Agency	Safety Agency Certificate	Ampere Rating/ Voltage Rating	Ampere Range / Volt @ I.R. ability*
	SE-S-2100235	50mA-6.3A/ 250V ac	50mA - 5A / 250V AC @ 35A or 10 In whichever is greater
	40017420		6.3A/250V ac @ 63A
	40028500		50mA-6.3 / 250V AC @ 50A
	LR39772		50mA-6.3A/350V AC @ 100A
	E20624		1A-5A/250V AC @ 100A
	JET 1037-31007-1001		

*I.R.= Interrupting Rating = Short Circuit Rating(Amps)

Environmental Specifications

Shock Resistance	MIL-STD-202G, Method 213B, Test Condition 1 (100 G's peak for 6 milliseconds; Sawtooth waveform)
Vibration Resistance	MIL-STD-202G, Method 201A (10-55 Hz X 3 axis / no load).
Salt Spray Resistance	MIL-STD-202G, Method 101E, Test Condition B (48 hrs.).
Solderability	MIL-STD-202G, Method 208H
Resistance to solder Heat	MIL-STD-202G, Method 210F, Test Condition C. Top Side. (260°C, 20 sec)
Moisture Resistance	MIL-STD-202G, Method 202G, Method 106G
Operating Temperature	-55°C to +125°C

High temperature storage	MIL-STD-202 Method 108
Temperature cycling	JESD22 Method JA-104, Test Condition B
Biased humidity	MIL-STD-202 Method 103, 85C/85% RH with 10% operating power for 1000 hrs.
Operational life	MIL-STD-202 Method 108, Test Condition D
Resistance to solvents	MIL-STD-202 Method 215
Mechanical shock	MIL-STD-202 Method 213, Test Condition C
Vibration	MIL-STD-202 Method 204
Resistance to soldering heat	MIL-STD-202 Method 210, Test condition B
Thermal shock	MIL-STD-202 Method 107
Solderability	J-STD-002
Board flex(SMD)	AEC-Q200-005
Terminal strength	AEC-Q200-006
Electrical characterization	3 temperature electrical

Electrical Specifications

Catalog Number	Ampere Rating	Typical Cold Resistance (ohms)	Volt-drop @100% In (Volt) max.	Voltage and Interrupting Ratings	Melting I ² T <10 mSec (A ² Sec)	Melting I ² T @10 In (A ² Sec)	Maximum Power Dissipation (W)	Agency Approvals					
								UL US	CSA	SE	UL ENEC	VDE	PS E
MRF 50	50mA	13.0	0.98	See Table of Safety Approvals on Page 1 for Voltage and associated Interrupting Ratings	0.0005	0.0005	0.05	Y	Y	Y	Y		
MRF 63	63mA	8.5	0.66		0.001	0.001	0.10	Y	Y	Y	Y		
MRF 80	80mA	6.3	0.64		0.002	0.002	0.11	Y	Y	Y	Y		
MRF 100	100mA	4.0	0.49		0.003	0.003	0.11	Y	Y	Y	Y		
MRF 125	125mA	3.1	0.50		0.007	0.007	0.13	Y	Y	Y	Y		
MRF 160	160mA	2.3	0.46		0.016	0.016	0.21	Y	Y	Y	Y		
MRF 200	200mA	1.7	0.41		0.027	0.027	0.19	Y	Y	Y	Y		
MRF 250	250mA	0.42	0.17		0.023	0.023	0.23	Y	Y	Y	Y		
MRF 315	315mA	0.29	0.15		0.044	0.044	0.22	Y	Y	Y	Y		
MRF 400	400mA	0.21	0.14		0.073	0.072	0.28	Y	Y	Y	Y		
MRF 500	500mA	0.17	0.15		0.20	0.18	0.42	Y	Y	Y	Y		
MRF 630	630mA	0.10	0.08		0.15	0.14	0.16	Y	Y	Y	Y		
MRF 800	800mA	0.071	0.08		0.4	0.4	0.20	Y	Y	Y	Y		
MRF 1	1A	0.057	0.08		0.7	0.6	0.38	Y	Y	Y	Y		Y
MRF 1.25	1.25A	0.047	0.081		1.3	1.2	0.69	Y	Y	Y	Y		Y
MRF 1.6	1.6A	0.035	0.077		1.4	1.3	0.62	Y	Y	Y	Y		Y
MRF 2	2A	0.028	0.075		2.1	2.0	0.72	Y	Y	Y	Y		Y
MRF 2.5	2.5A	0.022	0.071		4	3	0.92	Y	Y	Y	Y		Y
MRF 3.15	3.15A	0.016	0.064		6	4	0.82	Y	Y	Y	Y		Y
MRF 4	4A	0.011	0.059		8	6	0.65	Y	Y	Y	Y		Y
MRF 5	5A	0.010	0.056		15	11.8	0.91	Y	Y	Y	Y		Y
MRF 6.3	6.3A	0.008	0.054		25	19.8	1.05	Y	Y			Y	

Consult manufacturer for other ratings

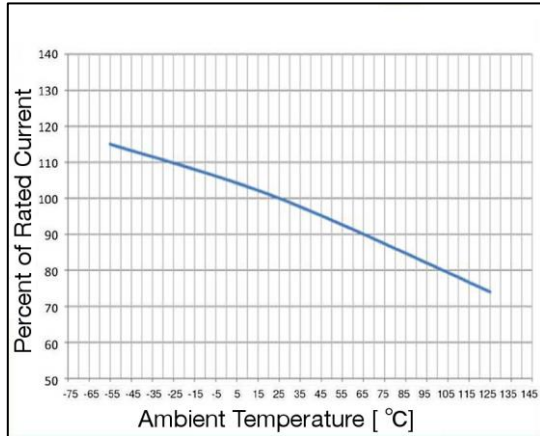


Specifications subject to change without notice

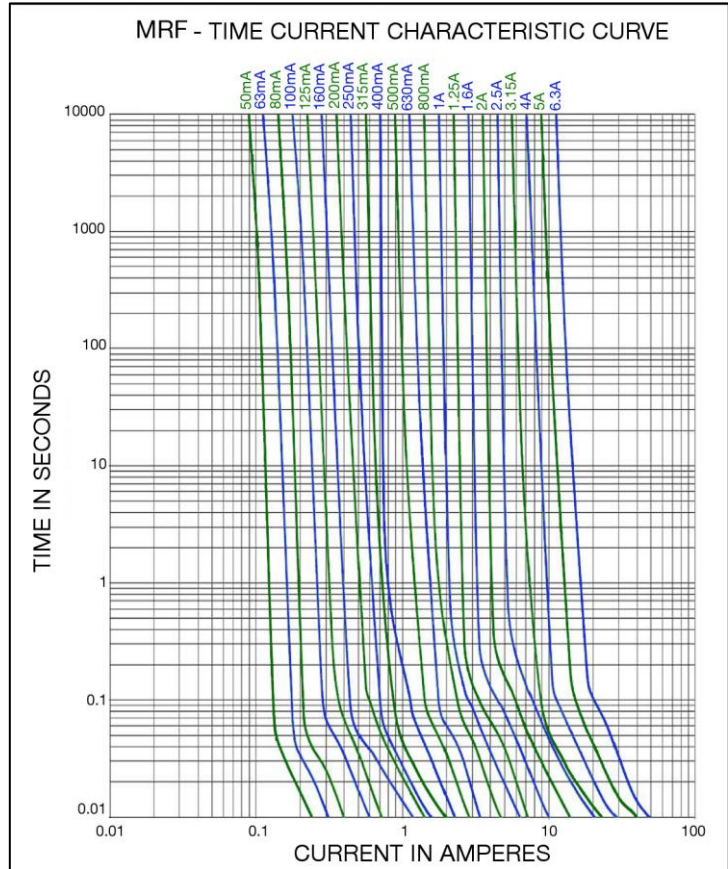
Bel Fuse Inc.
206 Van Vorst Street
Jersey City, NJ 07302 USA

+1 201.432.0463
Bel.US.CS@belf.com
belfuse.com/circuit-protection

Temperature Derating Curve

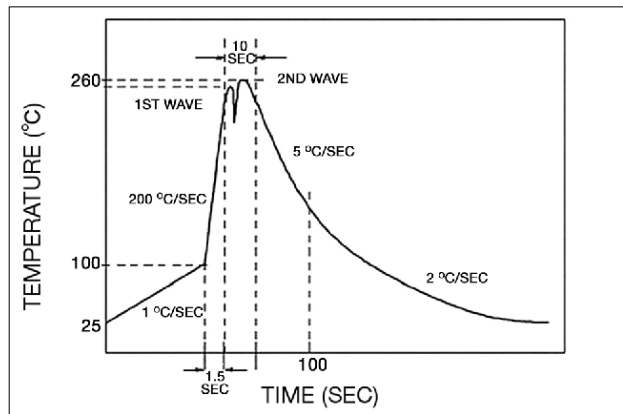


Average Time Current Curve



Soldering Parameters

Lead-free Wave Soldering Profile	
Wave Soldering Parameter	
Average ramp-up rate	200°C / second
Heating rate during preheat	typical 1 - 2°C / second Max 4°C / second
Final preheat temperature	within 125°C of soldering temperature
Peak temperature T _p	260°C
Time within +0°C / -5°C of actual peak temperature	10 seconds
Ramp-down rate	5°C / second max.



Fuse FGNO Explanation

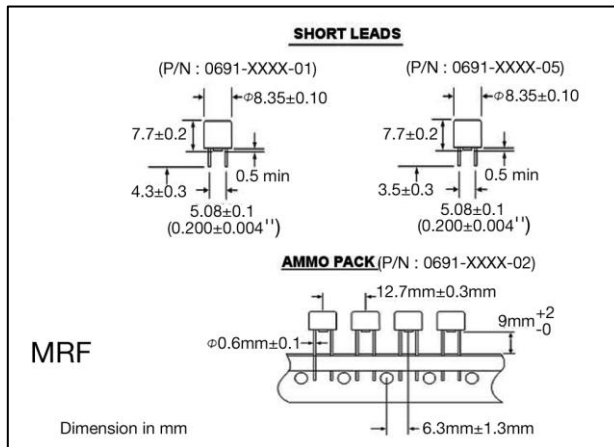
0691 - [XXXX] X XX

0691=MRF; [XXXX]=Ampere Rating; XX=See Ordering Information as below

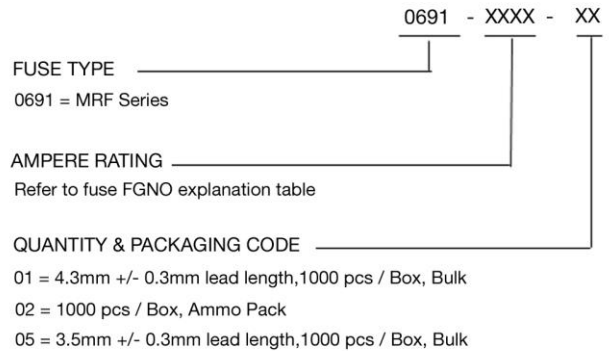
Fraction	Decimal	Milliamps	Bel FGNO[XXXX]
1/20	0.050	50	0050
1/16	.063	63	0063
8/100	.080	80	0080
1/10	.100	100	0100
1/8	.125	125	0125
	.160	160	0160
2/10	.200	200	0200
1/4	.250	250	0250
	.315	315	0315
4/10	.400	400	0400
1/2	.500	500	0500
	.630	630	0630
8/10	.800	800	0800

Fraction	Decimal	Amps	Bel FGNO[XXXX]
	1.0	1	1000
1-1/4	1.25	1.25	1250
	1.6	1.6	1600
	2.0	2	2000
2-1/2	2.5	2.5	2500
	3.15	3.15	3150
	4.0	4	4000
	5.0	5	5000
	6.3	6.3	6300

Mechanical Dimensions



Ordering Information



Packaging

Packaging Option	Packaging Specification	Quantity	Packaging Code
Bulk / bag, 1000 / box	N/A	1000	01 , 05
12.7 mm pitch, On Tape / box	IEC-286-2	1000	02

X-ON Electronics

Largest Supplier of Electrical and Electronic Components

Click to view similar products for [Fuses with Leads - Through Hole](#) category:

Click to view products by [Bel Fuse](#) manufacturer:

Other Similar products are found below :

[89096-013](#) [89096-015](#) [203004](#) [252001](#) [252010](#) [25202.5](#) [252.062](#) [263.500](#) [265.750](#) [272.005](#) [273.600V](#) [274.250](#) [SR-5H-5A-BK](#) [SS-5-800MA-AP](#) [SS-5F-3.15A-AP](#) [252004](#) [263.750](#) [273.005](#) [3701630000](#) [LKB-3](#) [0473004.MAT1L](#) [RST 2-BULK](#) [0473001.HAT1L](#) [0473002.HAT1L](#) [0473.500HAT1L](#) [SS-5-1.6A-AP](#) [SS-5F-2.5A-AP](#) [SS-5-6.3A-BK](#) [SR-5H-4A-AP](#) [RST 5-AMMO](#) [SR-5H-3.15A-BK](#) [SR-5H-2A-BK](#) [89096-005](#) [SR-5F-1-6A-BK](#) [SS-5FH-3.15A-AP](#) [SS-5-630MA-AP](#) [047301.5HAT1L](#) [SS-5H-1-25A-APH](#) [SR-5H-800MA-APH](#) [0034.722](#) [34.732](#) [22D03-200](#) [GFA-4](#) [008307X](#) [008313C](#) [008314A](#) [008316H](#) [008320E](#) [0263004.HAT1L](#) [0263.750HAT1L](#)