

RED INDICATES ORIGINAL

DWG
SIZE
C

DATA CONTAINED IN THIS DOCUMENT IS
PROPRIETARY TO TROMPETER ELECTRONICS, INC.
AND SHALL NOT BE DISCLOSED, COPIED OR USED
FOR REPRODUCTION OR MANUFACTURE WITHOUT
EXPRESS WRITTEN PERMISSION.

REVISIONS			310-0064	SH 1
REV	ED	DESCRIPTION	DWN	APPROVED
J	11580	CHANGED "A" DIMENSION FROM: 1.46 TO 1.43; SEE ECO	DKC	<i>Bm</i> <i>Law</i>
				7/19/92

DASH NO	MODEL NO	CENTER CONTACT/ INTMD CONTACT TYPE	FIG NO
-1	PL455ACFLP	SOCKET/PIN	1
-2	PL455ACFLS	PIN/SOCKET	
-3	PL455ACPP	SOCKET/PIN	2
-4	PL455ACPS	PIN/SOCKET	
-5	PL455ACRP	SOCKET/PIN	3
-6	PL455ACRS	PIN/SOCKET	
-7	PL455ACWP	SOCKET/PIN	4
-8	PL455ACWS	PIN/SOCKET	

CABLE GROUP NO	CABLES ACCOMMODATED	A DIM	B DIA	C HEX	ASSEMBLE PER
-201	M17/176-00002				
-202	TWC-78-1, TROMPETER				
-203	TWC-124-1A, TROMPETER				
-204	10602, RAYCHEM				
-205	TWAC-78-1F2, TROMPETER				
-206	782600130, RAYCHEM				
-208	202-3927, MICRODOT				
-209	202-3942, MICRODOT				
-212	2524E0114, RAYCHEM	1.43	.334	.255	TAI-162
-217	GCB75TM24H GRUMMAN				
-218	EPD221898, RAYCHEM				
-219	2525D1114, RAYCHEM				
-220	GCB75RR1, GRUMMAN				
-221	10614, RAYCHEM				
-222	10613, RAYCHEM				
-223	HMS2-1149, HUGHES				

INCH	MM
.005	0.13
.03	0.76
.062	1.65
.067	1.70
.080	2.03
.255	6.48
.334	8.48
.500	12.70
1.25	31.75
1.46	37.08

FIG 1

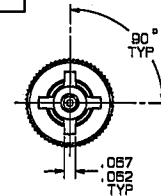


FIG 2

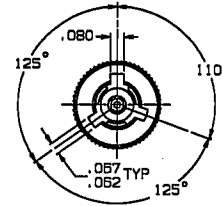


FIG 3

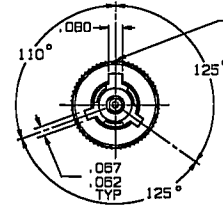
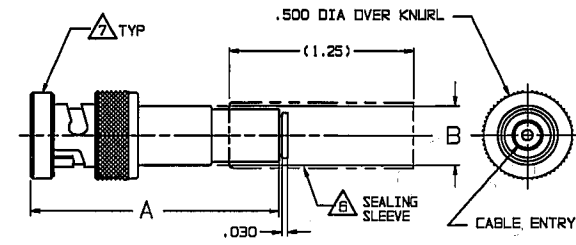
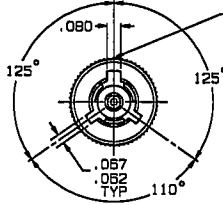
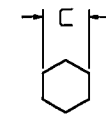


FIG 4



-3-221 SHOWN



RECOMMENDED
HEX CRIMP

THE ONE WIDE (.080) SLOT LOCATION IS SHOWN BY
A GREEN ASTERISK ON THE O.D. OF THE BAYNET
SLEEVE GUARD-RING FOR -3 AND SUBSEQUENT DASH NUMBERS

SEALING SLEEVE & CRIMP BUSHING SUPPLIED
LOOSE WITH EACH CONNECTOR EXCEPT NOT
USED ON -205, -208 & -223

5. EXAMPLE OF COMPLETE MODEL NO:

PL455AC W P - 201
BASIC MODEL NO (SEE TABLE 1) CABLE GROUP NO (SEE TABLE 2)
LUG POLARIZATION
FL = 4-LUG, FIG 1
P = 3-LUG, FIG 2
R = 3-LUG, FIG 3
W = 3-LUG, FIG 4
CENTER & INTERMEDIATE
CONTACT TYPE
(SEE TABLE 1)

4. EXAMPLE OF COMPLETE PART NO:

310-0064 -1 -201
BASIC PART NO DASH NO CABLE GROUP NO (SEE TABLE 2)
(LUG POLARIZATION, CENTER & INTERMEDIATE CONTACT TYPE;
SEE TABLE 1)

3. CONCENTRIC TWINAX 4 PIECE ASSY, FULL CRIMP
CABLE PLUG, SOCKET CENTER
CONTACT AND PIN INTERMEDIATE CONTACT OR PIN CENTER
CONTACT AND SOCKET INTERMEDIATE CONTACT

2. FINISH: TFS-1U (500 HOURS SALT SPRAY; NICKEL)

1. ALL DIM ARE IN INCHES

QTY	DESCRIPTION	PART NUMBER	ITEM
TOL UNLESS SPECIFIED	TROMPETER ELECTRONICS, INC.	PL455AC/FLP/FLS/PP/PS/RP/RS/WP/WS	
.XX ± .03			
.XXX ± .005			
.XXXX ± .0005			
ANGLE ± 0° 30'			
DWN	DKC	4-1-BB	
CHK	Bm	7-1-92	
ENGR			
APPR			
NEXT ASSY	SCALE 2/1	DATE 5-21-87	SHEET 1 OF 2

X-ON Electronics

Largest Supplier of Electrical and Electronic Components

Click to view similar products for [RF Connectors](#) / [Coaxial Connectors](#) *category:*

Click to view products by [Bel Fuse](#) *manufacturer:*

Other Similar products are found below :

[8915-1511-000](#) [89674-0827](#) [6001-7071-019](#) [6002-7051-003](#) [6002-7551-202](#) [6059674-1](#) [619550-1](#) [630059-000](#) [M39030/3-01N](#) [6500-7071-046](#) [6769](#) [CX050L2AQ](#) [7002-1541-010](#) [7002-1542-011](#) [7004-1512-000](#) [7009-1511-004](#) [7010-1511-000](#) [7029-1511-060](#) [7101-1541-010](#) [7101-1571-002](#) [7145-1521-002](#) [7203-1571-003](#) [7209-1511-011](#) [7210-1511-015](#) [7210-1511-019](#) [73137-5015](#) [73216-2241](#) [73404-2300](#) [7405-1521-005](#) [7405-1521-802](#) [8527](#) [8547](#) [FS11V](#) [877931](#) [8808-1511-001](#) [9049-9513-000](#) [9074-9513-000](#) [9101-9573-002](#) [910A205F](#) [9130-9573-002](#) [PL11SC-026](#) [PL375-33](#) [PL40-5](#) [PL74C-221](#) [PL75MC-217](#) [PL803-7](#) [1200690078](#) [1-201144-1](#) [R107003010W](#) [R110A172100](#)