

## NON-ISOLATED DC/DC CONVERTERS

8.3 Vdc - 14 Vdc Input

0.75 Vdc - 5.0 Vdc/16 A Output

**bel**  
POWER PRODUCTS

SRBC-16A2Ax

RoHS Compliant

Rev.A

- Non-Isolated
- High Efficiency
- High Power Density
- Excellent Thermal Performance
- Low Cost
- Flexible Output Voltage Sequencing
- Able to Sink & Source Current
- Vout Prebias
- Under-voltage Lockout (UVLO)
- Over Temperature Protection
- OCP/SCP
- Wide Input
- Wide Trim
- Remote On/Off
- Active Low/High (Option)
- Remote Sense
- Industrial Temperature Range



### Description

The Bel SRBC-16A2Ax modules are a series of non-isolated dc/dc converters that deliver up to 16 A of output current with full load efficiency of 92% at 3.3 Vdc output. These modules provide precisely regulated voltage programmable via external resistor from 0.75 Vdc to 5.0 Vdc over a wide range of input voltage (8.3 Vdc - 14 Vdc). These modules have a sequencing feature that enables designers to implement various types of output voltage sequencing when powering multiple voltages on a board. The open-frame construction and small footprint enable designers to develop cost and space-efficient solutions. Standard features include remote On/Off, remote sense, over current protection, short current protection, wide input, and programmable output voltage.

### Part Selection

Output Voltage	Input Voltage	Max. Output Current	Max. Output Power	Typical Efficiency	Model Number Active Low	Model Number Active High
0.75 V - 5.0 V	8.3 V - 14 V	16 A	80 W	94%	SRBC-16A2AL	SRBC-16A2A0

- Notes:** 1. Add "G" suffix at the end of the model number to indicate Tray Packaging.  
2. All part numbers above indicate RoHS 6. Change the second letter "R" to "7" for RoHS 5 part numbers.

### Absolute Maximum Ratings

Parameter	Min	Typ	Max	Notes
Input Voltage (continuous)	-0.3 V	-	15 V	
Output Enable Terminal Voltage	-0.3 V	-	15 V	
Sequencing Voltage <sup>1</sup>	-0.3 V	-	Vin	
Ambient Temperature	-40 °C	-	85 °C	
Storage Temperature	-55 °C	-	125 °C	

- Notes:** All specifications are typical at 25 °C unless otherwise stated.  
1. SRBC-16A2Ax series of modules include a sequencing feature that enables users to implement various types of output voltage sequencing in their applications. This is accomplished via an additional sequencing pin. When the sequencing feature is not used, tie the SEQ pin to Vin or leave it unconnected.

## NON-ISOLATED DC/DC CONVERTERS

8.3 Vdc - 14 Vdc Input

0.75 Vdc - 5.0 Vdc/16 A Output



### Input Specifications

Parameter	Min	Typ	Max	Notes
Input Voltage				
Vo, set ≤ 3.63 V	8.3 V	12 V	14 V	
Vo, set > 3.63 V	8.3 V	12 V	13.2 V	
Input Current (full load)	-	-	11 A	
Input Current (no load)	-	100 mA	-	
Remote Off Input Current	-	2 mA	-	
Input Reflected Ripple Current (pk-pk)	-	70 mA	200 mA	Tested with one 1000 uF/25 V AL input capacitor with ESR=0.03 ohm max and 6 × 47 uF/16 V tantalum capacitors with ESR=0.013 ohm max at 100 kHz, & simulated source impedance of 1000 nH, 5 Hz to 20 MHz.
Input Reflected Ripple Current (rms)	-	-	150 mA	
I <sup>2</sup> t Inrush Current Transient	-	0.2 A <sup>2</sup> s	0.4 A <sup>2</sup> s	
Turn-on Voltage Threshold	-	8.0 V	-	
Turn-off Voltage Threshold	-	7.5 V	-	

### Output Specifications

Parameter	Min	Typ	Max	Notes	
Output Voltage Set Point	-2% Vo,set	-	2% Vo,set	Vin=12 V, full load	
Load Regulation	-	0.1% Vo,set	-	Io=Io, min to Io, max	
Line Regulation	-	0.1% Vo,set	-	Vin=Vin, min to Vin, max	
Regulation Over Temperature (-40 °C to +85 °C)	-	0.3% Vo,set	-	Tref=Ta, min to Ta, max	
Output Current	0 A	-	16 A		
Current Limit Threshold	-	180% Io	-		
Short Circuit Surge Transient	-	1 A <sup>2</sup> s	3 A <sup>2</sup> s		
Ripple and Noise (pk-pk)	-	75 mV	100 mV	Tested with 0-20 MHz, 10 uF tantalum capacitor & 1 uF TDK ceramic capacitor at the output	
Ripple and Noise (rms)	-	30 mV	45 mV		
Turn on Time	-	6 mS	10 mS		
Overshoot at Turn on	-	-	1% Vo,set		
Output Capacitance	-	-	5000 uF		
<b>Transient Response</b>					
50% ~ 100% Max Load	Vo=0.75 V - 5.0 V	-	100 mV	-	di/dt=2.5 A/uS; Vin=12 V; and with 2 × 150 uF polymer capacitors at the output
Settling Time		-	50 uS	-	
100% ~ 50% Max Load		-	100 mV	-	
Settling Time		-	50 uS	-	

**Note:** All specifications are typical at nominal input, full load at 25 °C unless otherwise stated.

# NON-ISOLATED DC/DC CONVERTERS

8.3 Vdc - 14 Vdc Input

0.75 Vdc - 5.0 Vdc/16 A Output

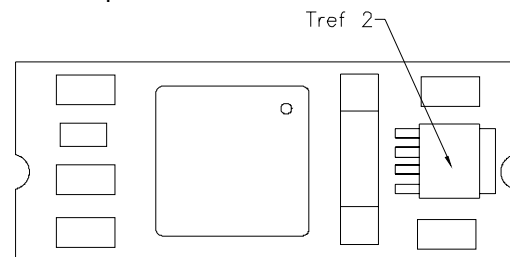
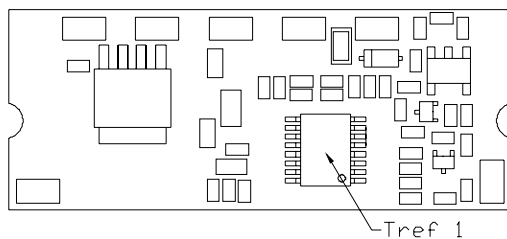


## General Specifications

Parameter	Min	Typ	Max	Notes
Efficiency				Measured at Vin=12 V, full load
Vo=5.0 V	-	94%	-	
Vo=3.3 V	-	92%	-	
Vo=2.5 V	-	90%	-	
Vo=1.8 V	-	88%	-	
Vo=1.5 V	-	87%	-	
Vo=1.2 V	-	85%	-	
Vo=0.75 V	-	79%	-	
Switching Frequency	265 kHz	300 kHz	335 kHz	
Over Temperature Shutdown <sup>1</sup>	-	130 °C	-	
Output Trim Range (Wide Trim)	0.7525 V	-	5 V	
Remote Sense Compensation	-	-	0.5 V	
MTBF	2,666,488 hours			Calculated Per Bell Core SR-332 (Io =80% Io,max; Vo=5 V; Vin=12 V; Ta = 25°C)
Dimensions				
Inches (L x W x H)	1.30 x 0.53 x 0.315			
Millimeters (L x W x H)	33.02 x 13.46 x 8.00			
Weight	-	8 g	-	

**Notes:** All specifications are typical at 25 °C unless otherwise stated.

1. The Tref temperature measurement location. For reliable operation the Tref 1 and Tref 2 must not exceed 130 °C.



## Control Specifications

Parameter	Min	Typ	Max	Notes
<b>Remote On/Off</b>				
Signal Low (Unit Off)	-0.2 V	-	0.3 V	SRBC-16A2A0; Remote On/Off pin open, Unit on.
Signal High (Unit On)	-	-	Vin, max	
Signal Low (Unit On)	-0.2 V	-	0.3 V	SRBC-16A2AL; Remote On/Off pin open, Unit on.
Signal High (Unit Off)	2.5 V	-	Vin, max	
<b>Voltage Sequencing</b>				
Sequencing Delay Time	10 mS	-	-	Delay from Vin, min to application of voltage on SEQ pin
Sequencing Slew Rate Capability	-	-	2 V/mS	
Tracking Accuracy				Vin, min to Vin, max; Io, min to Io, max; Vseq<Vo
Power-Up	-	100 mV	200 mV	
Power-Down	-	300 mV	500 mV	

# NON-ISOLATED DC/DC CONVERTERS

8.3 Vdc - 14 Vdc Input

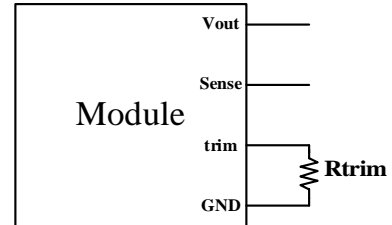
0.75 Vdc - 5.0 Vdc/16 A Output



## Output Trim Equations

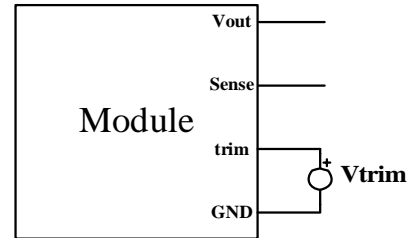
Equation for calculating the trim resistor (in  $\Omega$ ) given the desired adjusted voltage ( $V_{adj}$ ) is shown below. The Trim Up resistor should be connected between the Trim pin and Ground.

$$R_{trimup} = \frac{10500}{V_{adj} - 0.7525} - 1000$$

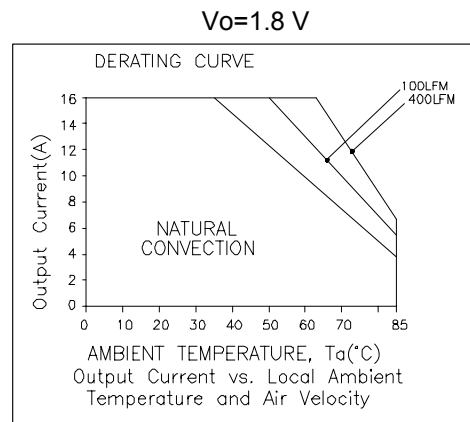
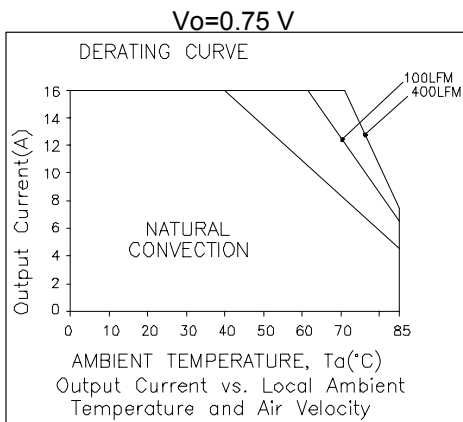
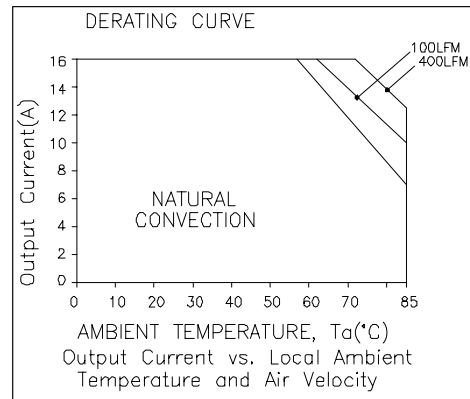
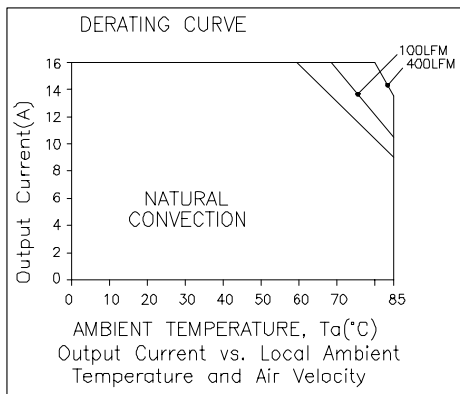


Equation for calculating the trim voltage (in V) given the desired adjusted voltage ( $V_{adj}$ ) is shown below. The Trim Up voltage should be connected between the Trim pin and Ground.

$$V_{trimup} = 0.7 - 0.0667 \times (V_{adj} - 0.7525)$$



## Thermal Derating Curves



Vo=0.75 V

Vo=1.8 V

Vo=3.3 V

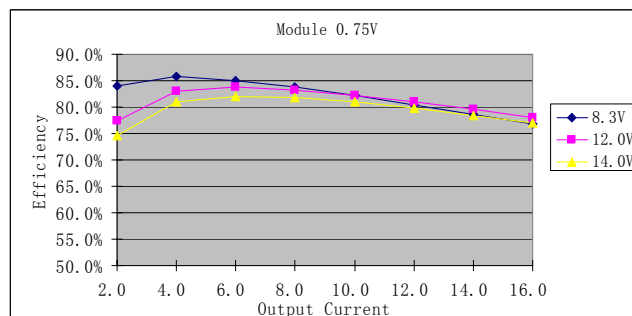
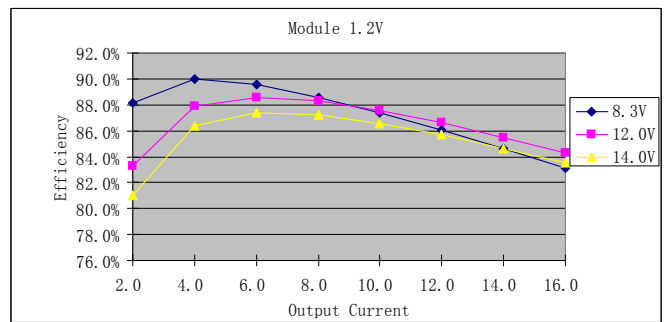
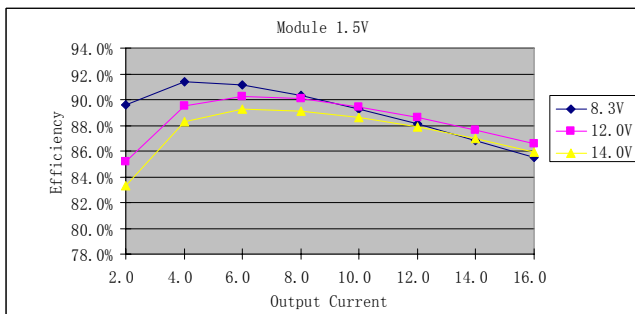
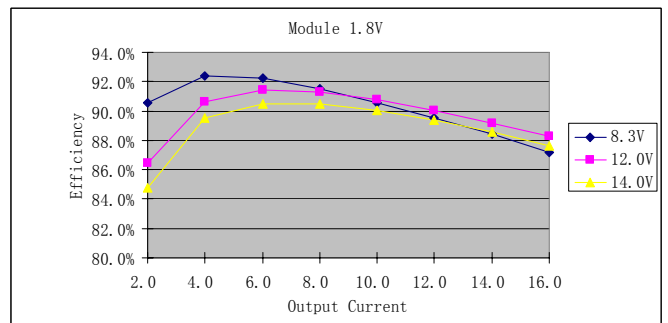
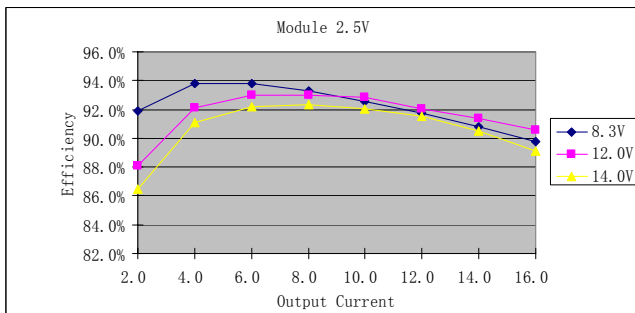
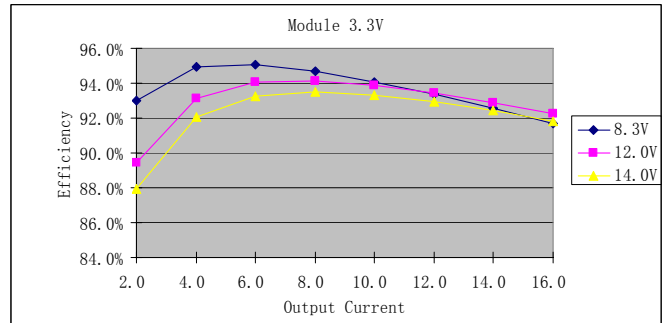
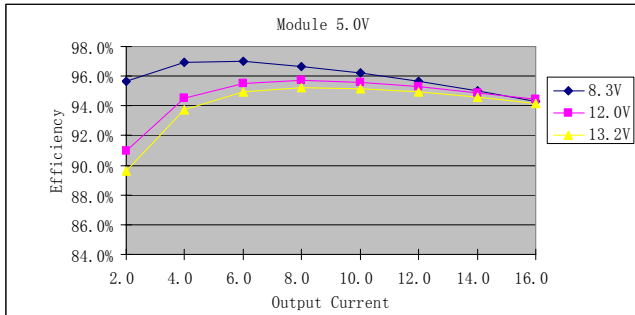
Vo=5.0 V

# NON-ISOLATED DC/DC CONVERTERS

8.3 Vdc - 14 Vdc Input      0.75 Vdc - 5.0 Vdc/16 A Output



## Efficiency Data



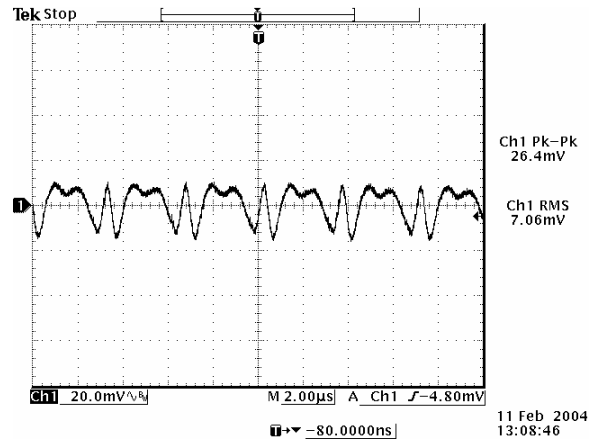
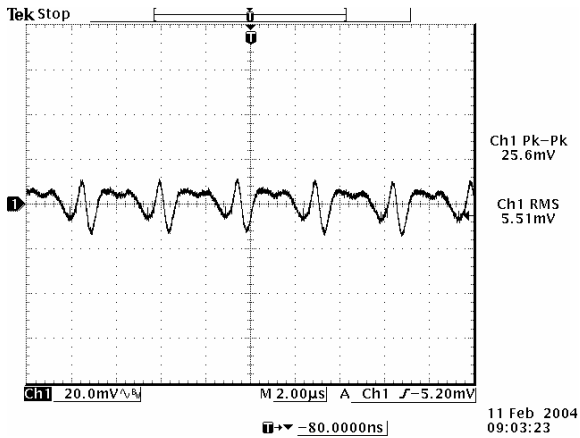
# NON-ISOLATED DC/DC CONVERTERS

8.3 Vdc - 14 Vdc Input

0.75 Vdc - 5.0 Vdc/16 A Output

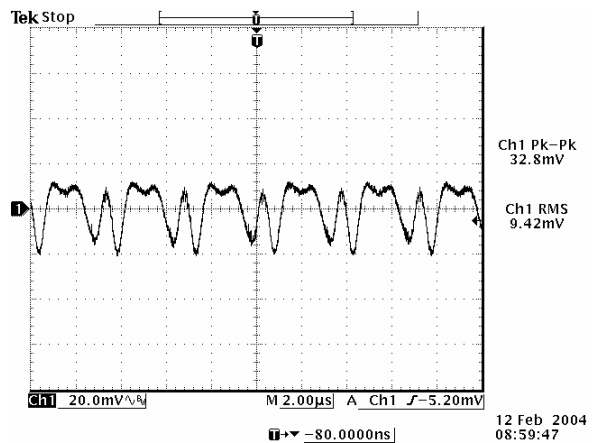
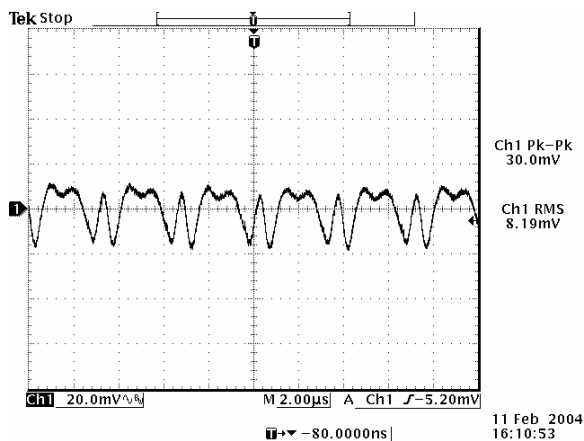


## Ripple and Noise Waveforms



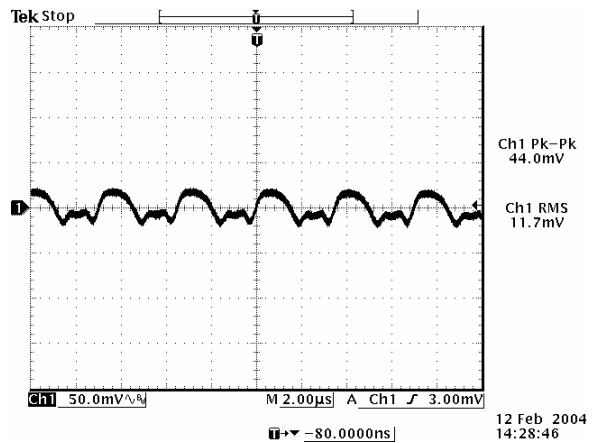
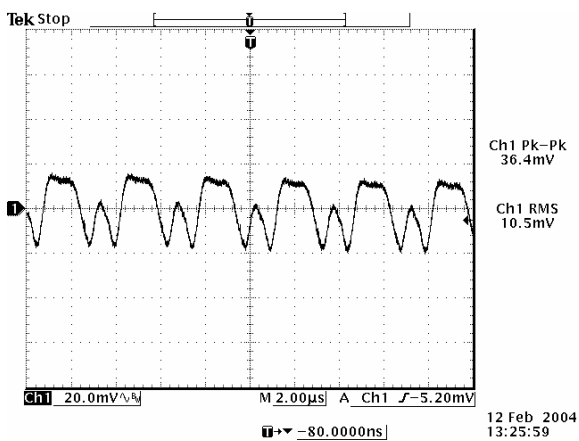
Ripple and noise at max load 0.75 Vdc output

Ripple and noise at max load 1.2 Vdc output



Ripple and noise at max load 1.5 Vdc output

Ripple and noise at max load 1.8 Vdc output



Ripple and noise at max load 2.5 Vdc output

Ripple and noise at max load 3.3 Vdc output

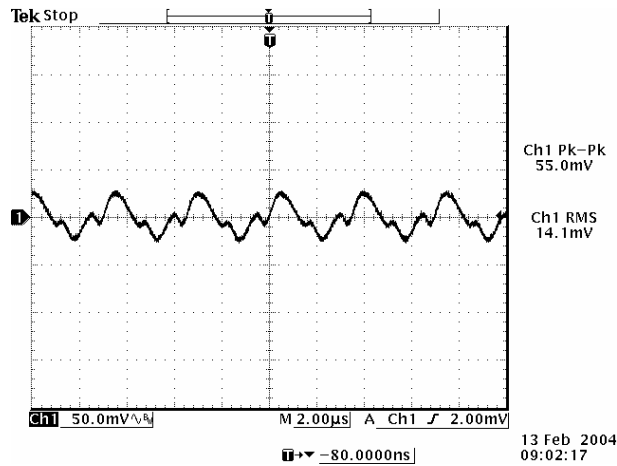
# NON-ISOLATED DC/DC CONVERTERS

8.3 Vdc - 14 Vdc Input

0.75 Vdc - 5.0 Vdc/16 A Output



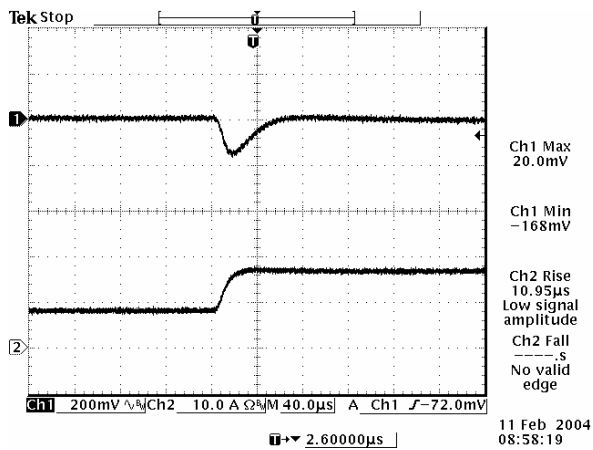
## Ripple and Noise Waveforms (continued)



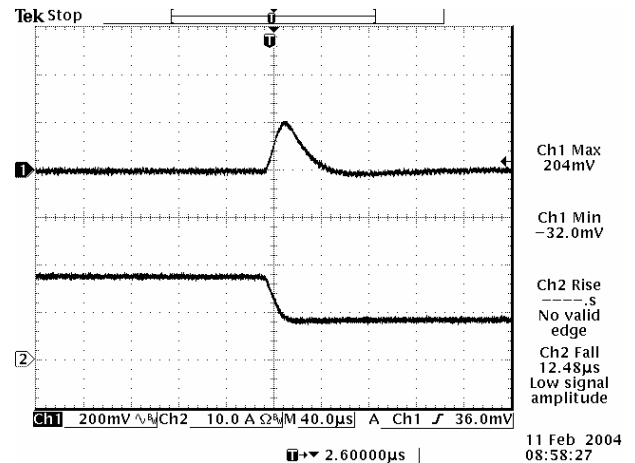
Ripple and noise at max load 5.0 Vdc output

**Note:** Ripple and Noise at 12 V input, with 10  $\mu$ F tantalum capacitor and 1  $\mu$ F ceramic capacitor at the output, and  $T_a=25$  deg C.

## Transient Response Waveforms



Transients 50% to 100% load 0.75 Vdc output



Transients 100% to 50% load 0.75 Vdc output

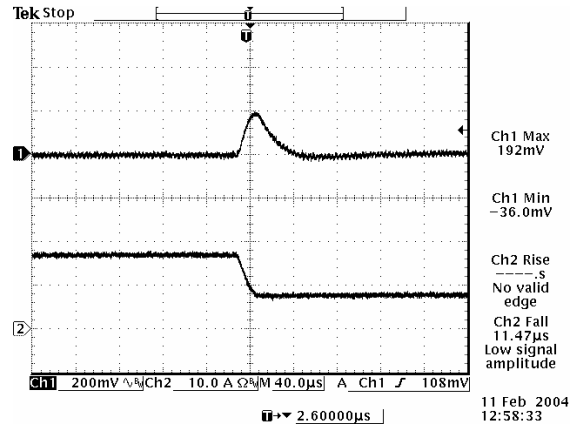
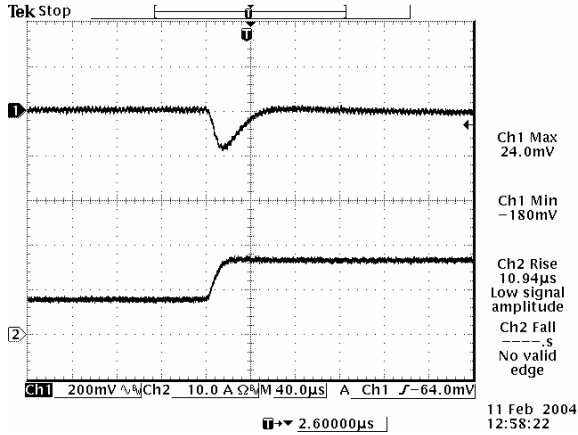
# NON-ISOLATED DC/DC CONVERTERS

8.3 Vdc - 14 Vdc Input

0.75 Vdc - 5.0 Vdc/16 A Output

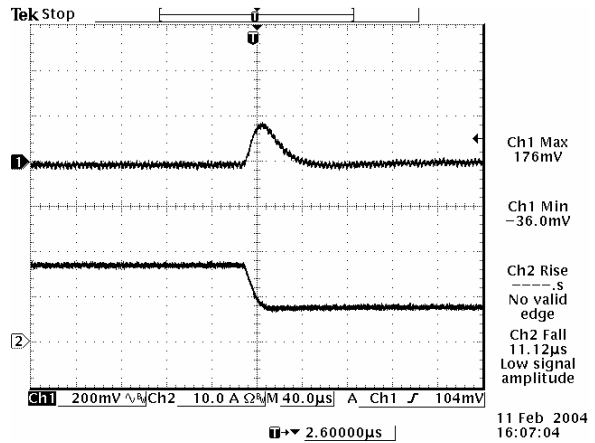
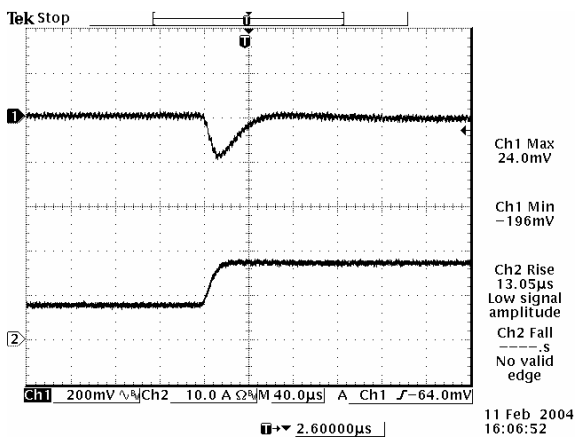


## Transient Response Waveforms (continued)



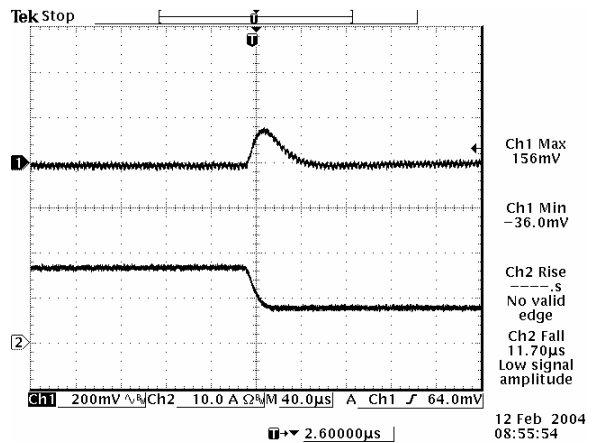
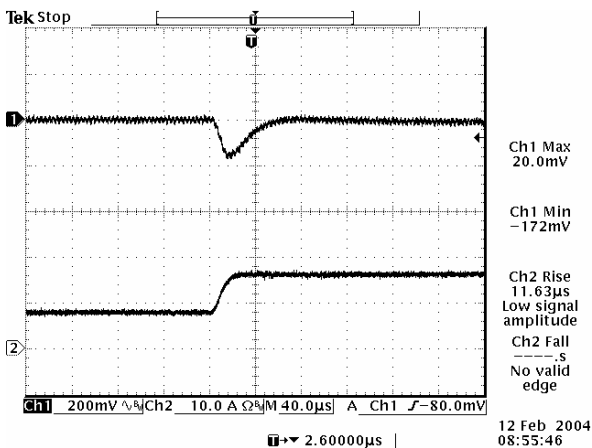
Transients 50% to 100% load 1.2 Vdc output

Transients 100% to 50% load 1.2 Vdc output



Transients 50% to 100% load 1.5 Vdc output

Transients 100% to 50% load 1.5 Vdc output



Transients 50% to 100% load 1.8 Vdc output

Transients 100% to 50% load 1.8 Vdc output



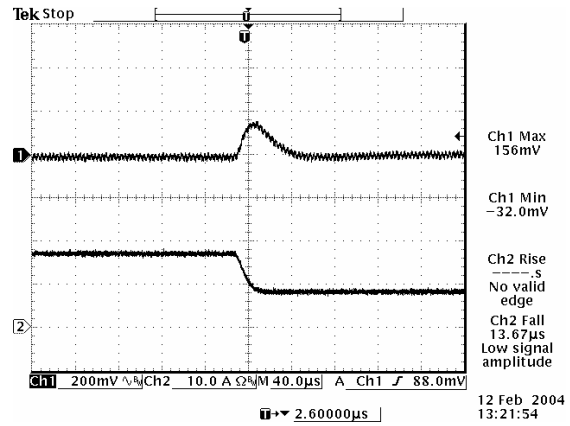
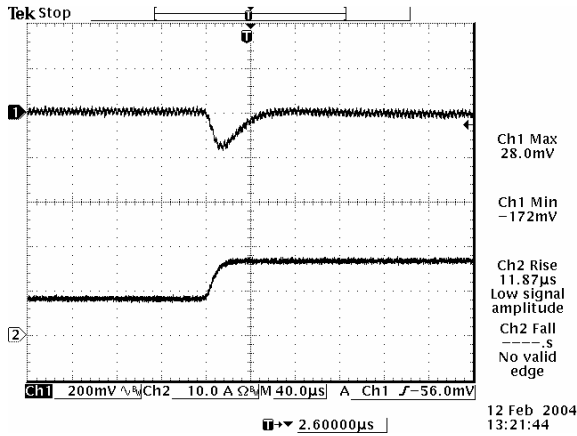
# NON-ISOLATED DC/DC CONVERTERS

8.3 Vdc - 14 Vdc Input

0.75 Vdc - 5.0 Vdc/16 A Output

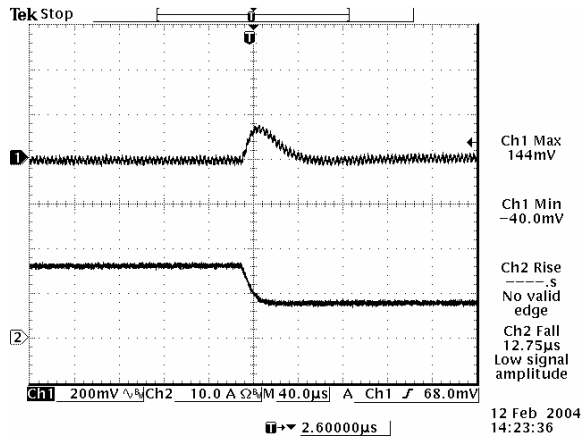
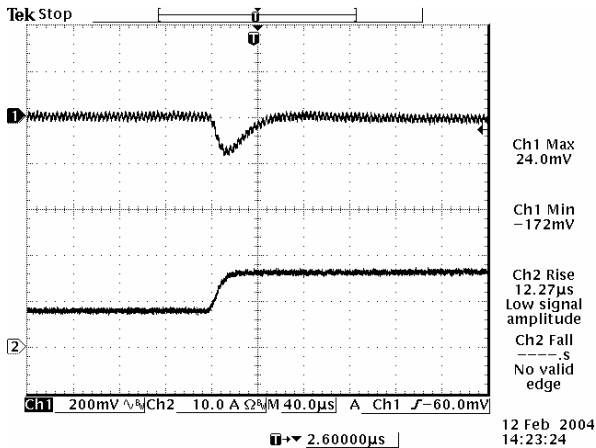


## Transient Response Waveforms (continued)



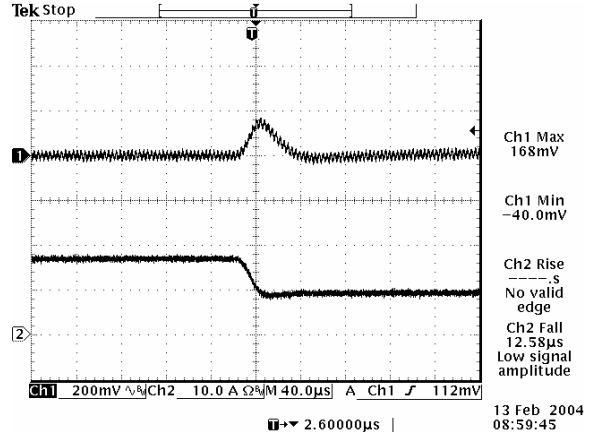
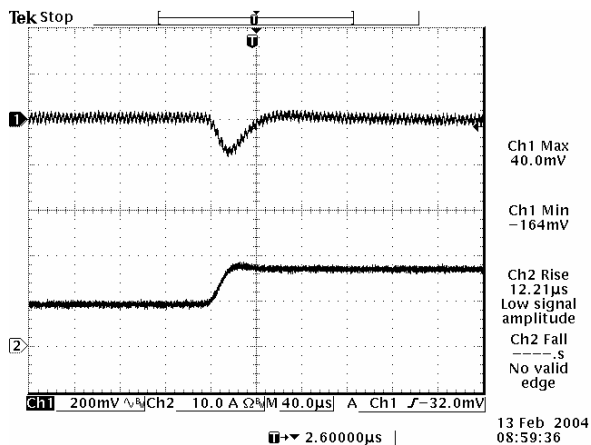
Transients 50% to 100% load 2.5 Vdc output

Transients 100% to 50% load 2.5 Vdc output



Transients 50% to 100% load 3.3 Vdc output

Transients 100% to 50% load 3.3 Vdc output



Transients 50% to 100% load 5.0 Vdc output

Transients 100% to 50% load 5.0 Vdc output

**Note:** Transient response at 12 V input,  $di/dt=2.5 \text{ A}/\mu\text{S}$ , with external  $2 \times 150 \text{ uF}$  polymer capacitor at the output,  $T_a=25 \text{ deg C}$ .

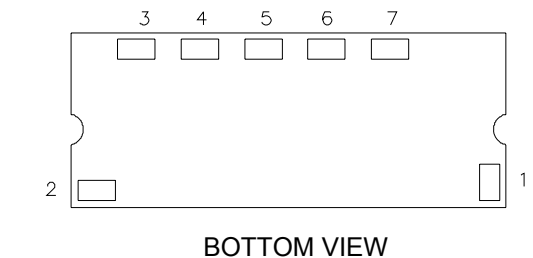
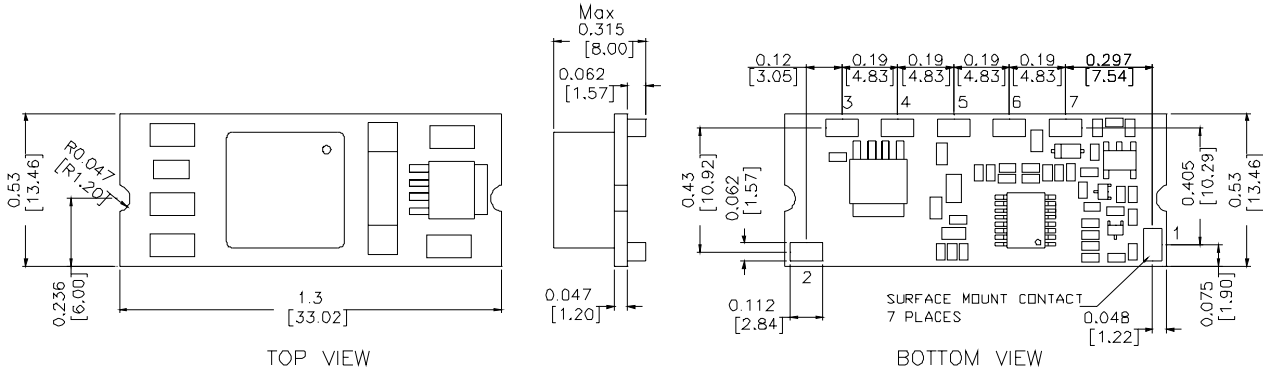
# NON-ISOLATED DC/DC CONVERTERS

8.3 Vdc - 14 Vdc Input

0.75 Vdc - 5.0 Vdc/16 A Output



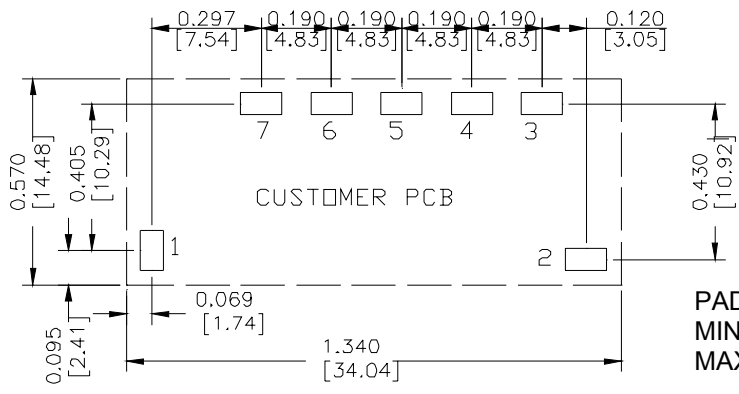
## Mechanical Outline



## Pin Connections

Pin	Function
1	Remote On/Off
2	Vin+
3	SEQ
4	Ground
5	Vout+
6	Trim
7	Remote Sense

## RECOMMENDED PAD LAYOUT



**PAD SIZE:**  
MIN: 0.14" \* 0.095" (3.56mm \* 2.41mm)  
MAX: 0.165" \* 0.11" (4.19mm \* 2.79mm)

## RoHS Compliance

Complies with the European Directive 2002/95/EC, calling for the elimination of lead and other hazardous substances from electronic products.



©2007 Bel Fuse Inc. Specifications subject to change without notice. 011507

### CORPORATE

**Bel Fuse Inc.**  
206 Van Vorst Street  
Jersey City, NJ 07302  
Tel 201-432-0463  
Fax 201-432-9542  
[www.belfuse.com](http://www.belfuse.com)

### FAR EAST

**Bel Fuse Ltd.**  
8F/ 8 Luk Hop Street  
San Po Kong  
Kowloon, Hong Kong  
Tel 852-2328-5515  
Fax 852-2352-3706  
[www.belfuse.com](http://www.belfuse.com)

### EUROPE

**Bel Fuse Europe Ltd.**  
Preston Technology Management Centre  
Marsh Lane, Suite G7, Preston  
Lancashire, PR1 8UD, U.K.  
Tel 44-1772-556601  
Fax 44-1772-888366  
[www.belfuse.com](http://www.belfuse.com)

## X-ON Electronics

Largest Supplier of Electrical and Electronic Components

*Click to view similar products for [Non-Isolated DC/DC Converters](#) category:*

*Click to view products by [Bel Fuse](#) manufacturer:*

Other Similar products are found below :

[PSR152.5-7IR](#) [APTH003A0X-SRZ](#) [SPM1004-3V3C](#) [R-785.0-05](#) [10E24-P15-10PPM](#) [1E24-P4-25PPM-SHV-5KV](#) [CA-17205-L4](#)  
[PROPOWER-3.3V](#) [MYGTM01210BZN](#) [40C24-N250-I5-H](#) [40A24-P30-E](#) [3V12-P0.8](#) [10C24-N250-I10-AQ-DA](#) [4AA24-P20-M-H](#) [3V12-](#)  
[N0.8](#) [3V24-P1](#) [3V24-N1](#) [BMR4672010/001](#) [BMR4652010/001](#) [6AA24-P30-I5-M](#) [6AA24-N30-I5-M](#) [BM2P101X-Z](#) [35A24-P30](#) [2.5M24-P1](#)  
[PTV03010WAD](#) [PTV05020WAH](#) [PTV12010LAH](#) [PTV12020WAD](#) [R-7212D](#) [R-7212P](#) [R-78AA15-0.5SMD](#) [R-78AA5.0-1.0SMD](#) [30A24-](#)  
[N15-E](#) [10A12-P4-M](#) [10C24-N250-I5](#) [10C24-P125](#) [10C24-P250-I5](#) [6A24-P20-I10-F-M-25PPM](#) [1A24-P30-F-M-C](#) [TSR 1-24150SM](#)  
[1/2AA24-N30-I10](#) [1C24-N125](#) [12C24-N250](#) [V7806-1500](#) [PTV12020LAH](#) [PTV05010WAH](#) [PTN04050CAZT](#) [PTH12020WAD](#)  
[PTH12020LAS](#) [PTH05050YAH](#)