

XC

Snap-action Microswitches

Subminiature

XC

Characteristics	<ul style="list-style-type: none"> ■ Wide range of actuating forces ■ Long mechanical and electrical life ■ Solder, PCB, faston (quick connect) terminals
Rating	250 V, 10 A
Dimensions (mm)	19,9 x 9,5 x 6,4
Actuator	Plunger, plain, roller, plastic, simulated roller lever
Approvals	UL, cUL, CSA, ENEC



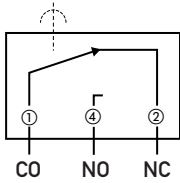
Preferred Range

Ordering Reference	Actuating Force		Operating pos.		Terminal	Circuit	Actuator	Contacts	Electrical rating	
	(N)	(ozf)	(mm)	(in)					ENEC	UL/CSA
XCG3Z1	1,7	6,07	8,4	0,33	Solder	CO	Plunger	Ag	6(2) A	5 A
XCG3-J1Z1	0,6	2,14	10,2	0,40	Solder	CO	Plain lever	Ag	6(2) A	5 A
XCG3-S1Z1	0,7	2,49	15,6	0,61	Solder	CO	Roller lever	Ag	6(2) A	5 A
XCG5Z1	1,7	6,07	8,4	0,33	Faston 2,8 x 0,5 mm	CO	Plunger	Ag	6(2) A	5 A
XCG5-J1Z1	0,6	2,14	10,2	0,40	Faston 2,8 x 0,5 mm	CO	Plain lever	Ag	6(2) A	5 A
XCG5-S1Z1	0,7	2,49	15,6	0,61	Faston 2,8 x 0,5 mm	CO	Roller lever	Ag	6(2) A	5 A
XCG8Z1	1,7	6,07	8,4	0,33	PCB	CO	Plunger	Ag	6(2) A	5 A
XCG8-J1Z1	0,6	2,14	10,2	0,40	PCB	CO	Plain lever	Ag	6(2) A	5 A
XCG8-S1Z1	0,7	2,49	15,6	0,61	PCB	CO	Roller lever	Ag	6(2) A	5 A
XCF3Z1	3	10,70	8,4	0,33	Solder	CO	Plunger	Ag	10(3) A	10,1 A
XCF3-J1Z1	1,05	3,74	10,2	0,40	Solder	CO	Plain lever	Ag	10(3) A	10,1 A
XCF3-S1Z1	1,1	3,92	15,6	0,61	Solder	CO	Roller lever	Ag	10(3) A	10,1 A

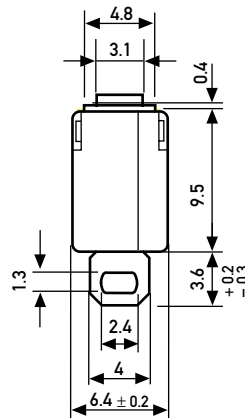
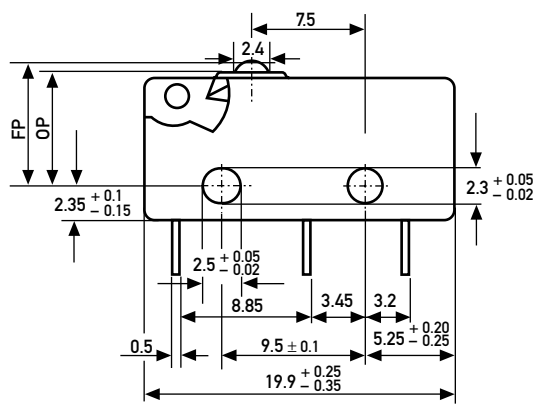
Specifications

Housing	Phenolic-Melamine, Thermosetting
Plunger	POM for T85, PBT for T140
Mechanism	Snap-action system with stainless steel tension spring
Functions	Change-over, NO, NC
Contacts	Pure silver (Ag) or 10 µm Gold (Au), microprofile
Terminals	Solder, faston and various PCB terminals (side of housing or side of lid, as well as 1/10" o lin pitch)
Temperature range °C	Between -40°C and +85°C (special version up to 140°C)
Mechanical life	up to 5-10 ⁷ cycles (sinusoidal actuation)
Protection	Enclosure IP40
Mounting	Side mounting through mounting holes
Actuators	Stainless steel, PA66-GF35
Contact Carrier	CuZn or CuSn

Circuit diagram



Dimensions

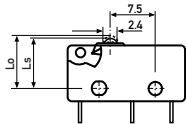
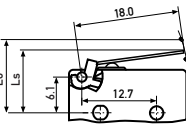
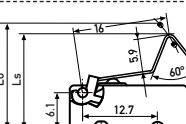
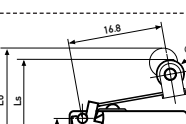
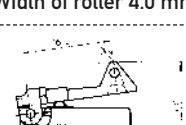
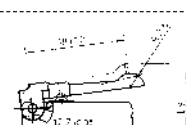


FP = Free Position
OP = Operating Position

Recommended maximum electrical ratings

	Voltage (VAC)	Resistive load (A)	Motor load (A)	Approvals ENEC (A)	Approvals ENEC (VAC)	Approvals UL (A)	Approvals UL (VAC)
XCF	250	10	3	10 (3)	250	1E4	10,1 250
XCG	250	6	2	6 (2)	250	5E4	5 250
XCK	250	5	3	5 (3)	250	1E4	5 250
XCC	250	3	1	3 (1)	250	5E4	2 250
XCH	250	1,5	0,3	1,5 (0,3)	250	5E4	0,1 30

Operating Characteristics

Actuator	Reference	Actuating Force		Release Force		Free Position		Operating Position		Movement Differential		Total travelled position		
		Maximum (N)	(ozf)	Minimum (N)	(ozf)	Maximum (mm)	(in)	(mm)	(in)	Maximum (mm)	(in)	Maximum (mm)	(in)	
	XCF..	3	10.70	0.5	1.78	8.8	0.34	8.4	$\left. \begin{matrix} 0.33 \\ 0.33 \\ 0.33 \\ 0.33 \end{matrix} \right\} \begin{matrix} +0.1 \\ -0.3 \end{matrix}$	$\left. \begin{matrix} 0.33 \\ 0.33 \\ 0.33 \\ 0.33 \end{matrix} \right\} \begin{matrix} +0.003 \\ -0.011 \end{matrix}$	0.1	0.003	7.7	0.303
	XCG..	1.7	6.07	0.3	1.07	8.8	0.34	8.4			7.7	0.303		
	XCK..	1.2	4.28	0.2	0.71	8.8	0.34	8.4			7.7	0.303		
	XCC..	0.6	2.14	0.1	3.57	8.8	0.34	8.4			7.7	0.303		
	XCH..	0.35	1.24	0.07	0.24	8.8	0.34	8.4			7.7	0.303		
	XCF..	1.05	3.74	0.16	0.57	12.2	0.48	10.2 ± 1.0	0.401 ± 0.039	0.6	0.023	8.4	0.33	
	XCG..	0.6	2.14	0.08	0.28	12.2	0.48	10.2 ± 0.9	0.401 ± 0.035	0.5	0.019	8.5	0.337	
	XCK..	0.42	1.49	0.056	0.19	12.2	0.48	10.3 ± 0.9	0.405 ± 0.035	0.5	0.019	8.7	0.342	
	XCC..	0.22	0.78	0.025	0.08	12.2	0.48	10.3 ± 0.9	0.404 ± 0.035	0.4	0.015	8.7	0.342	
	XCH..	0.13	0.46	0.02	0.07	12.2	0.48	10.4 ± 0.9	0.409 ± 0.035	0.4	0.015	8.8	0.346	
Width of lever 4.0 mm/0.16 in														
	XCF..	1.1	3.92	0.17	0.6	17.6	0.69	15.6 ± 1.1	0.614 ± 0.043	0.6	0.023	14	0.551	
	XCG..	0.7	2.49	0.09	0.32	17.6	0.69	15.6 ± 1.0	0.614 ± 0.039	0.5	0.019	14.1	0.555	
	XCK..	0.43	1.53	0.058	0.2	17.6	0.69	15.7 ± 1.0	0.618 ± 0.039	0.4	0.015	14.3	0.562	
	XCC..	0.23	0.82	0.026	0.09	17.6	0.69	15.7 ± 1.0	0.618 ± 0.039	0.4	0.015	14.3	0.562	
	XCH..	0.14	0.49	0.021	0.07	17.6	0.69	15.8 ± 1.0	0.622 ± 0.039	0.4	0.015	14.4	0.566	
Width of lever 4.0 mm/0.16 in														
	XCF..	1.1	3.92	0.17	0.6	17.6	0.69	15.6 ± 1.2	0.614 ± 0.047	0.6	0.023	14.1	0.555	
	XCG..	0.7	2.49	0.09	0.32	17.6	0.69	15.6 ± 1.1	0.614 ± 0.043	0.5	0.019	14.2	0.559	
	XCK..	0.43	1.53	0.058	0.2	17.6	0.69	15.7 ± 1.1	0.618 ± 0.043	0.4	0.015	14.4	0.566	
	XCC..	0.23	0.82	0.026	0.09	17.6	0.69	15.7 ± 1.1	0.618 ± 0.043	0.4	0.015	14.4	0.566	
	XCH..	0.14	0.49	0.021	0.07	17.6	0.69	15.8 ± 1.1	0.622 ± 0.043	0.4	0.015	14.5	0.57	
Width of roller 4.0 mm/0.16 in, for high temperature use -T1 lever														
	XCF..	1.3	4.62	0.17	0.6	17.6	0.69	15.6 ± 1.1	0.614 ± 0.043	0.6	0.023	14	0.551	
	XCG..	0.75	2.67	0.09	0.32	17.6	0.69	15.6 ± 1.0	0.614 ± 0.039	0.5	0.019	14.1	0.555	
	XCK..	0.6	2.13	0.058	0.2	17.6	0.69	15.7 ± 1.0	0.618 ± 0.039	0.4	0.015	14.3	0.562	
	XCC..	0.31	1.10	0.026	0.09	17.6	0.69	15.7 ± 1.1	0.618 ± 0.043	0.4	0.015	14.3	0.562	
	XCH..	0.22	0.78	0.021	0.07	17.6	0.69	15.8 ± 1.0	0.622 ± 0.039	0.4	0.015	14.4	0.566	
	XCF..	1.05	3.74	0.16	0.57	14.3	0.56	12.5 ± 1.1	0.49 ± 0.043	0.6	0.023	10.6	0.417	
	XCG..	0.6	2.13	0.08	0.28	14.3	0.56	12.5 ± 1.0	0.49 ± 0.039	0.5	0.019	10.7	0.421	
	XCK..	0.42	1.49	0.056	0.21	14.3	0.56	12.6 ± 1.0	0.5 ± 0.039	0.5	0.015	10.8	0.425	
	XCC..	0.22	0.78	0.025	0.11	14.3	0.56	12.6 ± 1.0	0.5 ± 0.039	0.4	0.015	10.8	0.425	
	XCH..	0.13	0.46	0.02	0.07	14.3	0.56	12.7 ± 1.0	0.5 ± 0.039	0.4	0.015	10.9	0.429	

Ordering Reference

Actuating	XCF	3 N	6.07 ozf
Characteristic	XCG	1.7 N	10.70 ozf
	XCK	1.2 N	4.28 ozf
	XCC	0.6 N	2.14 ozf
	XCH	0.35 N	1.24 ozf

Circuits	No digit	Change-over
	4	Normally closed (NC 2)
	5	Normally open (NO 4)

Terminals	3	Solder
	4	Faston 2.8 x 0.5 mm DIN
	5	Faston 2.8 x 0.5 mm IEC/AMP
	8	PCB (straight)
	9	PCB (1/10" pitch)
	10	Side mounting PCB, Base side
	11	Side mounting PCB, cover side

Other terminals on special request.

Version	No digit, Housing material MP, Europe up to 85°C, UL up to 90°C
	V (High temperature 125°C), Housing material MP / Plunger PBT, Europe up to 125°C, UL up to 130°C
	W (High temperature 140°C), Housing material Polyester PBT, Europe up to 140°C, UL up to 150°C

Contacts	No digit	Ag (silver)
	-81	μ profile Au 10 μm

Actuators	No digit	Plunger
	-J1	Plain lever 18.0 mm (0.71 in)
	-J2	Plain lever 25.0 mm (0.98 in)
	-J5	Plain lever 40.0 mm (1.57 in)
	-S1	Roller lever 16.8 mm (0.66 in)
	-L1	Cam follower 16.0 mm (0.63 in)
	-P5	Plastic lever 16.0 mm (0.63 in)
	-P6	Plastic lever 18.0 mm (0.71 in)

Other actuators on special request.

X-ON Electronics

Largest Supplier of Electrical and Electronic Components

Click to view similar products for [Basic / Snap Action Switches](#) category:

Click to view products by [Bel Fuse](#) manufacturer:

Other Similar products are found below :

[5SM901-S12](#) [5SM9-S12N195](#) [602EN532](#) [602EN535-RB](#) [602HE5-RB1](#) [604HE162](#) [604HE223-6B](#) [624HE17-RB](#) [6HM82](#) [6HM89](#) [6SE1](#)
[6SX1-H58](#) [70500216](#) [70599106](#) [MBD5B1](#) [MBH2731](#) [73-316-0012](#) [EXD-AR20](#) [79211923](#) [79218589](#) [7AS12](#)
[MIL30126AB6BBMD4A12XAU](#) [ML-1155](#) [ML-1376](#) [831010C3.0](#) [831090C2.EL](#) [83131904](#) [84212012](#) [8AS239](#) [8HM73-3](#) [8SX26-H33](#)
[914CE1-6G](#) [PL-100](#) [11SM1077-H4](#) [11SM1077-H58](#) [11SM1-TN107](#) [11SM405](#) [11SM8423-H2](#) [11SX37-T](#) [11SX48-H58](#) [11SM2442-T](#)
[11SM76-T](#) [11SM77-H58](#) [11SM77-T](#) [11SM863-T](#) [11SM866](#) [A7CN-1M-1-LEFT](#) [A831700C7.0](#) [121EN188-R](#) [1245.0120](#)