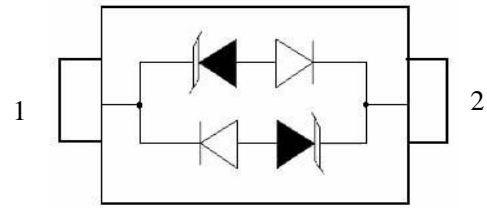


Transient Voltage Suppressor

Features

- IEC 61000-4-2(ESD) $\pm 25\text{KV}$ (air), $\pm 25\text{KV}$ (contact)
- 150Watts peak pulse power ($t_p=8/20\mu\text{S}$)
- Ultra low capacitance: 1.5pF maximum
- Low clamping voltage
- Moisture sensitivity level: Level 1
- Weight 5.0 mg
- Small package: SOD323

Exterior




SOD323

Application information

- xDSL

Agency Approvals

Icon	Description
RoHS	Compliance with 2011/65/EU
HF	Compliance with IEC61249-2-21:2003
	Mean lead free

Part Number and Electrical Parameter

Part Number	$I_{\text{DRM}}@V_{\text{DRM}}$		$V_{\text{BR}}^{\text{①}}@I_{\text{R}}$		$V_{\text{c}}@I_{\text{pp}}^{\text{②}}$		$V_{\text{c}}@I_{\text{pp}}^{\text{②}}$		$C_{\text{o}}^{\text{③}}$
	μA	V	V	mA	V	A	V	A	pF
	MAX		MIN		MAX		MAX		MAX
BV12C	1	12	13.3	1	19	1	28.6	6	1.5

Absolute maximum ratings measured at $T = 25^{\circ}\text{C}$ RH = 45%-75% (unless otherwise noted).

① V_{BR} is measured at $I_{\text{R}}=1\text{mA}$

② Surge Waveform: 8/20 μS .

③ Off-state capacitance is measured in $V_{\text{DC}}=0\text{V}, V_{\text{RMS}}=1\text{V}, f=1\text{MHz}$

Part Numbering System

BV 12 C
(1) (2) (3)

(1) Bencent Transient Voltage Suppressor

(2) Series: 12 etc.

(3) Bidirectional TVS

Mark



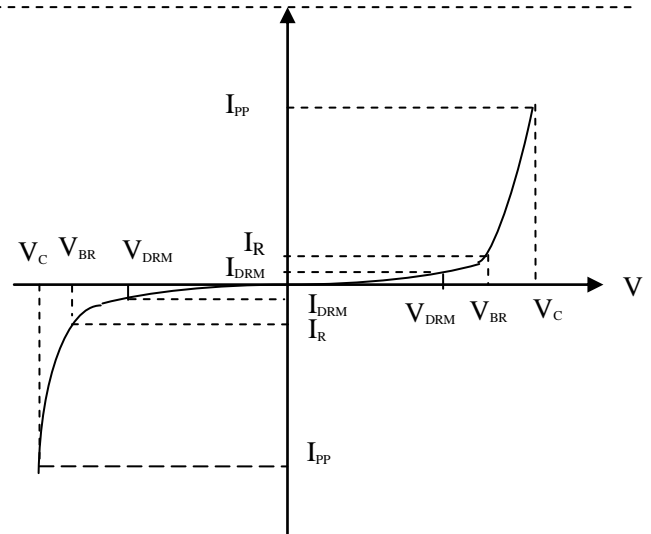
DC: Part Number

Transient Voltage Suppressor

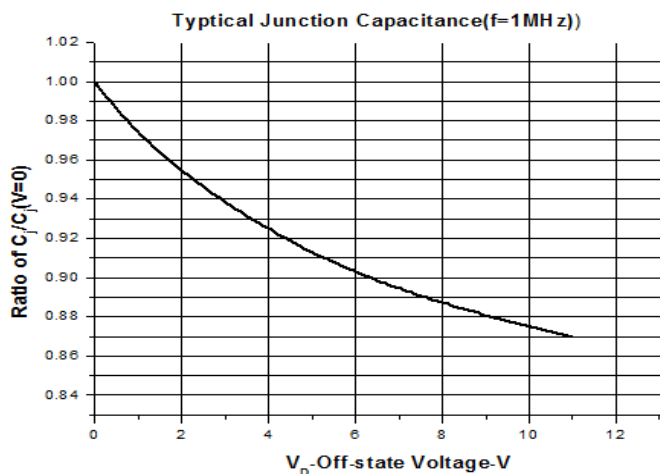
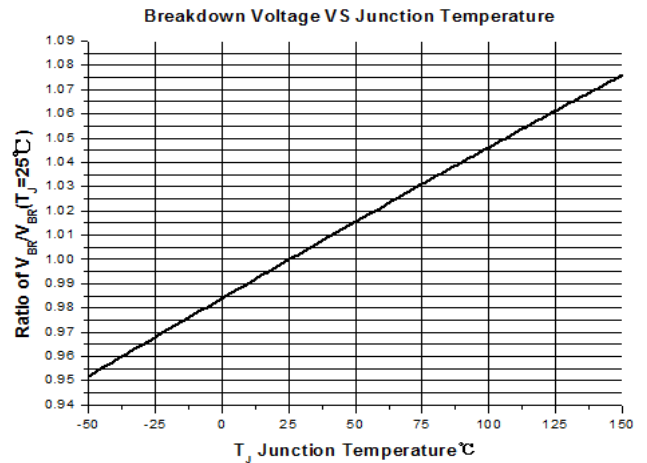
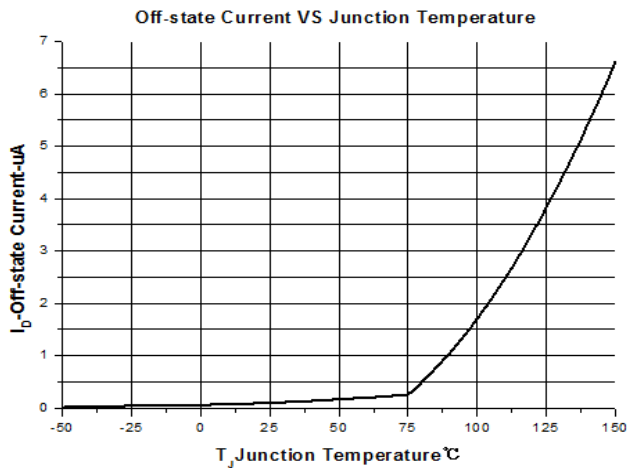
Version: A1 2016-06-23

V-I Curve

Parameters	Definition
V_C	Clamping voltage
I_{PP}	Surge waveform 8/20 μ s
V_{DRM}	Stand-off Voltage
V_{BR}	Breakdown Voltage
I_{DRM}	Reverse Leakage Current
I_R	Test current
P_{PP}	Peak Pulse Power Dissipation



Typical Characteristics



Thermal Considerations

symbol	Parameter	Value	Unit
T_j	Operating Junction Temperature Range	-55 to +150	°C
T_s	Storage Temperature Range	-55 to +150	°C

Transient Voltage Suppressor

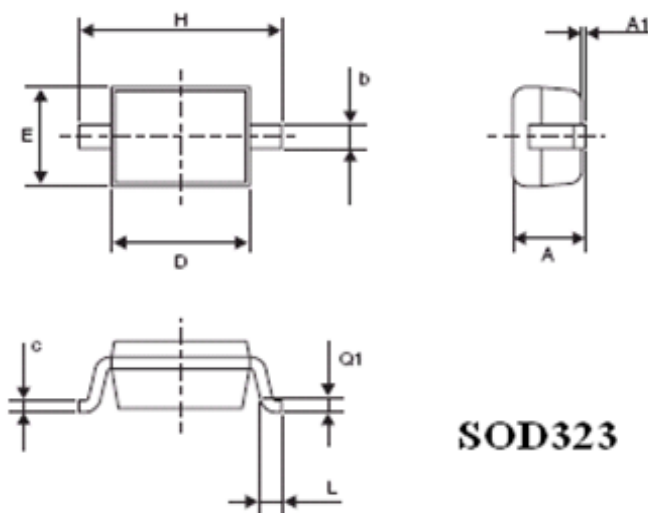
Version: A1 2016-06-23

Environmental Characteristics

Testing items	Technical standards
High temperature Reverse Bias Test	Temperature: $150 \pm 3^\circ\text{C}$ Bias= $80\%V_{\text{DRM}}$ Time:168H
High Temperature Life Test	Temperature: 150°C Time:168H
High-low Temperature Cycle test	Temperature: From -40°C to 125°C Dwell time : 30min,10cycles
High Temperature & High Humidity Test	Temperature: 85°C Humidity:85% Time:168H
Pressure cooker Test	Temperature: 121°C , 2atm. Humidity:100% Time:24H
Resistance of soldering heat	Temperature: $260 \pm 5^\circ\text{C}$ Time of dip soldering: 10s, 3times

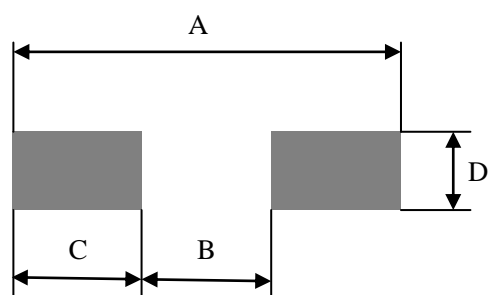
Note: The above testing items can be specified by customer's special request

Product Dimensions



REF	mm	inch
A	1.17	0.046
A1	0.1	0.004
b	0.34 ± 0.10	0.013 ± 0.0039
c	0.17 ± 0.08	0.007 ± 0.0032
D	1.66 ± 0.14	0.065 ± 0.0055
E	1.28 ± 0.17	0.050 ± 0.0066
H	2.5 ± 0.2	0.098 ± 0.0079
L	0.28 ± 0.18	0.011 ± 0.0071
Q1	0.25 ± 0.15	0.010 ± 0.0059

Recommended Soldering Pad



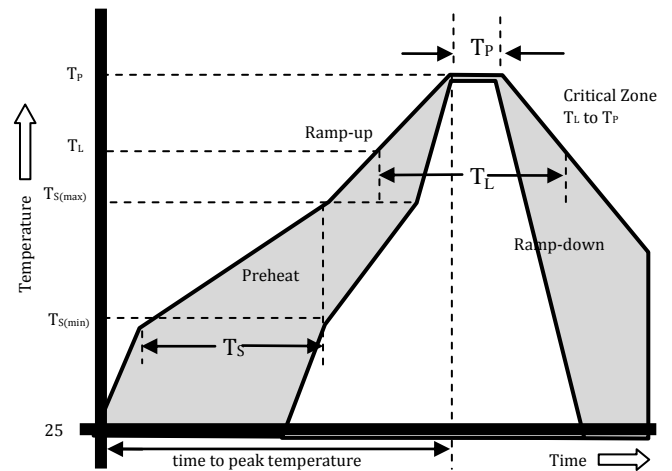
REF	mm	inch
A	3.20	0.126
B	1.08	0.043
C	1.06	0.042
D	0.54	0.021

Transient Voltage Suppressor

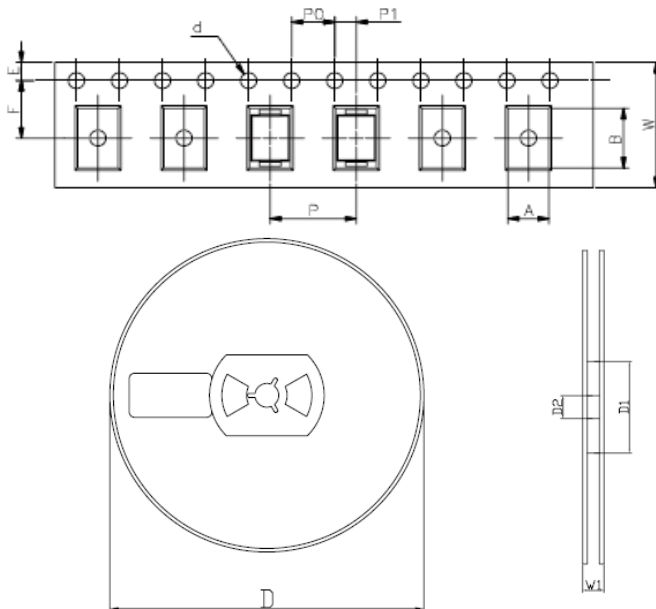
Version: A1 2016-06-23

Reflow Profile

Reflow Condition		Pb-Free assembly
Pre Heat	Temperature Min	150°C
	Temperature Max	200°C
	Time (min to max)	60 - 180 secs
Average ramp up rate (Liquid) T _{amp} (T _L) to peak		3°C/s max
T _s (max) to T _L - Ramp-up Rate		3°C/s max
Reflow	- Temperature (T _L) (Liquid)	217°C
	- Temperature (T _L)	60 - 150 secs
Peak Temperature (T _P)		260±0/-5 °C
Time within 5°C of actual peak Temperature (T _P)		30 secs
Ramp-down Rate		6°C/s max
Time 25°C to peak Temperature (T _P)		8 mins max.
Do not exceed		260°C



Package Reel Information



REF	mm	inch
A	1.46±0.1	0.057±0.004
B	2.9±0.1	0.114±0.004
d	1.25±0.1	0.049±0.004
D	178±1.0	7.01±0.039
D1	55±3	2.165±0.118
D2	13±0.5	0.512±0.020
E	1.75±0.1	0.069±0.004
F	3.5±0.2	0.138±0.008
P	4.0±0.2	0.158±0.008
P0	4.0±0.2	0.158±0.008
P1	2.0±0.2	0.079±0.008
W	8.0±0.2	0.315±0.008
W1	14.4±0.5	0.567±0.020

OUTLINE	REEL (PCS)	PER CARTON (PCS)	REEL DIAMETERS (mm)	CARTON SIZE(mm)		
				L	W	H
TAPING	3,000	90,000	177	360	370	220

X-ON Electronics

Largest Supplier of Electrical and Electronic Components

Click to view similar products for [ESD Suppressors / TVS Diodes](#) category:

Click to view products by [Bencent](#) manufacturer:

Other Similar products are found below :

[NTE4902](#) [P4SMAJ15A](#) [P4SMAJ26A](#) [SMAJ400CA-TP](#) [TGL34-47CA](#) [ESDAULC45-1BF4](#) [SM1605E3/TR13](#) [SMF20A-TP](#) [P4SMAJ12A](#)
[CPDUR24V-HF](#) [CPDQC5V0USP-HF](#) [CPDQC5V0-HF](#) [MPLAD30KP45CAE3](#) [MMBZ27VCLQ-7-F](#) [MMAD1108/TR13](#) [MPLAD30KP24A](#)
[ACPDQC5V0R-HF](#) [DFLT170A-7](#) [NTE4900](#) [NTE4926](#) [NTE4938](#) [SMF22A-TP](#) [SMF12A-TP](#) [SLVU2.8-TP](#) [SMLJ6.5CA-TP](#) [SMAJ6.5CA-](#)
[TP](#) [MMAD1108E3/TR13](#) [D5V0M1U2LP3-7](#) [SMAJ400A-TP](#) [AOZ8811DT-03](#) [AOZ8831DI-05](#) [AOZ8831DT-03](#) [SMAJ188CA](#) [3SMC33CA](#)
[BK](#) [CPDQC3V3C-HF](#) [CPDQC12VE-HF](#) [MPLAD30KP170CA](#) [82357120100](#) [5.0SMLJ15CA-TP](#) [5KP18A-TP](#) [P6KE8.2A-TP](#)
[MPLAD30KP43CAE3](#) [SMAJ43A-TP](#) [D5V0F6U8LP33-7](#) [TVS5501V10MUT5G](#) [5.0SMLJ24CA-TP](#) [SMAJ110CA-TP](#) [MPLAD15KP75CAE3](#)
[MMAD1103e3/TR13](#) [DFLT40AQ-7](#)