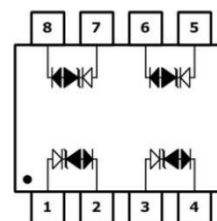


Transient Voltage Suppressor

Features

- Low reverse current
- Low Junction capacitance
- IEC 61000-4-2(ESD)±30KV(air), ±30KV(contact)
- 450 Watts peak pulse power (tp=8/20μ S)
- Moisture sensitivity level: Level 1


Exterior



Application Information

- Ethernet Secondary Side

Agency Approvals

Icon	Description
RoHS	Compliance with 2011/65/EU
HF	Compliance with IEC61249-2-21:2003
	Mean lead free

Part Number and Electrical Parameter

Part Number	$I_{DRM}@V_{DRM}$		$V_{BR}^{①}@I_R$		$V_c@I_{pp}^{②}$		$V_c@I_{pp}^{②}$		$C_o^{③}$
	μA	V	V	mA	V	A	V	A	pF
	MAX		MIN		MAX		MAX		MAX
BV-SLVU2.8-4	0.1	2.8	3.5	1	5.8	1	18	24	3

Absolute maximum ratings measured at T= 25°C RH = 45%-75% (unless otherwise noted).

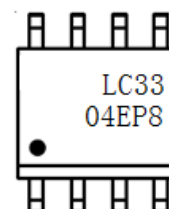
- ① V_{BR} is measured at $I_R=1mA$, Pin1to2, Pin3to4, Pin5to6, Pin7to8;
- ② Surge Waveform: 8/20μ S, Pin1to2, Pin3to4, Pin5to6, Pin7to8;
- ③ Off-state capacitance is measured in $V_{DC}=0V$, $V_{RMS}=1V$, $f=1MHz$, Pin1to2, Pin3to4, Pin5to6, Pin7to8;

Part Numbering System

BV-SLVU 2.8 -4
(1) (2) (3)

- (1) Bencent TVS SLVU series
- (2) $V_{DRM}=2.8V$
- (3) 4 lines protect

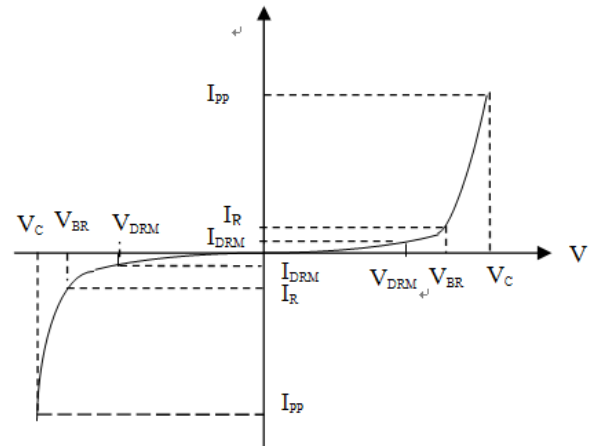
Mark



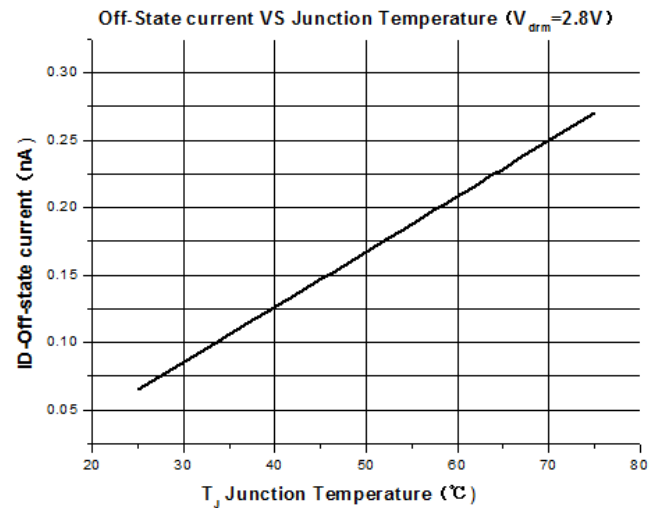
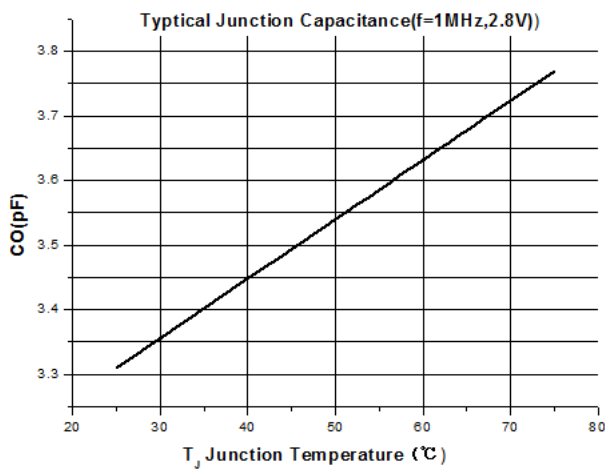
Part Number

Transient Voltage Suppressor
V-I Curve

Parameters	Definition
V_C	Clamping voltage
I_{PP}	Surge waveform 8/20 μ s
V_{DRM}	Stand-off Voltage
V_{BR}	Breakdown Voltage
I_{DRM}	Reverse Leakage Current
I_R	Test current for V_{BR}
P_{pp}	Peak Pulse Power Dissipation



Pin 1&8 to 2&7; Pin 3&6 to 4&5

Typical Characteristics

Thermal Considerations

symbol	Parameter	Value	Unit
T_J	Operating Junction Temperature Range	-55 to +150	°C
T_S	Storage Temperature Range	-55 to +150	°C

Transient Voltage Suppressor

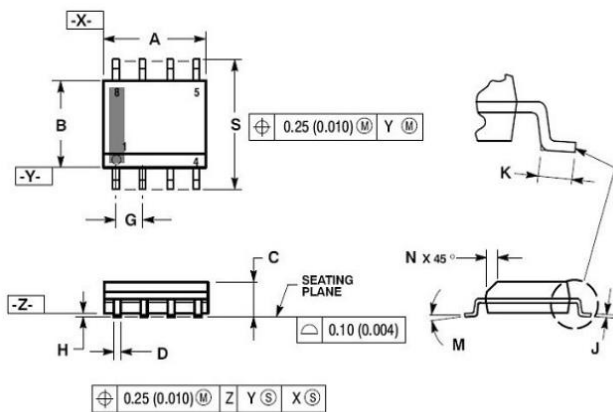
Version: A1 2018-01-26

Environmental Characteristics

Testing items	Technical standards
High temperature Reverse Bias Test	Temperature: $150 \pm 3^\circ\text{C}$ Bias= $80\%V_{\text{DRM}}$ Time: 168H
High Temperature Life Test	Temperature: 150°C Time: 168H
High-low Temperature Cycle test	Temperature: From -40°C to 125°C Dwell time: 30min, 10~100cycles
High Temperature & High Humidity Test	Temperature: 85°C Humidity: 85% Time: 168H
Pressure cooker Test	Temperature: 121°C , 2atm. Humidity: 100% Time: 24H
Resistance of soldering heat	Temperature: $260 \pm 5^\circ\text{C}$ Time of dip soldering: 10s, 3times

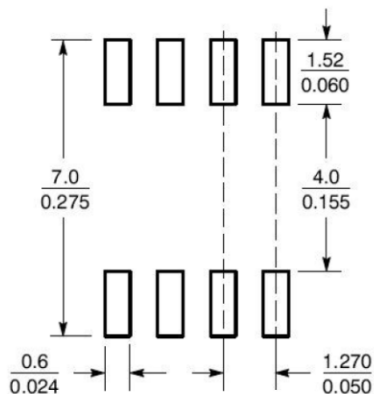
Note: The above testing items can be specified by customer's special request

Product Dimensions



DIM	MILLIMETERS		INCHES	
	MIN	MAX	MIN	MAX
A	4.90	5.20	0.193	0.205
B	3.80	4.00	0.150	0.157
C	1.35	1.75	0.053	0.069
D	0.33	0.51	0.013	0.020
G	1.27BSC		0.05BSC	
H	0.10	0.25	0.004	0.010
J	0.19	0.25	0.007	0.010
K	0.40	1.27	0.015	0.050
M	0°	8°	0°	8°
N	0.25	0.50	0.010	0.020
S	5.80	6.20	0.228	0.244

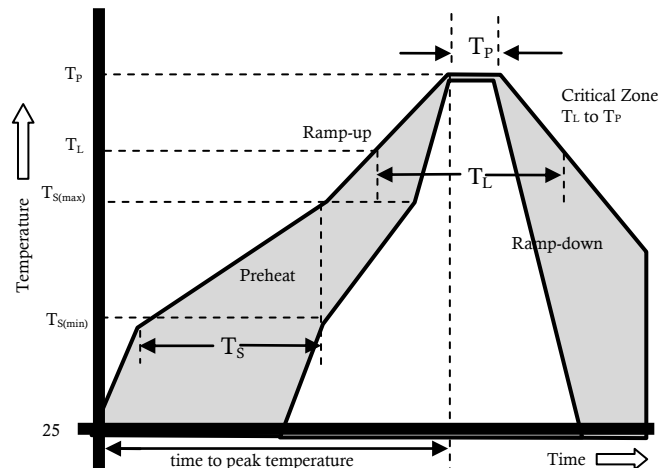
Recommended Soldering Pad



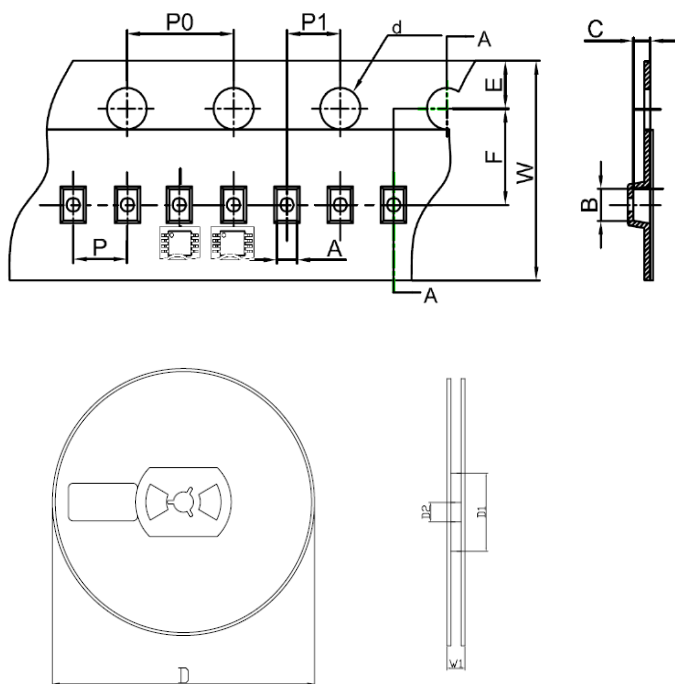
Transient Voltage Suppressor

Reflow Profile

Reflow Condition		Pb-Free assembly
Pre Heat	Temperature Min	150°C
	Temperature Max	200°C
	Time (min to max)	60 – 180 sec
Average ramp up rate (Liquid) T _{amp} (T _L) to peak		3°C/s max
T _S (max) to T _L - Ramp-up Rate		3°C/s max
Reflow	- Temperature (T _L) (Liquid)	217°C
	- Temperature (T _L)	60 – 150 sec
Peak Temperature (T _P)		260±0/-5 °C
Time within 5°C of actual peak Temperature (T _P)		25secs
Ramp-down Rate		6°C/s max
Time 25°C to peak Temperature (T _P)		8 min Max.
Do not exceed		260°C



Package Reel Information



REF	mm	inch
A	6.70 ± 0.25	0.2638 ± 0.0098
B	5.20 ± 0.25	0.2047 ± 0.0098
d	1.55 ± 0.10	0.0610 ± 0.0039
D	330.00 TYP	13.00TYP
D1	55 ± 3	2.165 ± 0.118
D2	13 ± 0.5	0.512 ± 0.020
E	1.75 ± 0.10	0.0689 ± 0.0039
F	5.50 ± 0.20	0.2165 ± 0.0079
P	8 ± 0.1	0.315 ± 0.004
P0	4.0 ± 0.1	0.158 ± 0.008
P1	2.0 ± 0.1	0.079 ± 0.004
W	12.00 ± 0.20	0.4724 ± 0.0079
W1	14.4 ± 0.5	0.567 ± 0.020

OUTLINE	REEL (PCS)	PER CARTON (PCS)	REEL DIAMETERS (mm)	CARTON SIZE(mm)		
				L	W	H
TAPING	2500	20000	330	360	370	220

X-ON Electronics

Largest Supplier of Electrical and Electronic Components

Click to view similar products for [ESD Suppressors / TVS Diodes](#) category:

Click to view products by [Bencent](#) manufacturer:

Other Similar products are found below :

[NTE4902](#) [P4SMAJ15A](#) [P4SMAJ26A](#) [SMAJ400CA-TP](#) [TGL34-47CA](#) [ESDAULC45-1BF4](#) [SM1605E3/TR13](#) [SMF20A-TP](#) [P4SMAJ12A](#)
[CPDUR24V-HF](#) [CPDQC5V0USP-HF](#) [CPDQC5V0-HF](#) [MPLAD30KP45CAE3](#) [MMBZ27VCLQ-7-F](#) [MMAD1108/TR13](#) [MPLAD30KP24A](#)
[ACPDQC5V0R-HF](#) [DFLT170A-7](#) [NTE4900](#) [NTE4926](#) [NTE4938](#) [SMF22A-TP](#) [SMF12A-TP](#) [SLVU2.8-TP](#) [SMLJ6.5CA-TP](#) [SMAJ6.5CA-](#)
[TP](#) [MMAD1108E3/TR13](#) [D5V0M1U2LP3-7](#) [SMAJ400A-TP](#) [AOZ8811DT-03](#) [AOZ8831DI-05](#) [AOZ8831DT-03](#) [SMAJ188CA](#) [3SMC33CA](#)
[BK](#) [CPDQC3V3C-HF](#) [CPDQC12VE-HF](#) [MPLAD30KP170CA](#) [82357120100](#) [5.0SMLJ15CA-TP](#) [5KP18A-TP](#) [P6KE8.2A-TP](#)
[MPLAD30KP43CAE3](#) [SMAJ43A-TP](#) [D5V0F6U8LP33-7](#) [TVS5501V10MUT5G](#) [5.0SMLJ24CA-TP](#) [SMAJ110CA-TP](#) [MPLAD15KP75CAE3](#)
[MMAD1103e3/TR13](#) [DFLT40AQ-7](#)