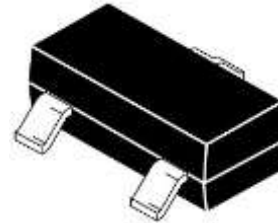


Transient Voltage Suppressor

Features

- IEC61000-4-2(ESD) \pm 30KV(air), \pm 30KV(contact)
- IEC61000-4-5(Lightning) 10A (8/20 μ S)
- IEC61000-4-4(EFT) 40A (5/50nS)
- 380 Watts peak pulse power per Line (tp=8/20 μ S)
- Protects two Bi-directional I/O lines
- Low clamping voltage
- Weight 8 mg (Approximate)
- Moisture sensitivity level: Level 1
- AEC-Q101 qualified

Exterior

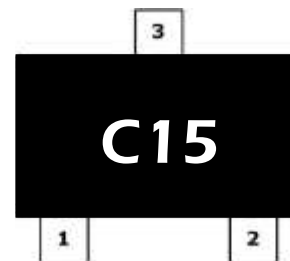


SOT-23


Application Information

- DC power

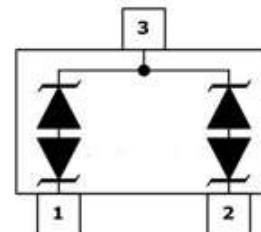
Package (top view)



Agency Approvals

Icon	Description
RoHS	Compliance with 2011/65/EU
HF	Compliance with IEC61249-2-21:2003
	Mean lead free

Schematic



Part Number and Electrical Parameter

Part Number	$I_{DRM}@V_{DRM}$		$V_{BR}^{①}@I_R$		$V_C@I_{pp}^{②}$		$V_C@I_{pp}^{②}$		$C_o^{③}$
	μA	V	V	mA	V	A	V	A	pF
	MAX		MIN		MAX		MAX		MAX
BV-T315Z2CBQ	1.0	15.0	16.7	1.0	24.0	1.0	38.0	10.0	68.0

Absolute maximum ratings measured at $T_A=25^{\circ}C$ RH = 45%-75% (unless otherwise noted).

- ① V_{BR} is measured at $I_R=1mA$, Pin 3 to 1,2
- ② Surge Waveform: 8/20 μ S, Pin 3 to 1,2
- ③ Off-state capacitance is measured in $V_{DC}=0V, V_{RMS}=1V, f=1MHz$.

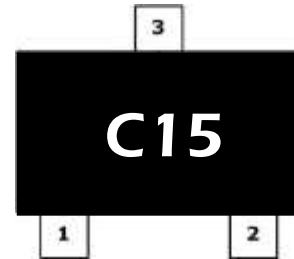
Transient Voltage Suppressor

Part Numbering System

BV T3 15 Z 2 C B Q
(1) (2) (3) (4) (5) (6) (7) (8)

- (1) Bencent Transient Voltage Suppressor
- (2) Package: SOT23
- (3) Stand-off Voltage: 15V
- (4) Normal Capacitance
- (5) 2 Lines protection
- (6) Bidirectional
- (7) Bencent internal code
- (8) AEC-Q101 qualified

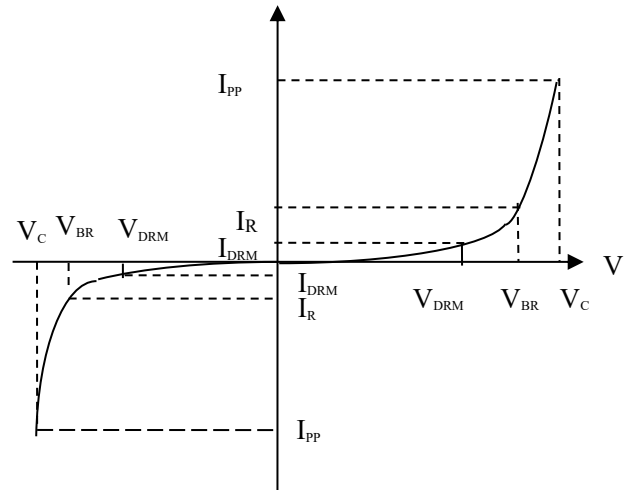
Mark



C15: Part Number

V-I Curve

Parameters	Definition
V_C	Clamping voltage
I_{PP}	Surge waveform 8/20 μ s
V_{DRM}	Stand-off Voltage
V_{BR}	Breakdown Voltage
I_{DRM}	Reverse Leakage Current
I_R	Test current
P_{pp}	Peak Pulse Power Dissipation



Thermal Considerations

symbol	Parameter	Value	Unit
T_J	Operating Junction Temperature Range	-55 to +150	$^{\circ}C$
T_S	Storage Temperature Range	-55 to +150	$^{\circ}C$

Typical Characteristics

Figure 1. Power Detating

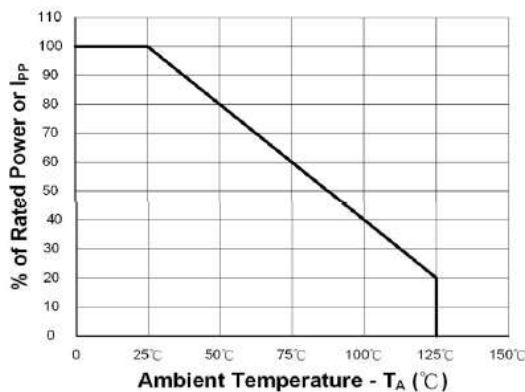
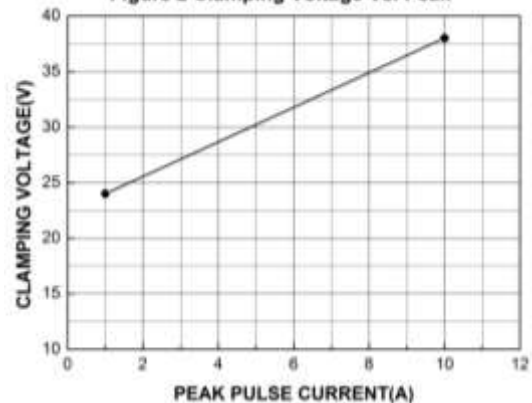


Figure 2 Clamping Voltage Vs. Peak



Transient Voltage Suppressor

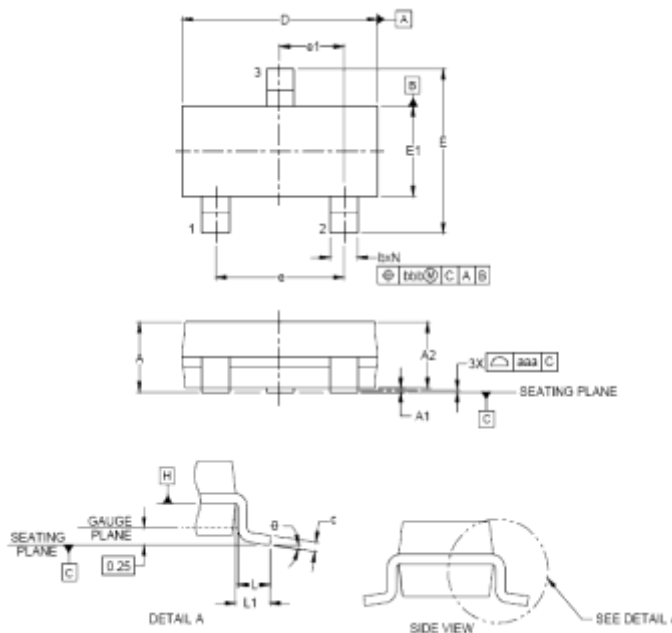
Version: A2 2022-04-18

Environmental Characteristics

Testing items	Technical standards
High temperature Reverse Bias Test	Temperature: $150 \pm 3^\circ\text{C}$ Bias= $80\%V_{\text{DRM}}$ Time:1000H
High Temperature Life Test	Temperature: 150°C Time:1000H
High-low Temperature Cycle test	Temperature: From -55°C to 150°C Dwell time : 30min,1000cycles
High Temperature &High Humidity Test	Temperature: 85°C Humidity:85% Time:1000H
Pressure cooker Test	Temperature: 121°C , 2atm. Humidity:100% Time:96H
Resistance of soldering heat	Reflow: peak Temperature: $260 \pm 5^\circ\text{C}$ Time: 10s

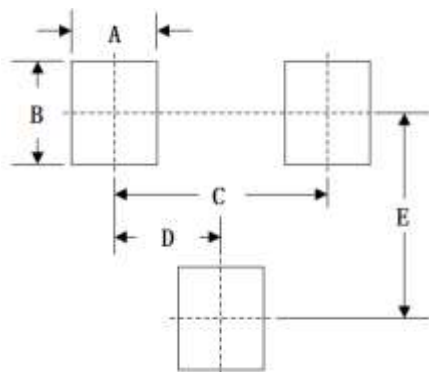
Note: The above testing items can be specified by customer's special request

Product Dimensions



REF	mm	inch
A	0.9~1.12	0.035~0.044
A1	0.1 max	0.004 max
A2	0.88~1.02	0.035~0.040
b	0.3~0.5	0.012~0.02
c	0.08~0.18	0.003~0.007
D	2.8~3.0	0.11~0.118
E	2.25~2.55	0.089~0.1
E1	1.2~1.4	0.047~0.055
L	0.3~0.5	0.012~0.02
L1	0.5~0.6	0.02~0.024
e	1.9	0.075
e1	0.95	0.037
θ	8 degree(Max)	

Recommended Soldering Pad

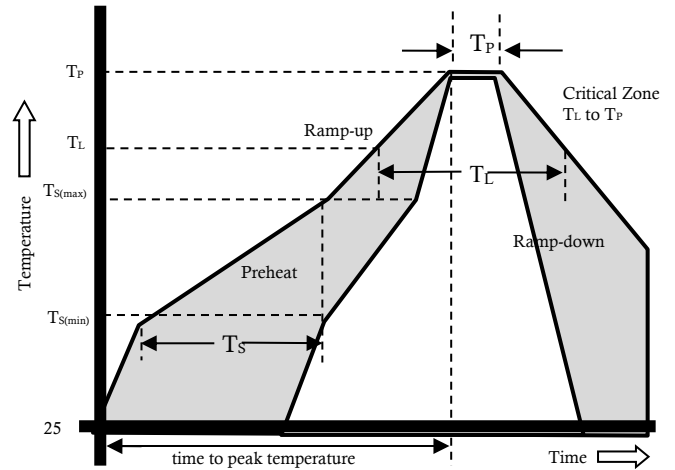


REF	mm	inch
A	0.8	0.031
B	0.9	1.535
C	1.9	0.075
D	0.95	0.037
E	1.8	0.071

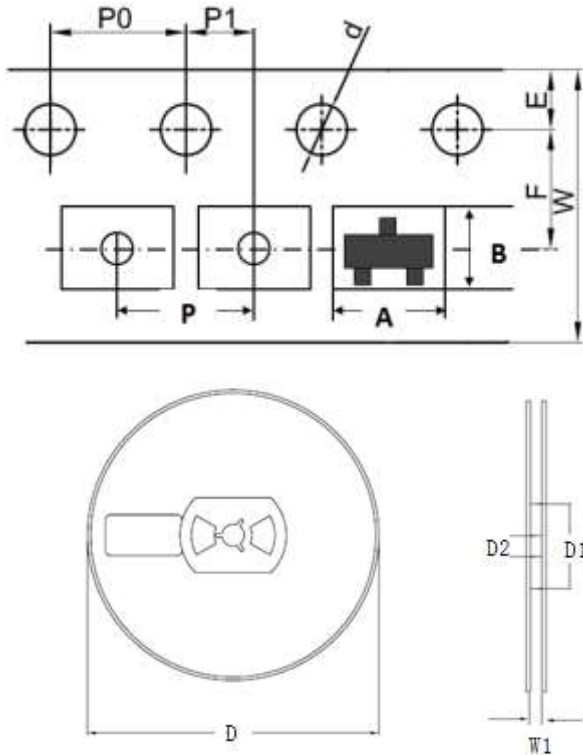
Transient Voltage Suppressor

Reflow Profile

Reflow Condition		Pb-Free assembly
Pre Heat	Temperature Min	150°C
	Temperature Max	200°C
	Time (min to max)	60 – 180 secs
Average ramp up rate (Liquid)		3°C/s max
Tamp (T _L) to peel		3°C/s max
T _S (max) to T _L - Ramp-up Rate		3°C/s max
Reflow	- Temperature (T _L) (Liquid)	217°C
	- Temperature (T _L)	60 – 150 secs
Peak Temperature (T _P)		260±0/-5 °C
Time within 5°C of actual peak Temperature (T _P)		25secs
Ramp-down Rate		6°C/s max
Time 25°C to peak Temperature (T _P)		8 mins Max.
Do not exceed		260°C



Package Reel Information



REF	mm	inch
A	3.10+/-0.2	0.122+/-0.008
B	2.9+/-0.2	0.114+/-0.008
d	1.5+0.1/-0	0.059+0.004/-0
D	178+/-2.0	7.008+/-0.079
D1	55+/-3	2.165+/-0.118
D2	13+/-0.5	0.512+/-0.020
E	1.75+/-0.1	0.069+/-0.004
F	3.5+/-0.2	0.138+/-0.008
P	4.0+/-0.2	0.158+/-0.008
P0	4.0+/-0.2	0.158+/-0.008
P1	2.0+/-0.2	0.079+/-0.008
W	8.0+/-0.2	0.315+/-0.008
W1	8.6+/-0.1	0.339+/-0.004

Outline	Reel (pcs)	Per Carton (pcs)	Reel Diameters (mm)	Carton Size(mm)		
				L	W	H
Taping	3,000	90,000	178	390	370	220

X-ON Electronics

Largest Supplier of Electrical and Electronic Components

Click to view similar products for [ESD Suppressors / TVS Diodes](#) category:

Click to view products by [Bencent](#) manufacturer:

Other Similar products are found below :

[60KS200C](#) [D18V0L1B2LP-7B](#) [D5V0F4U5P5-7](#) [NTE4902](#) [P4KE27CA](#) [P6KE11CA](#) [P6KE8.2A](#) [SA60CA](#) [SA64CA](#) [SMBJ12CATR](#)
[SMBJ33CATR](#) [SMBJ6.5A](#) [SMBJ8.0A](#) [ESD101-B1-02ELS](#) [E6327](#) [ESD112-B1-02EL](#) [E6327](#) [ESD7451N2T5G](#) [19180-510](#) [CPDT-5V0USP-](#)
[HF](#) [3.0SMCJ33CA-F](#) [3.0SMCJ36A-F](#) [HSPC16701B02TP](#) [JANTX1N6126A](#) [D3V3Q1B2DLP3-7](#) [D55V0M1B2WS-7](#) [SCM1293A-04SO](#)
[ESD200-B1-CSP0201](#) [E6327](#) [SM12-7](#) [CEN955](#) [W/DATA](#) [VESD12A1A-HD1-GS08](#) [CPDQC5V0-HF](#) [D1213A-01LP4-7B](#) [ESD101-B1-02EL](#)
[E6327](#) [AOZ8808DI-03](#) [5KP15A](#) [5KP48A](#) [5KP90A](#) [ESD3V3D7-TP](#) [15KPA36A-LF](#) [P4KE56CA](#) [P4KE68A](#) [P4KE91CATR](#) [P6KE120A](#)
[P6KE13CA](#) [P6KE43CA](#) [P6KE6.8CA](#) [P6KE8.2](#) [P6SMBJ20CA](#) [JANTX1N6072A](#) [SR2835ESKG](#) [SA90CA](#)