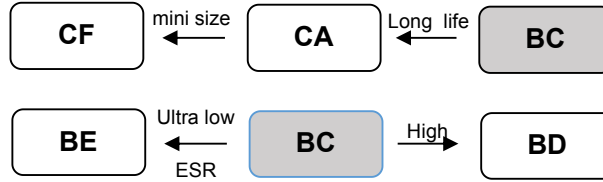


BC Series

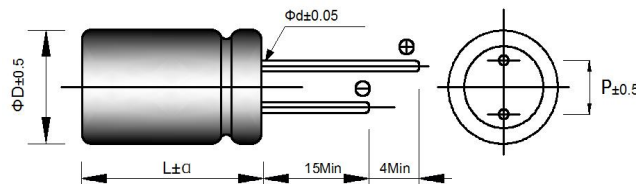
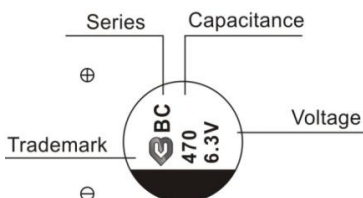
- low impedance, high ripple current
- Load life of 2000 hours at 105°C
- RoHS Compliant



规格表 Specifications

项目 Items	特性参数 Characteristics	
使用温度范围 Category Temperature Range	-55 ~ +105°C	
额定工作电压范围 Rated Voltage Range	2.5 ~ 25V	
静电容量允许偏差 Capacitance tolerance	±20%(M) (at 20°C, 120Hz)	
漏电流 Leakage Current	施加额定工作电压2分钟后读数, 小于或等于规格值 (20°C) I ≤ 0.2CV 或 280μA (取大值) (The bigger) (The bigger) After 2 minutes applied for rated voltage at 20°C, less than or equal to the specified value.	
损耗角正切值 tanδ Dissipation Factor	Rated voltage (V)	2.5~25
	tanδ (Max.)	0.12
温度特性 Low Temperature Characteristics (Max.Impedance Ratio)	Z(-25°C)/Z(+20°C)	≤ 1.25
	Z(-55°C)/Z(+20°C)	≤ 1.25
耐久性 Endurance	105°C施加额定工作电压2000小时, 恢复到20°C后, 产品性能应满足以下要求 The specifications listed below shall be met when the capacitors are restored to 20°C after the rated voltage is applied for 2000 hours at 105°C.	
	Appearance	No significant damage
	Capacitance change	≤ ±20% of the initial value
	D.F.(tanδ)	≤ 150% of the specified value
	ESR	≤ 150% of the specified value
	Leakage current	≤ The specified value
耐湿负荷特性 Damp Heat (Steady State)	在60°C 温度, 湿度90%~95%RH的环境中, 施加额定电压1000小时后, 恢复到20°C后, 产品性能应满足以下要求 The specifications listed below shall be met when the capacitors are restored to 20°C after the rated voltage is applied for 1000 hours at 60°C, 90%~ 95% RH.	
	Appearance	No significant damage
	Capacitance change	≤ ±20% of the initial value
	D.F.(tanδ)	≤ 150% of the specified value
	ESR	≤ 150% of the specified value
	Leakage current	≤ The specified value
浪涌电压特性 (Surge Voltage)	浪涌电压=额定电压* 1.15(V) Surge Voltage=Rated voltage * 1.15(V) 在105°C环境中, 按充电30秒, 放电5分30秒, 连续施加浪涌电压1000次(Rc=1kΩ), 待恢复后测试, 应满足以下要求 The capacitors shall be subjected to 1000 cycles each consisting of charge with the surge voltages specified at 105°C for 30 seconds through a protective resistor (Rc=1kΩ) and discharge for 5 minutes 30 seconds	
	Appearance	No significant damage
	Capacitance change	≤ ±20% of the initial value
	D.F.(tanδ)	≤ 150% of the specified value
	ESR	≤ 150% of the specified value
	Leakage current	≤ The specified value

外形图 Dimensions (mm)



ΦD	5	5.5	6.3	8	10
P	2	2.5	2.5	3.5	5
Φd	0.5	0.5	0.5	0.6	0.6
α	L < 16mm: 1.0				
	L ≥ 16mm: 2.0				

BC Series◆ 尺寸与最大纹波电流一览表 **Standard Ratings**

Rated voltage (V)	Rated capacitance(uF)	Case size ΦD*L(mm)	ESR(mΩ) at 20°C, 100 KHz	Rated ripple current (mA _{rms} /105°C/100kHz)
2.5 (0B)	560	6.3*8	20	2690
	820	6.3*8	18	2690
	820	8*8	12	4100
	1000	8*8	12	5700
4 (0G)	330	5*7	20	2690
	560	6.3*8	18	2690
	820	8*8	14	4100
6.3 (0J)	220	5*6	20	2000
	220	5*7	20	2500
	270	5*7	20	3100
	330	5*7	20	3100
	330	6.3*7	18	3100
	390	5*9	20	2500
	470	5.5*9	20	2500
	470	6.3*8	18	3100
	560	6.3*8	18	3100
	560	8*8	18	4100
	680	6.3*8	16	3100
	680	8*8	16	4100
	820	6.3*9	18	3100
	820	8*8	16	3800
	1000	6.3*11	15	3100
	1000	8*8	15	4100
	1500	8*12	14	4100
	1500	10*12	14	5330
2200	10*12	14	5330	
7.5 (0P)	220	5*7	22	2500
	470	6.3*11	16	3500
	500	5*9	16	3100
	500	6.3*11	16	3500
	680	8*8	16	4100
10 (1A)	150	5*7	22	2000
	220	6.3*8	18	2800
	270	6.3*8	18	3100
	330	6.3*8	16	4100
	470	8*8	16	4100
	680	8*8	15	4100
	820	8*12	14	4100
	1000	8*12	16	4100
	1000	10*12	13	4500
1200	10*12	13	4500	

◆ 纹波电流修正系数 **Rated Ripple Current Coefficient**

频率 Frequency(Hz)	120Hz≤f<1kHz	1kHz≤f<10kHz	10kHz≤f<100kHz	100kHz≤f<500kHz
系数 Coefficient	0.05	0.30	0.70	1.00

BC Series◆ 尺寸与最大纹波电流一览表 **Standard Ratings**

Rated voltage (V)	Rated capacitance(uF)	Case size ΦD*L(mm)	ESR(mΩ) at 20°C, 100 KHz	Rated ripple current (mArms/105°C/100kHz)
16 (1C)	82	5*7	22	1500
	100	6.3*8	18	2500
	150	6.3*8	18	2500
	220	5.5*9	18	2200
	220	6.3*7	16	2900
	220	8*8	15	4100
	270	6.3*8	20	2800
	270	8*8	15	4500
	330	6.3*9	18	3100
	330	8*8	18	3100
	470	5.5*10	20	2700
	470	6.3*9	18	3100
	470	8*8	14	3400
	470	8*12	14	4100
	470	10*12	13	5100
	560	8*12	13	3800
	680	8*12	16	3500
	680	10*12	13	5250
	820	8*12	13	3600
	820	10*12	13	5250
1000	8*12	13	4100	
1000	10*12	13	5250	
20 (1D)	220	6.3*8	35	2200
	330	8*12	25	3100
	470	8*12	25	3500
	680	10*12	25	3800
25 (1E)	22	5*7	50	1300
	33	6.3*8	40	1500
	47	6.3*8	40	2900
	68	6.3*8	40	2900
	100	8*8	40	3100
	150	8*8	35	3100
	220	8*12	15	4420
	220	10*12	15	4560
	330	8*12	18	3000
	330	10*12	15	4850
	470	8*12	20	4100
	680	10*12	15	4100

◆ 纹波电流修正系数 **Rated Ripple Current Coefficient**

频率Frequency(Hz)	120Hz≤f<1kHz	1kHz≤f<10kHz	10kHz≤f<100kHz	100kHz≤f<500kHz
系数 Coefficient	0.05	0.30	0.70	1.00

X-ON Electronics

Largest Supplier of Electrical and Electronic Components

Click to view similar products for [Polymer Capacitors](#) category:

Click to view products by [BERYL](#) manufacturer:

Other Similar products are found below :

[ORZ271M1CCC-08087](#) [SA10JM220A19R45XXX](#) [SA10JM470A19R25XXX](#) [ACAH100S101E40Y](#) [BC6R3M471LC6.3x8L-1A42R5L=10±0.5T](#) [160AR5K101M0609C](#) [160AR5K271M0809G13](#) [160ARCP331M06X8PZ](#) [160ARCP331M06X8PZP00](#) [160ARCP331M06X8PZT](#) [160ARCP471M06A1PZ](#) [160AREP102M10A2](#) [160AREP221M06X8](#) [160AREP331M05A0PFBT](#) [160AREP331M05A1](#) [160AREP681M08A2](#) [160AVCA101M0506E30](#) [160AVEA221M0608](#) [16SVPG270M](#) [6SEPC470MX+TSS](#) [10SVQP120M](#) [250ARCP221M06A0T](#) [250ARHA471M08A2](#) [250AVHA470M0606](#) [OCV221M0JTR0807](#) [20SEF120M](#) [35SVPK82M](#) [16SVF560M](#) [35SVPK47M](#) [OCV470M1DTR-0807](#) [16SVF270M](#) [16SEF560M](#) [OCV221M0JTR-0607](#) [16SEF1000M](#) [35SVPK330M](#) [RNE0J122MDN1](#) [ORE471M1CBK-1012](#) [350ARCP101M06X8P00](#) [350AVCA470M0606E38](#) [6R3ARCP271M05X7P00](#) [6R3ARCP271M05X7PFBT](#) [6R3ARCP471M06X8PZ](#) [6R3ARCP471M06X8PZP00](#) [6R3ARCP561M06X8PZP00](#) [6R3ARCP681M06X8PZ](#) [6R3AREP102M06A0P00](#) [6R3AREP391M05X8](#) [6R3AREP471M05X8](#) [6R3AREP681M05A1](#) [6R3AVEA561M0608](#)