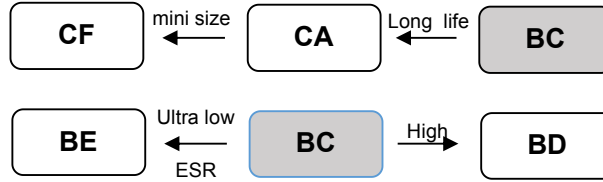


BC Series

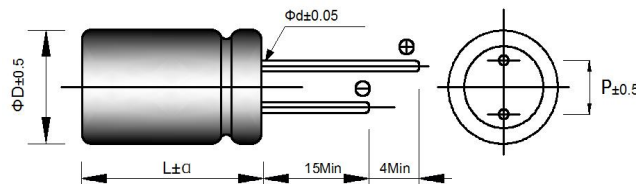
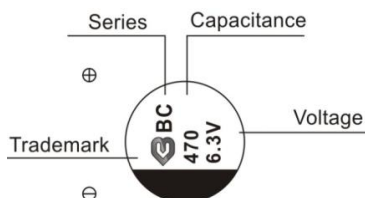
- low impedance, high ripple current
- Load life of 2000 hours at 105°C
- RoHS Compliant



规格表 Specifications

| 项目 Items | 特性参数 Characteristics | |
|--|---|-------------------------------|
| 使用温度范围 Category Temperature Range | -55 ~ +105°C | |
| 额定工作电压范围 Rated Voltage Range | 2.5 ~ 25V | |
| 静电容量允许偏差 Capacitance tolerance | ±20%(M) (at 20°C, 120Hz) | |
| 漏电流 Leakage Current | 施加额定工作电压2分钟后读数, 小于或等于规格值 (20°C) I ≤ 0.2CV 或 280μA (取大值) (The bigger) (The bigger) After 2 minutes applied for rated voltage at 20°C, less than or equal to the specified value. | |
| 损耗角正切值 tanδ Dissipation Factor | Rated voltage (V) | 2.5~25 |
| | tanδ (Max.) | 0.12 |
| 温度特性 Low Temperature Characteristics (Max.Impedance Ratio) | Z(-25°C)/Z(+20°C) | ≤ 1.25 |
| | Z(-55°C)/Z(+20°C) | ≤ 1.25 |
| 耐久性 Endurance | 105°C施加额定工作电压2000小时, 恢复到20°C后, 产品性能应满足以下要求 The specifications listed below shall be met when the capacitors are restored to 20°C after the rated voltage is applied for 2000 hours at 105°C. | |
| | Appearance | No significant damage |
| | Capacitance change | ≤ ±20% of the initial value |
| | D.F.(tanδ) | ≤ 150% of the specified value |
| | ESR | ≤ 150% of the specified value |
| | Leakage current | ≤ The specified value |
| 耐湿负荷特性 Damp Heat (Steady State) | 在60°C 温度, 湿度90%~95%RH的环境中, 施加额定电压1000小时后, 恢复到20°C后, 产品性能应满足以下要求 The specifications listed below shall be met when the capacitors are restored to 20°C after the rated voltage is applied for 1000 hours at 60°C, 90%~ 95% RH. | |
| | Appearance | No significant damage |
| | Capacitance change | ≤ ±20% of the initial value |
| | D.F.(tanδ) | ≤ 150% of the specified value |
| | ESR | ≤ 150% of the specified value |
| | Leakage current | ≤ The specified value |
| 浪涌电压特性 (Surge Voltage) | 浪涌电压=额定电压* 1.15(V) Surge Voltage=Rated voltage * 1.15(V) 在105°C环境中, 按充电30秒, 放电5分30秒, 连续施加浪涌电压1000次(Rc=1kΩ), 待恢复后测试, 应满足以下要求 The capacitors shall be subjected to 1000 cycles each consisting of charge with the surge voltages specified at 105°C for 30 seconds through a protective resistor (Rc=1kΩ) and discharge for 5 minutes 30 seconds | |
| | Appearance | No significant damage |
| | Capacitance change | ≤ ±20% of the initial value |
| | D.F.(tanδ) | ≤ 150% of the specified value |
| | ESR | ≤ 150% of the specified value |
| | Leakage current | ≤ The specified value |

外形图 Dimensions (mm)



| | | | | | |
|----|---------------|-----|-----|-----|-----|
| ΦD | 5 | 5.5 | 6.3 | 8 | 10 |
| P | 2 | 2.5 | 2.5 | 3.5 | 5 |
| Φd | 0.5 | 0.5 | 0.5 | 0.6 | 0.6 |
| α | L < 16mm: 1.0 | | | | |
| | L ≥ 16mm: 2.0 | | | | |

BC Series◆ 尺寸与最大纹波电流一览表 **Standard Ratings**

| Rated voltage (V) | Rated capacitance(μ F) | Case size Φ D*L(mm) | ESR($m\Omega$) at 20°C, 100 KHz | Rated ripple current (mA _{rms} /105°C/100kHz) |
|-------------------|-----------------------------|-----------------------------|--------------------------------------|---|
| 2.5 (0B) | 560 | 6.3*8 | 20 | 2690 |
| | 820 | 6.3*8 | 18 | 2690 |
| | 820 | 8*8 | 12 | 4100 |
| | 1000 | 8*8 | 12 | 5700 |
| 4 (0G) | 330 | 5*7 | 20 | 2690 |
| | 560 | 6.3*8 | 18 | 2690 |
| | 820 | 8*8 | 14 | 4100 |
| 6.3 (0J) | 220 | 5*6 | 20 | 2000 |
| | 220 | 5*7 | 20 | 2500 |
| | 270 | 5*7 | 20 | 3100 |
| | 330 | 5*7 | 20 | 3100 |
| | 330 | 6.3*7 | 18 | 3100 |
| | 390 | 5*9 | 20 | 2500 |
| | 470 | 5.5*9 | 20 | 2500 |
| | 470 | 6.3*8 | 18 | 3100 |
| | 560 | 6.3*8 | 18 | 3100 |
| | 560 | 8*8 | 18 | 4100 |
| | 680 | 6.3*8 | 16 | 3100 |
| | 680 | 8*8 | 16 | 4100 |
| | 820 | 6.3*9 | 18 | 3100 |
| | 820 | 8*8 | 16 | 3800 |
| | 1000 | 6.3*11 | 15 | 3100 |
| | 1000 | 8*8 | 15 | 4100 |
| | 1500 | 8*12 | 14 | 4100 |
| | 1500 | 10*12 | 14 | 5330 |
| 2200 | 10*12 | 14 | 5330 | |
| 7.5 (0P) | 220 | 5*7 | 22 | 2500 |
| | 470 | 6.3*11 | 16 | 3500 |
| | 500 | 5*9 | 16 | 3100 |
| | 500 | 6.3*11 | 16 | 3500 |
| | 680 | 8*8 | 16 | 4100 |
| 10 (1A) | 150 | 5*7 | 22 | 2000 |
| | 220 | 6.3*8 | 18 | 2800 |
| | 270 | 6.3*8 | 18 | 3100 |
| | 330 | 6.3*8 | 16 | 4100 |
| | 470 | 8*8 | 16 | 4100 |
| | 680 | 8*8 | 15 | 4100 |
| | 820 | 8*12 | 14 | 4100 |
| | 1000 | 8*12 | 16 | 4100 |
| | 1000 | 10*12 | 13 | 4500 |
| 1200 | 10*12 | 13 | 4500 | |

◆ 纹波电流修正系数 **Rated Ripple Current Coefficient**

| 频率 Frequency(Hz) | 120Hz \leq f<1kHz | 1kHz \leq f<10kHz | 10kHz \leq f<100kHz | 100kHz \leq f<500kHz |
|------------------|---------------------|---------------------|-----------------------|------------------------|
| 系数 Coefficient | 0.05 | 0.30 | 0.70 | 1.00 |

BC Series◆ 尺寸与最大纹波电流一览表 **Standard Ratings**

| Rated voltage (V) | Rated capacitance(uF) | Case size ΦD*L(mm) | ESR(mΩ) at 20°C, 100 KHz | Rated ripple current (mArms/105°C/100kHz) |
|-------------------|-----------------------|-----------------------|-----------------------------|--|
| 16 (1C) | 82 | 5*7 | 22 | 1500 |
| | 100 | 6.3*8 | 18 | 2500 |
| | 150 | 6.3*8 | 18 | 2500 |
| | 220 | 5.5*9 | 18 | 2200 |
| | 220 | 6.3*7 | 16 | 2900 |
| | 220 | 8*8 | 15 | 4100 |
| | 270 | 6.3*8 | 20 | 2800 |
| | 270 | 8*8 | 15 | 4500 |
| | 330 | 6.3*9 | 18 | 3100 |
| | 330 | 8*8 | 18 | 3100 |
| | 470 | 5.5*10 | 20 | 2700 |
| | 470 | 6.3*9 | 18 | 3100 |
| | 470 | 8*8 | 14 | 3400 |
| | 470 | 8*12 | 14 | 4100 |
| | 470 | 10*12 | 13 | 5100 |
| | 560 | 8*12 | 13 | 3800 |
| | 680 | 8*12 | 16 | 3500 |
| | 680 | 10*12 | 13 | 5250 |
| | 820 | 8*12 | 13 | 3600 |
| | 820 | 10*12 | 13 | 5250 |
| 1000 | 8*12 | 13 | 4100 | |
| 1000 | 10*12 | 13 | 5250 | |
| 20 (1D) | 220 | 6.3*8 | 35 | 2200 |
| | 330 | 8*12 | 25 | 3100 |
| | 470 | 8*12 | 25 | 3500 |
| | 680 | 10*12 | 25 | 3800 |
| 25 (1E) | 22 | 5*7 | 50 | 1300 |
| | 33 | 6.3*8 | 40 | 1500 |
| | 47 | 6.3*8 | 40 | 2900 |
| | 68 | 6.3*8 | 40 | 2900 |
| | 100 | 8*8 | 40 | 3100 |
| | 150 | 8*8 | 35 | 3100 |
| | 220 | 8*12 | 15 | 4420 |
| | 220 | 10*12 | 15 | 4560 |
| | 330 | 8*12 | 18 | 3000 |
| | 330 | 10*12 | 15 | 4850 |
| | 470 | 8*12 | 20 | 4100 |
| | 680 | 10*12 | 15 | 4100 |

◆ 纹波电流修正系数 **Rated Ripple Current Coefficient**

| 频率 Frequency(Hz) | 120Hz≤f<1kHz | 1kHz≤f<10kHz | 10kHz≤f<100kHz | 100kHz≤f<500kHz |
|------------------|--------------|--------------|----------------|-----------------|
| 系数 Coefficient | 0.05 | 0.30 | 0.70 | 1.00 |

X-ON Electronics

Largest Supplier of Electrical and Electronic Components

Click to view similar products for [Aluminium Organic Polymer Capacitors](#) category:

Click to view products by [BERYL](#) manufacturer:

Other Similar products are found below :

[750-1809](#) [SEAU0A0102G](#) [MAL218297003E3](#) [APA0609471M006R](#) [APA0807561M004R](#) [APA0809331M016R](#) [APA0809561M010R](#)
[APA0809821M004R](#) [APA0812102M006R](#) [APA0812122M004R](#) [APA0812471M016R](#) [APA0812561M016R](#) [HHXD630ARA330MJA0G](#)
[HHXD350ARA270MF61G](#) [HHXD350ARA220ME61G](#) [HHXD350ARA101MHA0G](#) [HHXD500ARA101MJA0G](#) [HHXD250ARA101MF80G](#)
[APXJ200ARA151MF61G](#) [HHXE250ARA331MJA0G](#) [RS81C271MDN1CG](#) [PM101M016E058PTR](#) [PM101M025E077PTR](#)
[SPZ1EM221E10P25RAXXX](#) [APSE2R5ETD821MF08S](#) [SPZ1EM681F14O00RAXXX](#) [SPZ1AM102F11000RAXXX](#)
[SPV1VM471G13O00RAXXX](#) [SPV1VM101E08O00RAXXX](#) [SPZ1VM821G18O00RAXXX](#) [SPV1HM331G15O00RAXXX](#)
[SPZ1HM221G12O00RAXXX](#) [SPZ1CM471E11O00RAXXX](#) [SVZ1EM221E09E00RAXXX](#) [PM101M035E077PTR](#) [HV1A227M0605PZ](#)
[HV1C107M0605PZ](#) [HV1C227M0607PZ](#) [HV1H107M0810PZ](#) [149EC920](#) [149EC921](#) [118EC222](#) [118EC229](#) [118EC247](#) [118EC333](#)
[118EC220](#) [118EC221](#) [118EC225](#) [118EC235](#) [118EC227](#)