


126 Chip Fuse



Main Characteristics

Chip fuse; Time-Lag(T)

Standard

UL-248-14

Materials

Substrate: Ceramic
Termination: Silver over-plated with nickel and Tin

Operating Temperature

-55°C to +150°C

Storage Conditions

+10°C to +60°C
Relative humidity: ≤75% yearly average
Without dew, maximum 30 days at 95%

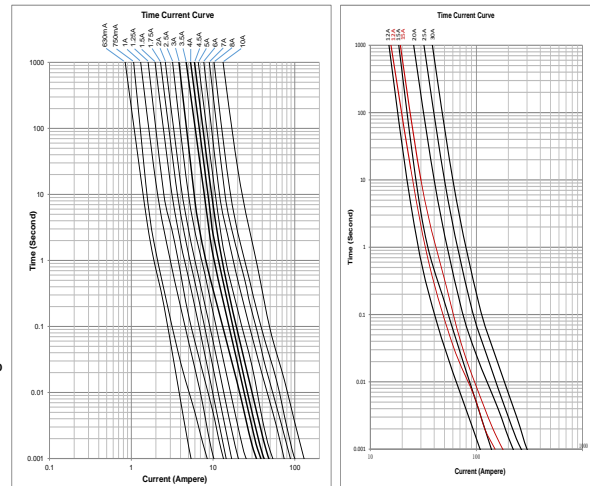
Vibration Resistance

24 cycles at 15 min. each (60068-6)
10-60Hz at 0.75mm amplitude
60-2000Hz at 10g acceleration

Soldering Parameters

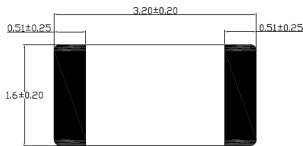
260°C. ≤10 sec (Wave Soldering)
300°C. ≤2 sec (Hand Soldering)
Soldering Peak:
260°C. 10 sec.
280°C. 5 sec. (IEC 60068-20)

Average Time Current(I-T Curve)



Dimensions (unit: mm)

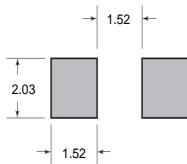
Top view



Side view



Recommended land pattern



Time vs Current Characteristics: UL248-14

Rated Current	100%	250%	300%	350%	1000%
630mA~5A	>4h	<5s	0.1s~3s	/	0.2ms~20ms
6A~30A	>4h	/	/	≤5s	0.2ms~10ms



Electrical Characteristics at 25°C

Amp Code	Rated Current	Rated Voltage	Typical Voltage Drop (mV)	Breaking Capacity	Typical Melting I ² T (A ² s)	Typical Cold Resistance (mΩ)	Alpha Mark	Approvals	
								cURus	
0630	630mA	63V/72VDC	960	50A@63V DC 50A@72V DC	0.0095	1000	B	•	
0750	750mA		910		0.0125	840	.75	•	
1100	1.00A		520		0.16	460	H	•	
1125	1.25A		510		0.2	325	H	•	
1150	1.50A		470		0.25	215	K	•	
1175	1.75A		455		0.28	180	E	•	
1200	2.00A		315		0.45	130	N	•	
1250	2.50A		245		0.75	75	O	•	
1300	3.00A		190		1.85	48	P	•	
1350	3.50A		175		2.25	36.5	R	•	
1400	4.00A		170		2.7	33.0	S	•	
1450	4.50A		165		2.95	27.5	X	•	
1500	5.00A		142		4.26	23.0	T	•	
1600	6.00A		138		12.5	15.0	F	•	
1700	7.00A	131	14.5	12.0	7	•			
1800	8.00A	122	16.5	8.8	M	•			
2100	10.00A	105	25	6.0	U	•			
*2120	*12.00A	82	41.5	5.1	W	•			
2120	12.00A	87	12.5	5.0	12	•			
2150	15.00A	80	17.5	3.7	15	•			
*2150	*15.00A	86	46.5	2.6	Y	•			
2200	20.00A	82	51.5	2.9	Q	•			
2250	25.00A	85	62.5	1.35	L	•			
2300	30.00A	85	101	1.05	Z	•			
		24V/32V DC		50A@32V DC 300A@24V DC					
					300A@24V DC 150A@32V DC				

- (1) DC interrupting rating (measured at rated voltage, time constant of less than 50 microseconds, battery source)
- (2) DC cold resistance are measured at <10% of rated current in ambient temperature of 25°C
- (3) Typical pre-arcing I²t are measured at 10In current choice fuse for surge application (USB charger etc.), make sure the I²t of fuse is 4 times than surge.
- (4) *2120&*2150 are higher I²t

Ordering Information

Series	Amp Code	Supplementary Code	Qty
126			

X-ON Electronics

Largest Supplier of Electrical and Electronic Components

Click to view similar products for [Surface Mount Fuses](#) category:

Click to view products by [Better manufacturer](#):

Other Similar products are found below :

[FHC20402ADTP](#) [NFVC6125S0R50TRF](#) [SFT-125MA](#) [TF16SN2.00TTD](#) [FCC16501ABTP](#) [FCC16102ABTP](#) [FHC16322ADTP](#) [0308.250UR](#)
[0308.375UR](#) [0308.500UR](#) [0308.750UR](#) [0308001.UR](#) [030801.5UR](#) [F0603G0R03FNTR](#) [SKY87604-12](#) [SKY87604-11](#) [SKY87604-13](#)
[R451003.L](#) [R451.500L](#) [R451001.L](#) [3-103-119](#) [3-103-123](#) [SGB401](#) [SGB075](#) [0154002.DRL](#) [0154008.DRL](#) [0154.500DRL](#) [189140.1,25](#)
[189140.0,8](#) [189140.0,4](#) [189140.0,63](#) [189140.0,25](#) [0402FA-R200](#) [0402SFF150F/24-2](#) [0435.250KRHFS](#) [0468003.WR](#) [0494001.NRHF](#)
[0494002.NRHF](#) [0494003.NRHF](#) [049402.5NRHF](#) [049403.5NRHF](#) [0494.250NRHF](#) [0494.375NRHF](#) [0494.500NRHF](#) [CF06V3T1R60](#)
[CF06V3T2R50](#) [06H1300D](#) [JFC0603-1200FS](#) [CP06V3T2R0](#) [06F-0200L1](#)