

## ➤ Features

- Size 0.08\*0.05 inch /2.0\*1.2 mm
- RoHS compliant, lead-free and halogen-free
- Fast response to fault current
- Low resistance
- Low-profile
- Compatible with high temperature solders

## ➤ Applications

- Computer, Mobile phones, Multimedia
- Automotive, Industrial controls, Telephony and broadband
- Game machines, Portable electronics, Battery

## ➤ Electrical Characteristics (25°C)

Part Number	$I_{hold}$	$I_{trip}$	$V_{max}$	$I_{max}$	$P_d$	Time to trip		$R_{min}$	$R_{I_{max}}$
	(A)	(A)	(V)	(A)	(W)	(A)	(S)	( $\Omega$ )	( $\Omega$ )
BSMD0805-002-60V	0.02	0.06	60	40	0.5	0.1	1.50	12.00	70.00
BSMD0805-005-15V	0.05	0.15	15	40	0.5	0.5	1.50	1.500	20.00
BSMD0805-005-24V	0.05	0.15	24	40	0.5	0.5	1.50	1.500	20.00
BSMD0805-005-33V	0.05	0.15	33	40	0.5	0.5	1.50	1.500	20.00
BSMD0805-005-60V	0.05	0.15	60	40	0.5	0.5	1.50	1.500	20.00
BSMD0805-010-12V	0.10	0.30	12	40	0.5	0.5	1.50	0.750	6.000
BSMD0805-010-15V	0.10	0.30	15	40	0.5	0.5	1.50	0.750	6.000
BSMD0805-010-24V	0.10	0.30	24	40	0.5	0.5	1.50	0.750	6.000
BSMD0805-010-33V	0.10	0.30	33	40	0.5	0.5	1.50	0.750	6.000
BSMD0805-020-9V	0.20	0.50	9	40	0.5	8	0.02	0.500	3.500
BSMD0805-020-15V	0.20	0.50	15	40	0.5	8	0.02	0.500	3.500
BSMD0805-020-24V	0.20	0.50	24	40	0.5	8	0.02	0.500	3.500
BSMD0805-020-30V	0.20	0.50	30	40	0.5	8	0.02	0.500	3.500
BSMD0805-035-6V	0.35	0.75	6	40	0.5	8	0.10	0.200	1.200
BSMD0805-035-12V	0.35	0.75	12	40	0.5	8	0.10	0.200	1.200
BSMD0805-035-16V	0.35	0.75	16	40	0.5	8	0.10	0.200	1.200
BSMD0805-035-24V	0.35	0.75	24	40	0.5	8	0.10	0.200	1.200
BSMD0805-050-6V	0.50	1.00	6	40	0.5	8	0.10	0.100	0.850
BSMD0805-050-12V	0.50	1.00	12	40	0.5	8	0.10	0.100	0.850
BSMD0805-050-15V	0.50	1.00	15	40	0.5	8	0.10	0.100	0.850
BSMD0805-050-24V	0.50	1.00	24	40	0.5	8	0.10	0.100	0.850

Part Number	$I_{hold}$	$I_{trip}$	$V_{max}$	$I_{max}$	$P_d$	Time to trip		$R_{min}$	$R_{I_{max}}$
	(A)	(A)	(V)	(A)	(W)	(A)	(S)	( $\Omega$ )	( $\Omega$ )
BSMD0805-075-6V	0.75	1.50	6	40	0.5	8	0.20	0.070	0.385
BSMD0805-075-12V	0.75	1.50	12	40	0.5	8	0.20	0.070	0.385
BSMD0805-075-16V	0.75	1.50	16	40	0.5	8	0.20	0.070	0.385
BSMD0805-100-6V	1.00	2.00	6	40	0.5	8	0.30	0.040	0.270
BSMD0805-100-12V	1.00	2.00	12	40	0.5	8	0.30	0.040	0.270
BSMD0805-110-6V	1.10	2.20	6	40	0.5	8	0.30	0.035	0.230
BSMD0805-110-12V	1.10	2.20	12	40	0.5	8	0.30	0.035	0.230
BSMD0805-125-6V	1.25	2.50	6	40	1.0	8	1.00	0.007	0.060

$I_{hold}$  = Hold current: maximum current device will pass without tripping in 25°C still air.

$I_{trip}$  = Trip current: minimum current at which the device will trip in 25°C still air.

$V_{max}$  = Maximum voltage device can withstand without damage at rated current ( $I_{max}$ )

$I_{max}$  = Maximum fault current device can withstand without damage at rated voltage ( $V_{max}$ )

$P_{d\ typ.}$  = Typical power dissipated from device when in the tripped state at 25°C still air.

$R_{min}$  = Minimum resistance of device in initial (un-soldered) state.

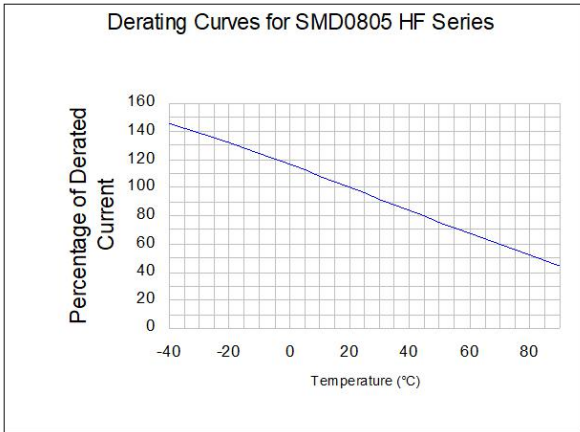
$R_{I_{max}}$  = Maximum resistance of device at 25°C measured one hour after tripping or reflow soldering of 260°C for 20 sec.

**Caution:** Operation beyond the specified ratings may result in damage and possible arcing and flame.

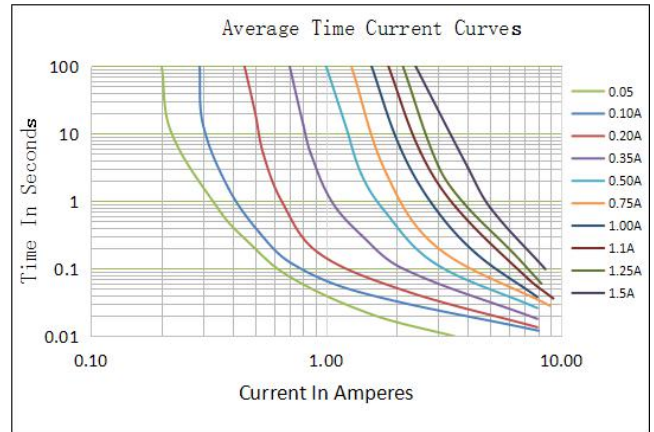
## ➤ WARNING

- Users shall independently assess the suitability of these devices for each of their applications.
- Operation of these devices beyond the stated maximum ratings could result in damage to the devices and lead to electrical arcing and/or fire.
- These devices are intended to protect against the effects of temporary over-current or over-temperature conditions and are not intended to perform as protective devices where such conditions are expected to be repetitive or prolonged in duration.
- Exposure to silicon-based oils, solvents, electrolytes, acids, and similar materials can adversely affect the performance of these PPTC devices.
- These devices undergo thermal expansion under fault conditions, and thus shall be provided with adequate space and be protected against mechanical stresses.
- Circuits with inductance may generate a voltage ( $L\ di/dt$ ) above the rated voltage of the PPTC device.

➤ Thermal Derating Curve



➤ Typical Time-to-Trip At 25°C



➤ Thermal Derating Chart

Part Number	Ambient operating temperature hold current( $I_{hold}$ )								
	-40°C	-20°C	0°C	25°C	40°C	50°C	60°C	70°C	85°C
BSMD0805-002	0.030	0.027	0.024	0.020	0.017	0.016	0.014	0.012	0.010
BSMD0805-005	0.070	0.060	0.055	0.050	0.040	0.035	0.030	0.025	0.015
BSMD0805-010	0.14	0.12	0.11	0.10	0.08	0.07	0.06	0.05	0.03
BSMD0805-020	0.28	0.25	0.23	0.20	0.17	0.14	0.12	0.10	0.07
BSMD0805-035	0.47	0.44	0.39	0.35	0.30	0.27	0.24	0.20	0.14
BSMD0805-050	0.68	0.62	0.55	0.50	0.40	0.37	0.33	0.29	0.23
BSMD0805-075	1.00	0.90	0.79	0.75	0.63	0.57	0.53	0.41	0.34
BSMD0805-100	1.35	1.25	1.15	1.00	0.82	0.74	0.65	0.55	0.42
BSMD0805-110	1.45	1.35	1.20	1.10	0.92	0.84	0.75	0.65	0.52
BSMD0805-125	1.65	1.53	1.36	1.25	1.05	0.95	0.85	0.74	0.59

➤ Soldering Parameters



<b>Profile Feature</b>	Pb-Free Assembly
<b>Average Ramp-Up Rate(Ts<sub>max</sub> to Tp)</b>	3°C/second max
<b>Preheat</b>	
-Temperature Min(Ts <sub>min</sub> )	150°C
-Temperature Max(Ts <sub>max</sub> )	200°C
-Time(Ts <sub>min</sub> to Ts <sub>max</sub> )	60~180 seconds
<b>Time maintained above:</b>	
-Temperature(T <sub>L</sub> )	217°C
-Time(t <sub>L</sub> )	60~150 seconds
<b>Peak Temperature(T<sub>p</sub>)</b>	260°C
<b>Ramp-Down Rate</b>	6°C/second max
<b>Time 25°C to Peak Temperature</b>	8 minutes max
<b>Storage Condition</b>	0°C~30°C,30%-60%RH

- Recommended reflow methods: IR, vapor phase oven, hot air oven, N2 environment for lead-free.
- Recommended maximum paste thickness is 0.25mm.
- Devices can be cleaned using standard industry methods and solvents.

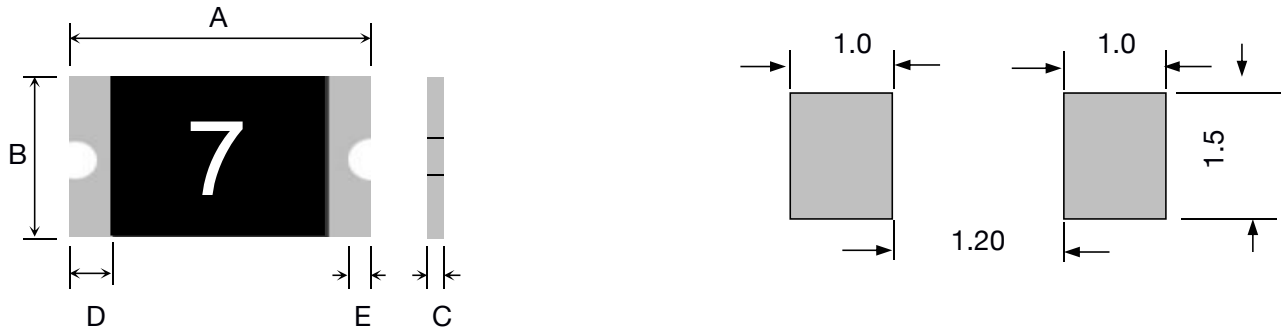
**Note 1: All temperature refer to topside of the package, measured on the package body surface.**

**Note 2: If reflow temperatures exceed the recommended profile, devices may not meet the performance requirements.**

➤ Environmental Specifications

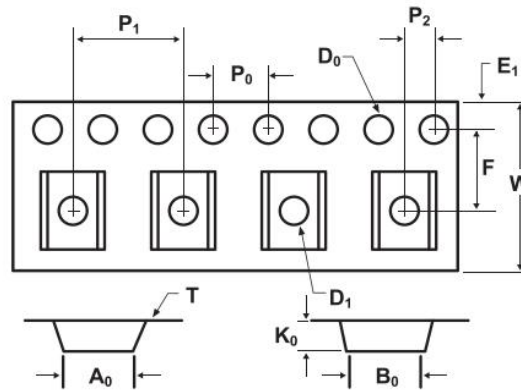
Test	Conditions	Resistance change
Passive aging	+85°C, 1000 hrs.	±5% typical
Humidity aging	+85°C, 85% R.H. , 168 hours	±5% typical
Thermal shock	+85°C to -40°C, 20 times	±33% typical
Resistance to solvent	MIL-STD-202,Method 215	No change
Vibration	MIL-STD-202,Method 201	No change
<b>Ambient operating conditions : - 40 °C to +85 °C</b>		
<b>Maximum surface temperature of the device in the tripped state is 125 °C</b>		

➤ Physical Dimensions & Recommended Pad Layout (mm)



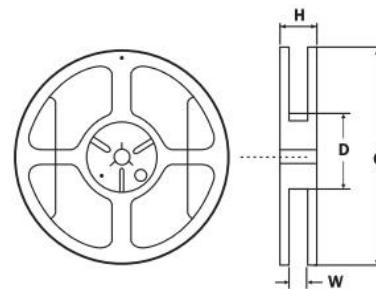
Part Number	Marking	Quantity	A		B		C		D	E
			Min	Max	Min	Max	Min	Max	Min	Min
BSMD0805-002-60V	Y	5000	2.00	2.20	1.20	1.50	0.40	0.90	0.20	0.10
BSMD0805-005-15V	1	5000	2.00	2.20	1.20	1.50	0.40	0.90	0.20	0.10
BSMD0805-005-24V	1	5000	2.00	2.20	1.20	1.50	0.40	0.90	0.20	0.10
BSMD0805-005-33V	1	5000	2.00	2.20	1.20	1.50	0.40	0.90	0.20	0.10
BSMD0805-005-60V	1	5000	2.00	2.20	1.20	1.50	0.40	0.90	0.20	0.10
BSMD0805-010-12V	1	5000	2.00	2.20	1.20	1.50	0.40	0.90	0.20	0.10
BSMD0805-010-15V	1	5000	2.00	2.20	1.20	1.50	0.40	0.90	0.20	0.10
BSMD0805-010-24V	1	5000	2.00	2.20	1.20	1.50	0.40	0.90	0.20	0.10
BSMD0805-010-33V	1	5000	2.00	2.20	1.20	1.50	0.40	0.90	0.20	0.10
BSMD0805-020-9V	2	5000	2.00	2.20	1.20	1.50	0.40	0.90	0.20	0.10
BSMD0805-020-15V	2	5000	2.00	2.20	1.20	1.50	0.40	0.90	0.20	0.10
BSMD0805-020-24V	2	5000	2.00	2.20	1.20	1.50	0.40	0.90	0.20	0.10
BSMD0805-020-30V	2	5000	2.00	2.20	1.20	1.50	0.40	0.90	0.20	0.10
BSMD0805-035-6V	3	5000	2.00	2.20	1.20	1.50	0.50	1.10	0.20	0.10
BSMD0805-035-12V	3	5000	2.00	2.20	1.20	1.50	0.50	1.10	0.20	0.10
BSMD0805-035-16V	3	5000	2.00	2.20	1.20	1.50	0.50	1.10	0.20	0.10
BSMD0805-035-24V	3	5000	2.00	2.20	1.20	1.50	0.50	1.10	0.20	0.10
BSMD0805-050-6V	5	5000	2.00	2.20	1.20	1.50	0.50	1.10	0.20	0.10
BSMD0805-050-12V	5	5000	2.00	2.20	1.20	1.50	0.50	1.10	0.20	0.10
BSMD0805-050-15V	5	5000	2.00	2.20	1.20	1.50	0.50	1.10	0.20	0.10
BSMD0805-050-24V	5	5000	2.00	2.20	1.20	1.50	0.50	1.10	0.20	0.10
BSMD0805-075-6V	7	4000	2.00	2.20	1.20	1.50	0.50	1.10	0.20	0.10
BSMD0805-075-12V	7	4000	2.00	2.20	1.20	1.50	0.50	1.10	0.20	0.10
BSMD0805-075-16V	7	4000	2.00	2.20	1.20	1.50	0.50	1.10	0.20	0.10
BSMD0805-100-6V	0	4000	2.00	2.20	1.20	1.50	0.70	1.20	0.20	0.10
BSMD0805-100-12V	0	4000	2.00	2.20	1.20	1.50	0.70	1.20	0.20	0.10
BSMD0805-110-6V	0	4000	2.00	2.20	1.20	1.50	0.70	1.20	0.20	0.10
BSMD0805-110-12V	0	4000	2.00	2.20	1.20	1.50	0.70	1.20	0.20	0.10
BSMD0805-125-6V		4000	2.00	2.20	1.20	1.50	1.00	1.50	0.20	0.10

➤ **Tape And Reel Specifications (mm)**



Governing Specifications	BSMD0805-005-33V~ BSMD0805-020-33V	BSMD0805-035-33V~ BSMD0805-075-12V	BSMD0805-100-12V~ BSMD0805-150-6V
<b>W</b>	8.0 ± 0.3	8.0 ± 0.3	8.0 ± 0.3
<b>F</b>	3.5 ± 0.05	3.5 ± 0.05	3.5 ± 0.05
<b>E1</b>	1.75 ± 0.1	1.75 ± 0.1	1.75 ± 0.1
<b>D0</b>	1.55 ± 0.05	1.55 ± 0.05	1.55 ± 0.05
<b>D1</b>	1.0 ± 0.1	1.0 ± 0.1	1.0 ± 0.1
<b>P0</b>	4.0 ± 0.1	4.0 ± 0.1	4.0 ± 0.1
<b>P1</b>	4.0 ± 0.1	4.0 ± 0.1	4.0 ± 0.1
<b>P2</b>	2.0 ± 0.05	2.0 ± 0.05	2.0 ± 0.05
<b>A0</b>	1.6 ± 0.1	1.6 ± 0.1	1.6 ± 0.1
<b>B0</b>	2.3 ± 0.1	2.3 ± 0.1	2.3 ± 0.1
<b>T</b>	0.2 ± 0.1	0.2 ± 0.1	0.2 ± 0.1
<b>K0</b>	0.74 ± 0.1	1.04 ± 0.1	1.35 ± 0.1
<b>Leader</b> min	390	390	390
<b>Trailer</b> min	160	160	160

Reel Dimensions	
<b>C</b>	φ178 ± 1.0
<b>D</b>	φ60.2 ± 0.5
<b>H</b>	11.0 ± 0.5
<b>W</b>	9.0 ± 1.5



➤ **Contact information**

**SHENZHEN BHFUSE INDUSTRIAL CO., LTD**

TEL: 0755-85259917 FAX: 0755-28704432

E-MAIL: sales@bhfuse.com

## X-ON Electronics

Largest Supplier of Electrical and Electronic Components

*Click to view similar products for [Resettable Fuses - PPTC category](#):*

*Click to view products by [BHFUSE manufacturer](#):*

Other Similar products are found below :

[RF0077-000](#) [RF2534-000](#) [RF3256-000](#) [RF3281-000](#) [RF3301-000](#) [RF3344-000](#) [RF3382-000](#) [SMD125-2](#) [RF2171-000](#) [RF2531-000](#) [RF2873-000](#) [RF3060-000](#) [TR600-150Q-B-0.5-0.130](#) [RXE090](#) [5E4795/04-1502](#) [TRF250-080T-B-1.0-0.125](#) [SMD100-2](#) [NIS5452MT1TXG](#) [NIS5431MT1TXG](#) [SMD250-2](#) [0ZCM0001FF2G](#) [0ZCM0003FF2G](#) [0ZCM0004FF2G](#) [BK60-017-DZ-E0.6](#) [F95456-000](#) [LVR100S](#) [RS30-090](#) [RS30-600](#) [RS30-700](#) [RS30-800](#) [RS30-900](#) [RS60RB-005](#) [RS60RB-010](#) [RS60RB-020](#) [RS60RB-025](#) [RS60RB-050](#) [RS60RB-075](#) [RS60RB-160](#) [SMD1206-300C-12V](#) [SB250-145](#) [SB250-030](#) [SB250-040](#) [SB250-200](#) [SB250-600](#) [SMD0805-005-24V](#) [SMD0805-050-16V](#) [SMD1210-005-60V](#) [SMD0805-005](#) [R60-375](#) [SMD0805K110SF6V](#)