

➤ Features

- Size 0.08*0.05 inch /2.0*1.2 mm
- RoHS compliant, lead-free and halogen-free
- Fast response to fault current
- Low resistance
- Low profile
- Compatible with high temperature solders

➤ Applications

- Computer, Mobile phones, Multimedia
- Automotive, Industrial controls, Telephony and broadband
- Game machines, Portable electronics, Battery

➤ Electrical Characteristics (25°C)

Part Number	I_{hold}	I_{trip}	V_{max}	I_{max}	$P_{d\ typ}$	Time to trip		R_{min}	$R_{1\ max}$
	(A)	(A)	(V _{dc})	(A)	(W)	(A)	(Sec)	(Ω)	(Ω)
BSMD0805-001-60V	0.01	0.05	60	20	0.5	0.20	1.00	15.00	100.0
BSMD0805-002-60V	0.02	0.06	60	20	0.5	0.20	1.00	12.00	70.00
BSMD0805-003-30V	0.03	0.09	30	20	0.5	0.20	1.00	6.000	50.00
BSMD0805-003-60V	0.03	0.09	60	20	0.5	0.20	1.00	6.000	50.00
BSMD0805-004-24V	0.04	0.12	24	20	0.5	0.50	1.50	2.500	40.00
BSMD0805-004-30V	0.04	0.12	30	20	0.5	0.50	1.50	2.500	40.00
BSMD0805-005-15V	0.05	0.15	15	40	0.5	0.50	1.50	1.500	20.00
BSMD0805-005-24V	0.05	0.15	24	40	0.5	0.50	1.50	1.500	20.00
BSMD0805-005-33V	0.05	0.15	33	40	0.5	0.50	1.50	1.500	20.00
BSMD0805-005-60V	0.05	0.15	60	40	0.5	0.50	1.50	1.500	20.00
BSMD0805-010-15V	0.10	0.30	15	40	0.5	0.50	1.50	0.750	6.000
BSMD0805-010-24V	0.10	0.30	24	40	0.5	0.50	1.50	0.750	6.000
BSMD0805-010-33V	0.10	0.30	33	40	0.5	0.50	1.50	0.750	6.000
BSMD0805-020-9V	0.20	0.50	9	40	0.5	8.00	0.02	0.500	3.500
BSMD0805-020-15V	0.20	0.50	15	40	0.5	8.00	0.02	0.500	3.500
BSMD0805-020-24V	0.20	0.50	24	40	0.5	8.00	0.02	0.500	3.500
BSMD0805-020-30V	0.20	0.50	30	40	0.5	8.00	0.02	0.500	3.500
BSMD0805-020-33V	0.20	0.50	33	40	0.5	8.00	0.02	0.500	3.500
BSMD0805-020-36V	0.20	0.50	36	40	0.5	8.00	0.02	0.500	3.500

Part Number	I_{hold}	I_{trip}	V_{max}	I_{max}	P_d typ	Time to trip		R_{min}	$R1_{max}$
	(A)	(A)	(V _{dc})	(A)	(W)	(A)	(Sec)	(Ω)	(Ω)
BSMD0805-025-6V	0.25	0.55	6	40	0.5	8.00	0.02	0.400	3.200
BSMD0805-025-9V	0.25	0.55	9	40	0.5	8.00	0.02	0.400	3.200
BSMD0805-025-16V	0.25	0.55	16	40	0.5	8.00	0.02	0.400	3.200
BSMD0805-025-24V	0.25	0.55	24	40	0.5	8.00	0.02	0.400	3.200
BSMD0805-025-30V	0.25	0.55	30	40	0.5	8.00	0.02	0.400	3.200
BSMD0805-025-33V	0.25	0.55	33	40	0.5	8.00	0.02	0.400	3.200
BSMD0805-030-6V	0.30	0.60	6	40	0.5	8.00	0.10	0.300	1.400
BSMD0805-030-9V	0.30	0.60	9	40	0.5	8.00	0.10	0.300	1.400
BSMD0805-030-12V	0.30	0.60	12	40	0.5	8.00	0.10	0.300	1.400
BSMD0805-030-16V	0.30	0.60	16	40	0.5	8.00	0.10	0.300	1.400
BSMD0805-030-24V	0.30	0.60	24	40	0.5	8.00	0.10	0.300	1.400
BSMD0805-030-30V	0.30	0.60	30	40	0.5	8.00	0.10	0.300	1.400
BSMD0805-035-6V	0.35	0.75	6	40	0.5	8.00	0.10	0.200	1.200
BSMD0805-035-12V	0.35	0.75	12	40	0.5	8.00	0.10	0.200	1.200
BSMD0805-035-16V	0.35	0.75	16	40	0.5	8.00	0.10	0.200	1.200
BSMD0805-035-24V	0.35	0.75	24	40	0.6	8.00	0.10	0.200	1.200
BSMD0805-035-30V	0.35	0.75	30	40	0.6	8.00	0.10	0.200	1.200
BSMD0805-050-6V	0.50	1.00	6	40	0.5	8.00	0.10	0.100	0.850
BSMD0805-050-12V	0.50	1.00	12	40	0.5	8.00	0.10	0.100	0.850
BSMD0805-050-15V	0.50	1.00	15	40	0.5	8.00	0.10	0.100	0.850
BSMD0805-050-24V	0.50	1.00	24	40	0.6	8.00	0.10	0.100	0.850
BSMD0805-075-6V	0.75	1.50	6	40	0.6	8.00	0.20	0.070	0.385
BSMD0805-075-12V	0.75	1.50	12	40	0.6	8.00	0.20	0.070	0.385
BSMD0805-075-16V	0.75	1.50	16	40	0.6	8.00	0.20	0.070	0.385
BSMD0805-100-6V	1.00	2.00	6	40	0.6	8.00	0.30	0.040	0.270
BSMD0805-100-12V	1.00	2.00	12	40	0.6	8.00	0.30	0.040	0.270
BSMD0805-110-6V	1.10	2.20	6	40	0.6	8.00	0.30	0.035	0.230
BSMD0805-110-12V	1.10	2.20	12	40	1.0	8.00	0.30	0.035	0.230
BSMD0805-125-6V	1.25	2.50	6	40	1.2	8.00	1.00	0.007	0.060

➤ Vocabulary

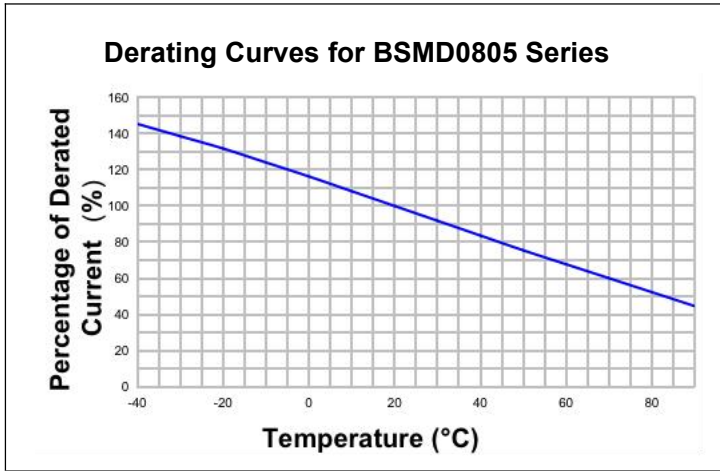
- I_{hold}** = Hold current: maximum current device will pass without tripping in 25°C still air.
- I_{trip}** = Trip current: minimum current at which the device will trip in 25°C still air.
- V_{max}** = Maximum voltage device can withstand without damage at rated current (**I_{max}**).
- I_{max}** = Maximum fault current device can withstand without damage at rated voltage (**V_{max}**).
- P_{d typ.}** = Typical power dissipated from device when in the tripped state at 25°C still air.
- R_{min}** = Minimum resistance of device in initial (un-soldered) state.
- R_{1max}** = Maximum resistance of device at 25°C measured one hour after tripping or reflow soldering of 260°C for 20 sec.

Caution: Operation beyond the specified ratings may result in damage and possible arcing and flame.

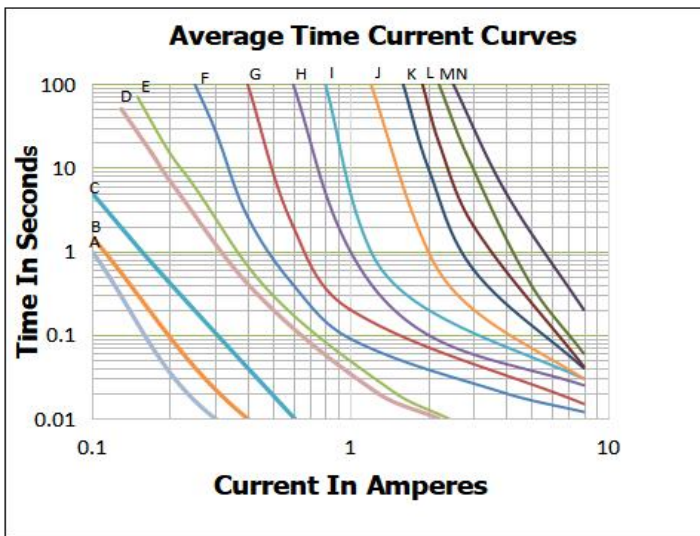
➤ Warning

- Users shall independently assess the suitability of these devices for each of their applications.
- Operation of these devices beyond the stated maximum ratings could result in damage to the devices and lead to electrical arcing and/or fire.
- These devices are intended to protect against the effects of temporary over-current or over-temperature conditions and are not intended to perform as protective devices where such conditions are expected to be repetitive or prolonged in duration.
- Exposure to silicon-based oils, solvents, electrolytes, acids, and similar materials can adversely affect the prolonged of these PPTC devices.
- These devices undergo thermal expansion under fault conditions, and thus shall be provided with adequate space and be protected against mechanical stresses.
- Circuits with inductance may generate a voltage ($L di/dt$) above the rated voltage of the PPTC device.

➤ **Thermal Derating Curve**



➤ **Average Time-Current Curve**



- A=BSMD0805-001
- B=BSMD0805-002
- C=BSMD0805-003
- E=BSMD0805-005
- F=BSMD0805-010
- G=BSMD0805-020
- H=BSMD0805-035
- I=BSMD0805-050
- J=BSMD0805-075
- K=BSMD0805-100
- L=BSMD0805-110
- M=BSMD0805-125

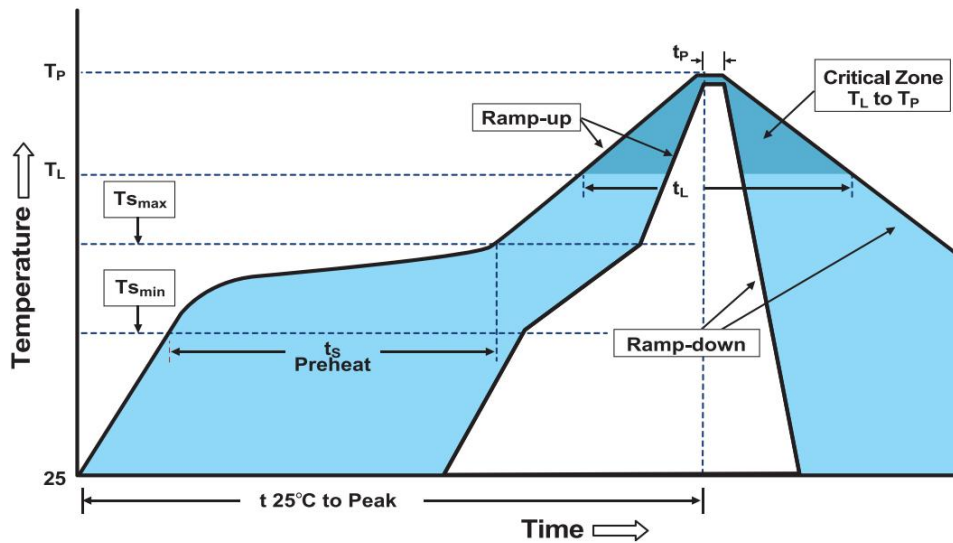
➤ Thermal Derating Chart

Part Number	Ambient operating temperature hold current(I_{hold})								
	-40°C	-20°C	0°C	25°C	40°C	50°C	60°C	70°C	85°C
BSMD0805-001	0.016	0.014	0.012	0.010	0.008	0.007	0.006	0.005	0.0035
BSMD0805-002	0.031	0.027	0.024	0.020	0.016	0.014	0.012	0.011	0.007
BSMD0805-003	0.047	0.041	0.036	0.030	0.024	0.021	0.018	0.016	0.0108
BSMD0805-004	0.052	0.048	0.044	0.040	0.032	0.028	0.024	0.020	0.012
BSMD0805-005	0.070	0.060	0.055	0.050	0.040	0.035	0.030	0.025	0.015
BSMD0805-010	0.14	0.12	0.11	0.10	0.08	0.07	0.06	0.05	0.03
BSMD0805-020	0.28	0.25	0.23	0.20	0.17	0.14	0.12	0.10	0.07
BSMD0805-035	0.47	0.44	0.39	0.35	0.30	0.27	0.24	0.20	0.14
BSMD0805-050	0.68	0.62	0.55	0.50	0.40	0.37	0.33	0.29	0.23
BSMD0805-075	1.00	0.90	0.79	0.75	0.63	0.57	0.53	0.41	0.34
BSMD0805-100	1.35	1.25	1.15	1.00	0.82	0.74	0.65	0.55	0.42
BSMD0805-110	1.45	1.35	1.20	1.10	0.92	0.84	0.75	0.65	0.52
BSMD0805-125	1.65	1.53	1.36	1.25	1.05	0.95	0.85	0.74	0.59

➤ Environmental Specifications

Test	Conditions	Resistance change
Passive aging	+85°C, 1000 hours	±5% typical
Humidity aging	+85°C, 85% R.H. , 168 hours	±5% typical
Thermal shock	+85°C to -40°C, 20 times	±33% typical
Resistance to solvent	MIL-STD-202,Method 215	No change
Vibration	MIL-STD-202,Method 201	No change
Ambient operating conditions : - 40 °C to +85 °C		
Maximum surface temperature of the device in the tripped state is 125 °C		

➤ **Soldering Parameters**



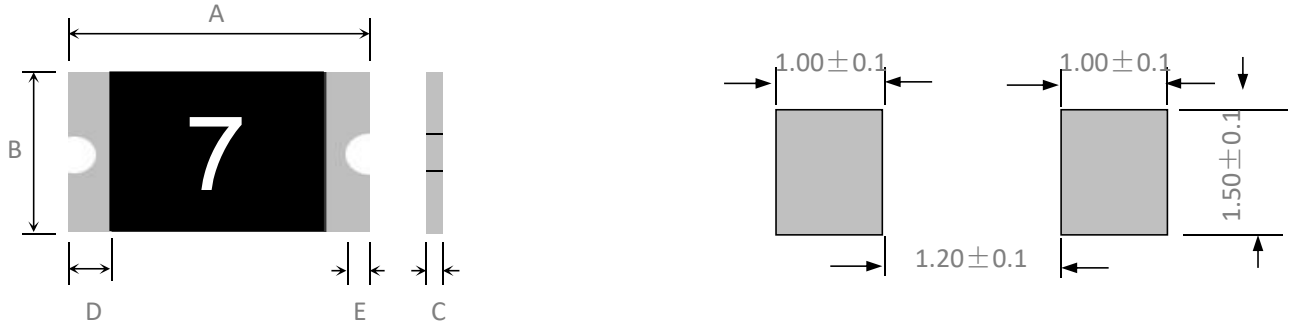
Profile Feature	Pb-Free Assembly
Average Ramp-Up Rate($T_{s_{max}}$ to T_p)	3°C/second max
Preheat -Temperature Min($T_{s_{min}}$) -Temperature Max($T_{s_{max}}$) -Time($T_{s_{min}}$ to $T_{s_{max}}$)	150°C 200°C 60~180 seconds
Time maintained above: -Temperature(T_L) -Time(t_L)	217°C 60~150 seconds
Peak Temperature(T_p)	260°C
Ramp-Down Rate	6°C/second max
Time 25°C to Peak Temperature	8 minutes max
Storage Condition	0°C~30°C, 30%-60%RH

- Recommended reflow methods: IR, vapor phase oven, hot air oven, N₂ environment for lead-free.
- Recommended maximum paste thickness is 0.25mm.
- Devices can be cleaned using standard industry methods and solvents.

Note 1: All temperature refer to topside of the package, measured on the package body surface.

Note 2: If reflow temperatures exceed the recommended profile, devices may not meet the performance requirements.

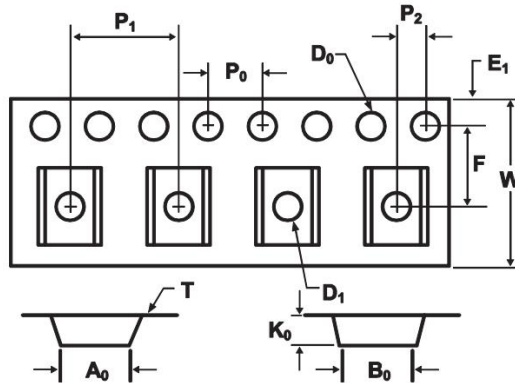
➤ **Physical Dimensions & Recommended Pad Layout (mm)**



Part Number	Marking	Quantity	A		B		C		D	E
			Min	Max	Min	Max	Min	Max	Min	Min
BSMD0805-001-60V	Y	5000	2.00	2.20	1.20	1.50	0.40	0.90	0.20	0.10
BSMD0805-002-60V	Y	5000	2.00	2.20	1.20	1.50	0.40	0.90	0.20	0.10
BSMD0805-003-30V	Z	5000	2.00	2.20	1.20	1.50	0.40	0.90	0.20	0.10
BSMD0805-003-60V	Z	5000	2.00	2.20	1.20	1.50	0.40	0.90	0.20	0.10
BSMD0805-004-24V	P	5000	2.00	2.20	1.20	1.50	0.40	0.90	0.20	0.10
BSMD0805-004-30V	P	5000	2.00	2.20	1.20	1.50	0.40	0.90	0.20	0.10
BSMD0805-005-15V	1	5000	2.00	2.20	1.20	1.50	0.40	0.90	0.20	0.10
BSMD0805-005-24V	1	5000	2.00	2.20	1.20	1.50	0.40	0.90	0.20	0.10
BSMD0805-005-33V	1	5000	2.00	2.20	1.20	1.50	0.40	0.90	0.20	0.10
BSMD0805-005-60V	1	5000	2.00	2.20	1.20	1.50	0.40	0.90	0.20	0.10
BSMD0805-010-15V	1	5000	2.00	2.20	1.20	1.50	0.40	0.90	0.20	0.10
BSMD0805-010-24V	1	5000	2.00	2.20	1.20	1.50	0.40	0.90	0.20	0.10
BSMD0805-010-33V	1	5000	2.00	2.20	1.20	1.50	0.40	0.90	0.20	0.10
BSMD0805-020-9V	2	5000	2.00	2.20	1.20	1.50	0.40	0.90	0.20	0.10
BSMD0805-020-15V	2	5000	2.00	2.20	1.20	1.50	0.40	0.90	0.20	0.10
BSMD0805-020-24V	2	5000	2.00	2.20	1.20	1.50	0.40	0.90	0.20	0.10
BSMD0805-020-30V	2	5000	2.00	2.20	1.20	1.50	0.40	0.90	0.20	0.10
BSMD0805-020-33V	2	5000	2.00	2.20	1.20	1.50	0.40	0.90	0.20	0.10
BSMD0805-020-36V	2	5000	2.00	2.20	1.20	1.50	0.40	0.90	0.20	0.10
BSMD0805-025-6V	2	5000	2.00	2.20	1.20	1.50	0.40	0.90	0.20	0.10
BSMD0805-025-9V	2	5000	2.00	2.20	1.20	1.50	0.40	0.90	0.20	0.10
BSMD0805-025-16V	2	5000	2.00	2.20	1.20	1.50	0.40	0.90	0.20	0.10
BSMD0805-025-24V	2	5000	2.00	2.20	1.20	1.50	0.40	0.90	0.20	0.10
BSMD0805-025-30V	2	5000	2.00	2.20	1.20	1.50	0.40	0.90	0.20	0.10
BSMD0805-025-33V	2	5000	2.00	2.20	1.20	1.50	0.40	0.90	0.20	0.10
BSMD0805-030-6V	3	5000	2.00	2.20	1.20	1.50	0.50	1.10	0.20	0.10
BSMD0805-030-9V	3	5000	2.00	2.20	1.20	1.50	0.50	1.10	0.20	0.10
BSMD0805-030-12V	3	5000	2.00	2.20	1.20	1.50	0.50	1.10	0.20	0.10
BSMD0805-030-16V	3	5000	2.00	2.20	1.20	1.50	0.50	1.10	0.20	0.10

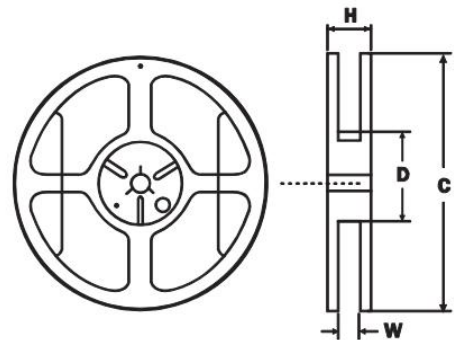
Part Number	Marking	Quantity	A		B		C		D	E
			Min	Max	Min	Max	Min	Max	Min	Min
BSMD0805-030-24V	3	5000	2.00	2.20	1.20	1.50	0.50	1.10	0.20	0.10
BSMD0805-030-30V	3	5000	2.00	2.20	1.20	1.50	0.50	1.10	0.20	0.10
BSMD0805-035-6V	3	5000	2.00	2.20	1.20	1.50	0.50	1.10	0.20	0.10
BSMD0805-035-12V	3	5000	2.00	2.20	1.20	1.50	0.50	1.10	0.20	0.10
BSMD0805-035-16V	3	5000	2.00	2.20	1.20	1.50	0.50	1.10	0.20	0.10
BSMD0805-035-24V	3	5000	2.00	2.20	1.20	1.50	0.50	1.10	0.20	0.10
BSMD0805-035-30V	3	5000	2.00	2.20	1.20	1.50	0.50	1.10	0.20	0.10
BSMD0805-050-6V	5	5000	2.00	2.20	1.20	1.50	0.50	1.10	0.20	0.10
BSMD0805-050-12V	5	5000	2.00	2.20	1.20	1.50	0.50	1.10	0.20	0.10
BSMD0805-050-15V	5	5000	2.00	2.20	1.20	1.50	0.50	1.10	0.20	0.10
BSMD0805-050-24V	5	4000	2.00	2.20	1.20	1.50	0.50	1.10	0.20	0.10
BSMD0805-075-6V	7	4000	2.00	2.20	1.20	1.50	0.50	1.10	0.20	0.10
BSMD0805-075-12V	7	4000	2.00	2.20	1.20	1.50	0.50	1.10	0.20	0.10
BSMD0805-075-16V	7	4000	2.00	2.20	1.20	1.50	0.50	1.10	0.20	0.10
BSMD0805-100-6V	0	4000	2.00	2.20	1.20	1.50	0.70	1.20	0.20	0.10
BSMD0805-100-12V	0	4000	2.00	2.20	1.20	1.50	0.70	1.20	0.20	0.10
BSMD0805-110-6V	0	4000	2.00	2.20	1.20	1.50	0.70	1.20	0.20	0.10
BSMD0805-110-12V	0	4000	2.00	2.20	1.20	1.50	0.70	1.20	0.20	0.10
BSMD0805-125-6V		4000	2.00	2.20	1.20	1.50	1.00	1.50	0.20	0.10

➤ **Tape And Reel Specifications (mm)**



Governing Specifications	BSMD0805-001~ BSMD0805-050	BSMD0805-075	BSMD0805-100~ BSMD0805-125
W	8.0 ± 0.3	8.0 ± 0.3	8.0 ± 0.3
F	3.5 ± 0.05	3.5 ± 0.05	3.5 ± 0.05
E ₁	1.75 ± 0.1	1.75 ± 0.1	1.75 ± 0.1
D ₀	1.55 ± 0.05	1.55 ± 0.05	1.55 ± 0.05
D ₁	1.0 ± 0.1	1.0 ± 0.1	1.0 ± 0.1
P ₀	4.0 ± 0.1	4.0 ± 0.1	4.0 ± 0.1
P ₁	4.0 ± 0.1	4.0 ± 0.1	4.0 ± 0.1
P ₂	2.0 ± 0.05	2.0 ± 0.05	2.0 ± 0.05
A ₀	1.6 ± 0.1	1.6 ± 0.1	1.6 ± 0.1
B ₀	2.3 ± 0.1	2.3 ± 0.1	2.3 ± 0.1
T	0.2 ± 0.1	0.2 ± 0.1	0.2 ± 0.1
K ₀	0.75 ± 0.1	1.04 ± 0.1	1.50 ± 0.1
Leader _{min}	390	390	390
Trailer _{min}	160	160	160

Reel Dimensions	
C	φ178 ± 1.0
D	φ60.2 ± 0.5
H	11.0 ± 0.5
W	9.0 ± 1.5



➤ **Contact information**

SHENZHEN BHFUSE INDUSTRIAL CO., LTD

TEL: 0755-85259917

E-MAIL: sales@bhfuse.com

X-ON Electronics

Largest Supplier of Electrical and Electronic Components

Click to view similar products for [Resettable Fuses - PPTC](#) category:

Click to view products by [BHFUSE](#) manufacturer:

Other Similar products are found below :

[RF0077-000](#) [RF0627-000](#) [RF3301-000](#) [RF3382-000](#) [RF3394-000](#) [RF3399-000](#) [SMD125-2](#) [RF1973-000](#) [RF2531-000](#) [RF2873-000](#) [RF3060-000](#) [RF3311-000](#) [TR600-150Q-B-0.5-0.130](#) [RXE090](#) [5E4795/04-1502](#) [TRF250-080T-B-1.0-0.125](#) [SMD100-2](#) [NIS5431MT1TXG](#) [SMD250-2](#) [RS30-090](#) [RS30-600](#) [RS30-800](#) [RS30-900](#) [RS60RB-160](#) [RS60SB-250](#) [SB250-145](#) [K30U400](#) [0ZCH0110AF2E](#) [BK60-110-DI-E0.6](#) [BK250-120-SZ-E0.6](#) [BK60-010-DI-E0.5](#) [BK250-040-DY-E0.6](#) [RF2631-000](#) [NIS4461MT3TXG](#) [NIS5420MT2TXG](#) [NIS5420MT3TXG](#) [NIS6420MT1TWG](#) [RF5032-000](#) [RF5051-000](#) [RF5105-000](#) [RF5062-000](#) [RF5055-000](#) [RF5052-000](#) [2920L075/72MR](#) [BSMD0603-025-24V](#) [BSMD0402L-005](#) [BSMD0603-010-9V](#) [BSMD1812-020-60V](#) [BSMD2920-400-30V](#) [BSMD0603-010-12V](#)