

➤ Features

- Size 0.12*0.06 inch /3.2*1.6 mm
- RoHS compliant, lead-free and halogen-free
- Fast response to fault current
- Low resistance
- Low-profile
- Compatible with high temperature solders

➤ Applications

- Computer, Mobile phones, Multimedia
- Automotive, Industrial controls, Telephony and broadband
- Game machines, Portable electronics, Battery

➤ Electrical Characteristics (25°C)

Part Number	I_{hold}	I_{trip}	V_{max}	I_{max}	P_d	Time to trip		R_{min}	R_{1max}
	(A)	(A)	(V)	(A)	(W)	(A)	(Sec)	(Ω)	(Ω)
BSMD1206-005-30V	0.05	0.15	30	40	0.4	0.25	1.50	3.60	50.0
BSMD1206-005-60V	0.05	0.15	60	40	0.4	0.25	1.50	3.60	50.0
BSMD1206-010-30V	0.10	0.25	30	40	0.4	0.50	1.00	1.60	15.0
BSMD1206-010-60V	0.10	0.25	60	40	0.4	0.50	1.00	1.60	15.0
BSMD1206-012-60V	0.12	0.29	60	40	0.4	0.50	1.00	1.60	13.0
BSMD1206-016-33V	0.16	0.37	33	40	0.4	1.00	0.30	1.00	6.00
BSMD1206-020-24V	0.20	0.46	24	40	0.6	8.00	0.10	0.35	2.70
BSMD1206-020-30V	0.20	0.46	30	40	0.6	8.00	0.10	0.35	2.70
BSMD1206-020-33V	0.20	0.46	33	40	0.6	8.00	0.10	0.35	2.70
BSMD1206-025-16V	0.25	0.50	16	40	0.6	8.00	0.10	0.35	2.50
BSMD1206-025-24V	0.25	0.50	24	40	0.6	8.00	0.10	0.35	2.50
BSMD1206-025-30V	0.25	0.50	30	40	0.6	8.00	0.10	0.35	2.50
BSMD1206-025-33V	0.25	0.50	33	40	0.6	8.00	0.10	0.35	2.50
BSMD1206-035-6V	0.35	0.75	6	40	0.6	8.00	0.10	0.25	1.50
BSMD1206-035-16V	0.35	0.75	16	40	0.6	8.00	0.10	0.25	1.50
BSMD1206-035-30V	0.35	0.75	30	40	0.6	8.00	0.10	0.25	1.50
BSMD1206-035-33V	0.35	0.75	33	40	0.6	8.00	0.10	0.25	1.50
BSMD1206-050-6V	0.50	1.00	6	100	0.6	8.00	0.10	0.15	0.70
BSMD1206-050-13.2V	0.50	1.00	13.2	100	0.6	8.00	0.10	0.15	0.70
BSMD1206-050-16V	0.50	1.00	16	100	0.6	8.00	0.10	0.15	0.70
BSMD1206-050-24V	0.50	1.00	24	40	0.6	8.00	0.10	0.15	0.70
BSMD1206-050-30V	0.50	1.00	30	40	0.6	8.00	0.10	0.15	0.70

Part Number	I_{hold}	I_{trip}	V_{max}	I_{max}	P_d	Time to trip		R_{min}	$R_{I_{max}}$
	(A)	(A)	(V)	(A)	(W)	(A)	(S)	(Ω)	(Ω)
BSMD1206-075-6V	0.75	1.50	6	100	0.6	8.00	0.20	0.09	0.50
BSMD1206-075-13.2V	0.75	1.50	13.2	100	0.6	8.00	0.20	0.09	0.50
BSMD1206-075-16V	0.75	1.50	16	100	0.6	8.00	0.20	0.09	0.50
BSMD1206-075-24V	0.75	1.50	24	40	0.6	8.00	0.20	0.09	0.50
BSMD1206-075-30V	0.75	1.50	30	40	0.6	8.00	0.20	0.09	0.50
BSMD1206-100-6V	1.00	1.80	6	100	0.6	8.00	0.30	0.05	0.27
BSMD1206-100-13.2V	1.00	1.80	13.2	100	0.6	8.00	0.30	0.05	0.27
BSMD1206-100-16V	1.00	1.80	16	100	0.6	8.00	0.30	0.05	0.27
BSMD1206-100-24V	1.00	1.80	24	40	0.6	8.00	0.30	0.05	0.27
BSMD1206-110-6V	1.10	2.20	6	100	0.6	8.00	0.30	0.04	0.25
BSMD1206-110-13.2V	1.10	2.20	13.2	100	0.6	8.00	0.30	0.04	0.25
BSMD1206-110-16V	1.10	2.20	16	100	0.6	8.00	0.30	0.04	0.25
BSMD1206-110-24V	1.10	2.20	24	40	0.6	8.00	0.30	0.04	0.25
BSMD1206-150-6V	1.50	3.00	6	100	0.8	8.00	0.30	0.025	0.130
BSMD1206-150-8V	1.50	3.00	8	100	0.8	8.00	0.30	0.025	0.130
BSMD1206-150-13.2V	1.50	3.00	13.2	40	0.8	8.00	0.30	0.025	0.130
BSMD1206-150-16V	1.50	3.00	16	40	0.8	8.00	0.30	0.025	0.130
BSMD1206-200-6V	2.00	3.50	6	100	0.8	8.00	1.50	0.015	0.080
BSMD1206-200-12V	2.00	3.50	12	100	0.8	8.00	1.50	0.015	0.080
BSMD1206-200-16V	2.00	3.50	16	40	0.8	8.00	1.50	0.015	0.080
BSMD1206-260-6V	2.60	5.20	6	100	0.8	8.00	2.00	0.010	0.060
BSMD1206-300-6V	3.00	6.00	6	100	1.0	8.00	4.00	0.010	0.050
BSMD1206-300-12V	3.00	6.00	12	100	1.0	8.00	4.00	0.010	0.050

I_{hold} = Hold current: maximum current device will pass without tripping in 25°C still air.

I_{trip} = Trip current: minimum current at which the device will trip in 25°C still air.

V_{max} = Maximum voltage device can withstand without damage at rated current (I_{max})

I_{max} = Maximum fault current device can withstand without damage at rated voltage (V_{max})

$P_{d\ typ.}$ = Typical power dissipated from device when in the tripped state at 25°C still air.

R_{min} = Minimum resistance of device in initial (un-soldered) state.

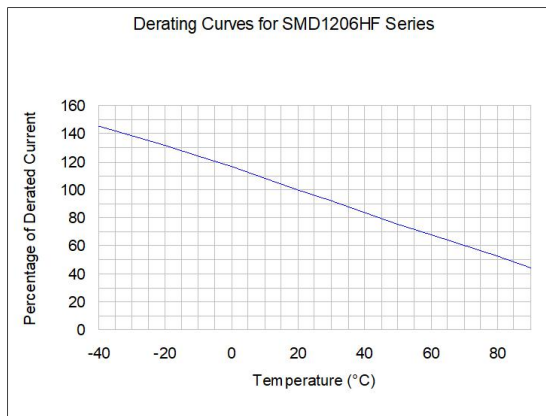
$R_{I_{max}}$ = Maximum resistance of device at 25°C measured one hour after tripping or reflow soldering of 260°C for 20 sec.

Caution: Operation beyond the specified ratings may result in damage and possible arcing and flame.

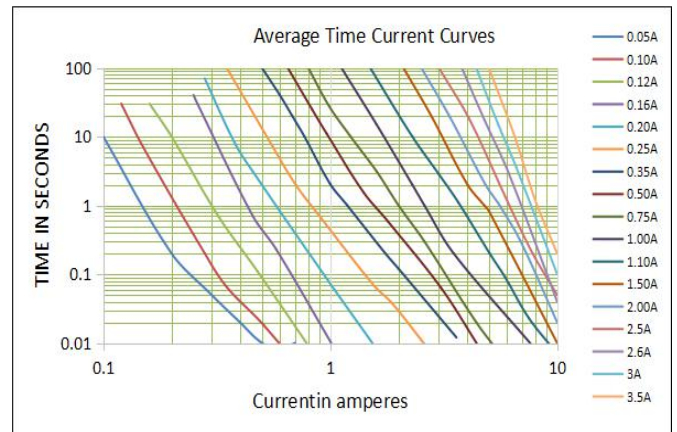
➤ **WARNING**

- Users shall independently assess the suitability of these devices for each of their applications.
- Operation of these devices beyond the stated maximum ratings could result in damage to the devices and lead to electrical arcing and/or fire.
- These devices are intended to protect against the effects of temporary over-current or over-temperature conditions and are not intended to perform as protective devices where such conditions are expected to be repetitive or prolonged in duration.
- Exposure to silicon-based oils, solvents, electrolytes, acids, and similar materials can adversely affect the performance of these PPTC devices.
- These devices undergo thermal expansion under fault conditions, and thus shall be provided with adequate space and be protected against mechanical stresses.
- Circuits with inductance may generate a voltage ($L di/dt$) above the rated voltage of the PPTC device.

➤ **Thermal Derating Curve**



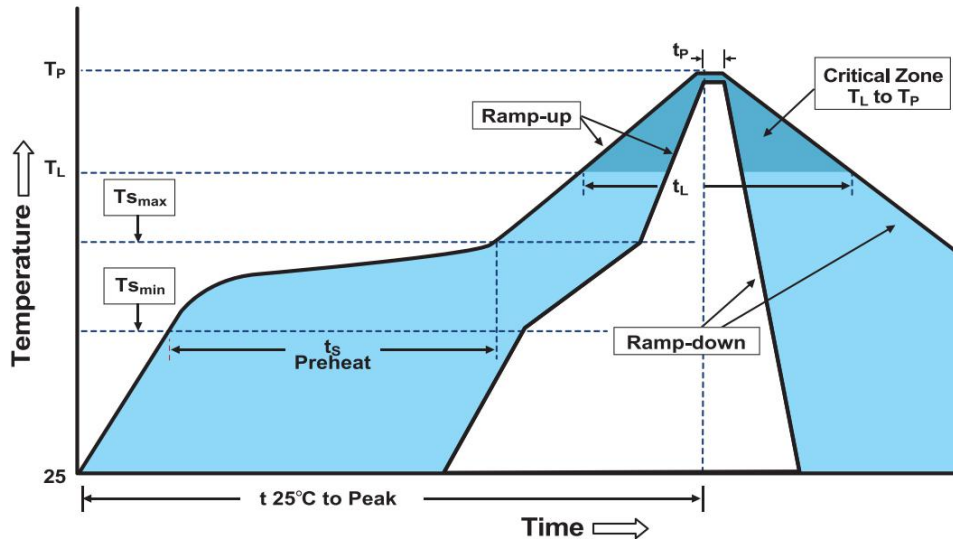
➤ **Typical Time-to-Trip At 25°C**



➤ Thermal Derating Chart

Part Number	Ambient operating temperature hold current(I_{hold})								
	-40°C	-20°C	0°C	25°C	40°C	50°C	60°C	70°C	85°C
BSMD1206-005	0.074	0.066	0.056	0.050	0.042	0.037	0.035	0.030	0.027
BSMD1206-010	0.148	0.132	0.116	0.100	0.085	0.075	0.070	0.060	0.055
BSMD1206-012	0.18	0.16	0.14	0.12	0.10	0.09	0.08	0.07	0.06
BSMD1206-016	0.24	0.21	0.18	0.16	0.14	0.13	0.12	0.11	0.10
BSMD1206-020	0.30	0.26	0.23	0.20	0.17	0.15	0.14	0.12	0.11
BSMD1206-025	0.37	0.33	0.29	0.25	0.22	0.20	0.17	0.15	0.12
BSMD1206-035	0.50	0.45	0.40	0.35	0.30	0.27	0.24	0.21	0.15
BSMD1206-050	0.71	0.64	0.57	0.50	0.42	0.39	0.35	0.31	0.25
BSMD1206-075	1.14	1.01	0.88	0.75	0.65	0.59	0.54	0.49	0.41
BSMD1206-100	1.45	1.31	1.15	1.00	0.84	0.77	0.69	0.61	0.48
BSMD1206-110	1.60	1.45	1.30	1.10	0.95	0.80	0.72	0.66	0.55
BSMD1206-150	2.18	1.94	1.72	1.50	1.28	1.17	1.06	0.96	0.77
BSMD1206-200	2.88	2.63	2.34	2.00	1.74	1.58	1.42	1.17	0.93
BSMD1206-260	3.43	3.22	2.93	2.60	2.23	2.03	1.87	1.57	1.35
BSMD1206-300	4.05	3.66	3.36	3.00	2.50	2.28	2.00	1.62	1.38

➤ Soldering Parameters



Profile Feature	Pb-Free Assembly
Average Ramp-Up Rate(Ts _{max} to T _p)	3°C/second max
Preheat	
-Temperature Min(Ts _{min})	150°C
-Temperature Max(Ts _{max})	200°C
-Time(Ts _{min} to Ts _{max})	60~180 seconds
Time maintained above:	
-Temperature(T _L)	217°C
-Time(t _L)	60~150 seconds
Peak Temperature(T_p)	260°C
Ramp-Down Rate	6°C/second max
Time 25°C to Peak Temperature	8 minutes max
Storage Condition	0°C~30°C,30%-60%RH

- Recommended reflow methods: IR, vapor phase oven, hot air oven, N2 environment for lead-free.
- Recommended maximum paste thickness is 0.25mm.
- Devices can be cleaned using standard industry methods and solvents.

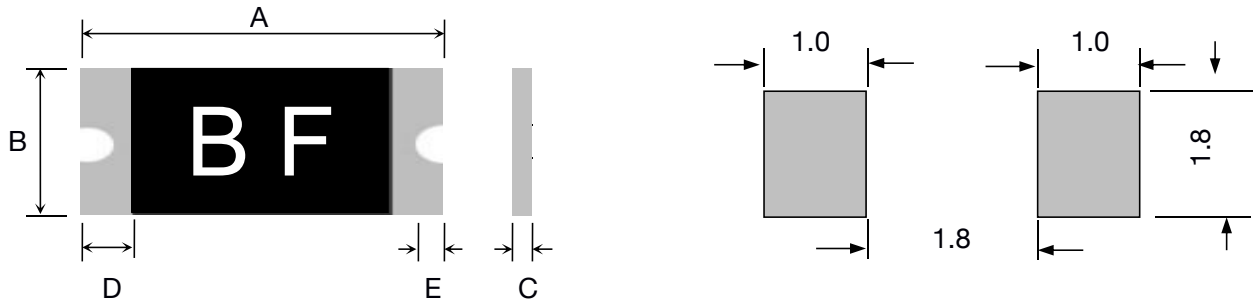
Note 1: All temperature refer to topside of the package, measured on the package body surface.

Note 2: If reflow temperatures exceed the recommended profile, devices may not meet the performance requirements.

➤ Environmental Specifications

Test	Conditions	Resistance change
Passive aging	+85°C, 1000 hrs.	±5% typical
Humidity aging	+85°C, 85% R.H. , 168 hours	±5% typical
Thermal shock	+85°C to -40°C, 20 times	±33% typical
Resistance to solvent	MIL-STD-202,Method 215	No change
Vibration	MIL-STD-202,Method 201	No change
Ambient operating conditions : - 40 °C to +85 °C		
Maximum surface temperature of the device in the tripped state is 125 °C		

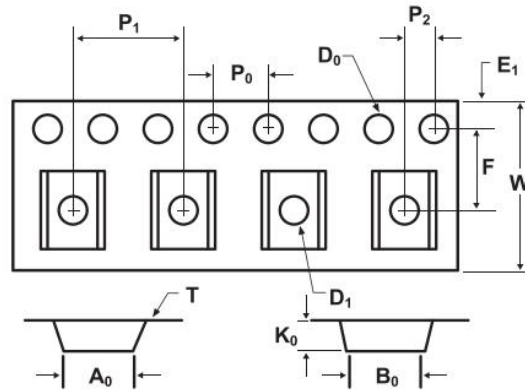
➤ Physical Dimensions & Recommended Pad Layout (mm)



Part Number	Marking	Quantity	A		B		C		D	E
			Min	Max	Min	Max	Min	Max	Min	Min
BSMD1206-005-30V	BZ	3500	3.00	3.60	1.50	1.90	0.60	1.20	0.15	0.10
BSMD1206-005-60V	BZ	3500	3.00	3.60	1.50	1.90	0.60	1.20	0.15	0.10
BSMD1206-010-30V	BN	3500	3.00	3.60	1.50	1.90	0.60	1.20	0.15	0.10
BSMD1206-010-60V	BN	3500	3.00	3.60	1.50	1.90	0.60	1.20	0.15	0.10
BSMD1206-012-60V	BN	3500	3.00	3.60	1.50	1.90	0.60	1.20	0.15	0.10
BSMD1206-016-33V	BT	3500	3.00	3.60	1.50	1.90	0.40	1.00	0.15	0.10
BSMD1206-020-24V	BA	3500	3.00	3.60	1.50	1.90	0.40	1.00	0.15	0.10
BSMD1206-020-30V	BA	3500	3.00	3.60	1.50	1.90	0.40	1.00	0.15	0.10
BSMD1206-020-33V	BA	3500	3.00	3.60	1.50	1.90	0.40	1.00	0.15	0.10
BSMD1206-025-16V	BA	3500	3.00	3.60	1.50	1.90	0.40	1.00	0.15	0.10
BSMD1206-025-24V	BA	3500	3.00	3.60	1.50	1.90	0.40	1.00	0.15	0.10
BSMD1206-025-30V	BA	3500	3.00	3.60	1.50	1.90	0.40	1.00	0.15	0.10
BSMD1206-025-33V	BA	3500	3.00	3.60	1.50	1.90	0.40	1.00	0.15	0.10
BSMD1206-035-6V	BB	3500	3.00	3.60	1.50	1.90	0.40	1.00	0.15	0.10
BSMD1206-035-16V	BB	3500	3.00	3.60	1.50	1.90	0.40	1.00	0.15	0.10
BSMD1206-035-30V	BB	3500	3.00	3.60	1.50	1.90	0.40	1.00	0.15	0.10
BSMD1206-035-33V	BB	3500	3.00	3.60	1.50	1.90	0.40	1.00	0.15	0.10
BSMD1206-050-6V	BF	3500	3.00	3.60	1.50	1.90	0.40	1.00	0.15	0.10
BSMD1206-050-13.2V	BF	3500	3.00	3.60	1.50	1.90	0.40	1.00	0.15	0.10
BSMD1206-050-16V	BF	3500	3.00	3.60	1.50	1.90	0.40	1.00	0.15	0.10
BSMD1206-050-24V	BF	3500	3.00	3.60	1.50	1.90	0.40	1.00	0.15	0.10
BSMD1206-050-30V	BF	3500	3.00	3.60	1.50	1.90	0.40	1.00	0.15	0.10
BSMD1206-075-6V	BG	3500	3.00	3.60	1.50	1.90	0.50	1.00	0.15	0.10
BSMD1206-075-13.2V	BG	3500	3.00	3.60	1.50	1.90	0.50	1.00	0.15	0.10
BSMD1206-075-16V	BG	3500	3.00	3.60	1.50	1.90	0.50	1.00	0.15	0.10
BSMD1206-075-24V	BG	3500	3.00	3.60	1.50	1.90	0.50	1.00	0.15	0.10
BSMD1206-075-30V	BG	3500	3.00	3.60	1.50	1.90	0.50	1.00	0.15	0.10
BSMD1206-100-6V	BH	3500	3.00	3.60	1.50	1.90	0.50	1.00	0.15	0.10

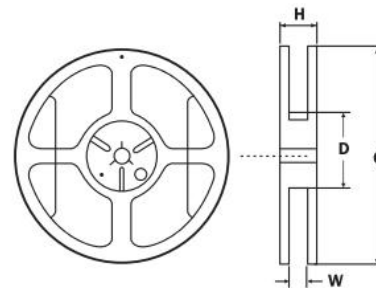
Part Number	Marking	Quantity	A		B		C		D	E
			Min	Max	Min	Max	Min	Max	Min	Min
BSMD1206-100-13.2V	BH	3500	3.00	3.60	1.50	1.90	0.50	1.00	0.15	0.10
BSMD1206-100-16V	BH	3500	3.00	3.60	1.50	1.90	0.50	1.00	0.15	0.10
BSMD1206-100-24V	BH	3500	3.00	3.60	1.50	1.90	0.50	1.00	0.15	0.10
BSMD1206-110-6V	BH	3500	3.00	3.60	1.50	1.90	0.50	1.00	0.15	0.10
BSMD1206-110-13.2V	BH	3500	3.00	3.60	1.50	1.90	0.50	1.00	0.15	0.10
BSMD1206-110-16V	BH	3500	3.00	3.60	1.50	1.90	0.50	1.00	0.15	0.10
BSMD1206-110-24V	BH	3500	3.00	3.60	1.50	1.90	0.50	1.00	0.15	0.10
BSMD1206-150-6V	BI	3500	3.00	3.60	1.50	1.90	0.50	1.00	0.15	0.10
BSMD1206-150-8V	BI	3500	3.00	3.60	1.50	1.90	0.50	1.00	0.15	0.10
BSMD1206-150-13.2V	BI	3500	3.00	3.60	1.50	1.90	0.80	1.60	0.15	0.10
BSMD1206-200-6V	BK	3500	3.00	3.60	1.50	1.90	0.70	1.30	0.15	0.10
BSMD1206-200-12V	BK	3500	3.00	3.60	1.50	1.90	0.70	1.30	0.15	0.10
BSMD1206-200-16V	BK	3500	3.00	3.60	1.50	1.90	0.70	1.60	0.15	0.10
BSMD1206-260-6V	BP	3500	3.00	3.60	1.50	1.90	1.00	1.60	0.15	0.10
BSMD1206-300-6V	BP	3500	3.00	3.60	1.50	1.90	1.00	1.60	0.15	0.10
BSMD1206-300-12V	BP	3500	3.00	3.60	1.50	1.90	1.00	1.60	0.15	0.10

➤ **Tape And Reel Specifications (mm)**



Governing Specifications	BSMD1206-005-30V~ BSMD1206-050-16V	BSMD1206-050-24V~ BSMD1206-075-33V	BSMD1206-100-6V~ BSMD1206-350-6V
W	8.0 ± 0.3	8.0 ± 0.3	8.0 ± 0.3
F	3.5 ± 0.05	3.5 ± 0.05	3.5 ± 0.05
E1	1.75 ± 0.1	1.75 ± 0.1	1.75 ± 0.1
D0	1.55 ± 0.05	1.55 ± 0.05	1.55 ± 0.05
D1	1.0 ± 0.1	1.0 ± 0.1	1.0 ± 0.1
P0	4.0 ± 0.1	4.0 ± 0.1	4.0 ± 0.1
P1	4.0 ± 0.1	4.0 ± 0.1	4.0 ± 0.1
P2	2.0 ± 0.05	2.0 ± 0.05	2.0 ± 0.05
A0	1.95 ± 0.1	1.95 ± 0.1	1.95 ± 0.1
B0	3.65 ± 0.1	3.65 ± 0.1	3.65 ± 0.1
T	0.2 ± 0.1	0.2 ± 0.1	0.2 ± 0.1
K0	0.74 ± 0.1	1.04 ± 0.1	1.35 ± 0.1
Leader _{min}	390	390	390
Trailer _{min}	160	160	160

Reel Dimensions	
C	φ178 ± 1.0
D	φ60.2 ± 0.5
H	11.0 ± 0.5
W	9.0 ± 1.5



➤ **Contact information**

SHENZHEN BHFUSE INDUSTRIAL CO., LTD

TEL: 0755-85259917 FAX: 0755-28704432

E-MAIL: sales@bhfuse.com

X-ON Electronics

Largest Supplier of Electrical and Electronic Components

Click to view similar products for [Resettable Fuses - PPTC category](#):

Click to view products by [BHFUSE manufacturer](#):

Other Similar products are found below :

[RF0077-000](#) [RF3256-000](#) [RF3281-000](#) [RF3301-000](#) [RF3344-000](#) [RF3350-000](#) [RF3382-000](#) [SMD125-2](#) [RF2171-000](#) [RF2531-000](#) [RF2873-000](#) [RF3060-000](#) [RF3288-000](#) [TR600-150Q-B-0.5-0.130](#) [RXE090](#) [5E4795/04-1502](#) [TRF250-080T-B-1.0-0.125](#) [SMD100-2](#) [NIS5452MT1TXG](#) [NIS5431MT1TXG](#) [SMD250-2](#) [0ZCM0001FF2G](#) [0ZCM0003FF2G](#) [0ZCM0004FF2G](#) [F95456-000](#) [RS30-090](#) [RS30-700](#) [RS30-800](#) [RS30-900](#) [RS60RB-005](#) [RS60RB-010](#) [RS60RB-020](#) [RS60RB-025](#) [RS60RB-050](#) [RS60RB-075](#) [RS60RB-160](#) [RS60SB-110](#) [RS60SB-135](#) [SB250-030](#) [SB250-040](#) [SB250-200](#) [SB250-600](#) [R60-375](#) [SMD1812K125SF16V](#) [SMD1812K200SF8V](#) [SMD1812K014SF60V](#) [K60X005](#) [K250R120](#) [0ZCH0110AF2E](#) [0603L001/60YR](#)