

## ➤ Features

- Size 0.12\*0.06 inch /3.2\*1.6 mm
- RoHS compliant, lead-free and halogen-free
- Fast response to fault current
- Low resistance
- Low profile
- Compatible with high temperature solders

## ➤ Applications

- Computer, Mobile phones, Multimedia
- Automotive, Industrial controls, Telephony and broadband
- Game machines, Portable electronics, Battery

## ➤ Electrical Characteristics (25°C)

| Part Number        | $I_{hold}$ | $I_{trip}$ | $V_{max}$          | $I_{max}$ | $P_d$ typ | Time to trip |       | $R_{min}$ | $R_{1max}$ |
|--------------------|------------|------------|--------------------|-----------|-----------|--------------|-------|-----------|------------|
|                    | (A)        | (A)        | (V <sub>dc</sub> ) | (A)       | (W)       | (A)          | (Sec) | (Ω)       | (Ω)        |
| BSMD1206-005-30V   | 0.05       | 0.15       | 30                 | 40        | 0.4       | 0.25         | 1.50  | 3.60      | 50.0       |
| BSMD1206-005-60V   | 0.05       | 0.15       | 60                 | 40        | 0.4       | 0.25         | 1.50  | 3.60      | 50.0       |
| BSMD1206-010-30V   | 0.10       | 0.25       | 30                 | 40        | 0.4       | 0.50         | 1.00  | 1.60      | 15.0       |
| BSMD1206-010-60V   | 0.10       | 0.25       | 60                 | 40        | 0.4       | 0.50         | 1.00  | 1.60      | 15.0       |
| BSMD1206-012-60V   | 0.12       | 0.29       | 60                 | 40        | 0.4       | 0.50         | 1.00  | 1.60      | 13.0       |
| BSMD1206-016-33V   | 0.16       | 0.37       | 33                 | 40        | 0.4       | 1.00         | 0.30  | 1.00      | 6.00       |
| BSMD1206-020-24V   | 0.20       | 0.46       | 24                 | 40        | 0.6       | 8.00         | 0.10  | 0.35      | 2.70       |
| BSMD1206-020-30V   | 0.20       | 0.46       | 30                 | 40        | 0.6       | 8.00         | 0.10  | 0.35      | 2.70       |
| BSMD1206-020-33V   | 0.20       | 0.46       | 33                 | 40        | 0.6       | 8.00         | 0.10  | 0.35      | 2.70       |
| BSMD1206-025-16V   | 0.25       | 0.50       | 16                 | 40        | 0.6       | 8.00         | 0.10  | 0.35      | 2.50       |
| BSMD1206-025-24V   | 0.25       | 0.50       | 24                 | 40        | 0.6       | 8.00         | 0.10  | 0.35      | 2.50       |
| BSMD1206-025-30V   | 0.25       | 0.50       | 30                 | 40        | 0.6       | 8.00         | 0.10  | 0.35      | 2.50       |
| BSMD1206-025-33V   | 0.25       | 0.50       | 33                 | 40        | 0.6       | 8.00         | 0.10  | 0.35      | 2.50       |
| BSMD1206-035-6V    | 0.35       | 0.75       | 6                  | 40        | 0.6       | 8.00         | 0.10  | 0.25      | 1.50       |
| BSMD1206-035-16V   | 0.35       | 0.75       | 16                 | 40        | 0.6       | 8.00         | 0.10  | 0.25      | 1.50       |
| BSMD1206-035-30V   | 0.35       | 0.75       | 30                 | 40        | 0.6       | 8.00         | 0.10  | 0.25      | 1.50       |
| BSMD1206-035-33V   | 0.35       | 0.75       | 33                 | 40        | 0.6       | 8.00         | 0.10  | 0.25      | 1.50       |
| BSMD1206-050-6V    | 0.50       | 1.00       | 6                  | 100       | 0.6       | 8.00         | 0.10  | 0.15      | 0.70       |
| BSMD1206-050-13.2V | 0.50       | 1.00       | 13.2               | 100       | 0.6       | 8.00         | 0.10  | 0.15      | 0.70       |

| Part Number        | $I_{hold}$ | $I_{trip}$ | $V_{max}$          | $I_{max}$ | $P_{d\ typ}$ | Time to trip |       | $R_{min}$    | $R_{1max}$   |
|--------------------|------------|------------|--------------------|-----------|--------------|--------------|-------|--------------|--------------|
|                    | (A)        | (A)        | (V <sub>dc</sub> ) | (A)       | (W)          | (A)          | (Sec) | ( $\Omega$ ) | ( $\Omega$ ) |
| BSMD1206-050-16V   | 0.50       | 1.00       | 16                 | 100       | 0.6          | 8.00         | 0.10  | 0.15         | 0.70         |
| BSMD1206-050-24V   | 0.50       | 1.00       | 24                 | 40        | 0.6          | 8.00         | 0.10  | 0.15         | 0.70         |
| BSMD1206-050-30V   | 0.50       | 1.00       | 30                 | 40        | 0.6          | 8.00         | 0.10  | 0.15         | 0.70         |
| BSMD1206-075-6V    | 0.75       | 1.50       | 6                  | 100       | 0.6          | 8.00         | 0.20  | 0.09         | 0.50         |
| BSMD1206-075-13.2V | 0.75       | 1.50       | 13.2               | 100       | 0.6          | 8.00         | 0.20  | 0.09         | 0.50         |
| BSMD1206-075-16V   | 0.75       | 1.50       | 16                 | 100       | 0.6          | 8.00         | 0.20  | 0.09         | 0.50         |
| BSMD1206-075-24V   | 0.75       | 1.50       | 24                 | 40        | 0.6          | 8.00         | 0.20  | 0.09         | 0.50         |
| BSMD1206-075-30V   | 0.75       | 1.50       | 30                 | 40        | 0.6          | 8.00         | 0.20  | 0.09         | 0.50         |
| BSMD1206-100-6V    | 1.00       | 1.80       | 6                  | 100       | 0.6          | 8.00         | 0.30  | 0.05         | 0.27         |
| BSMD1206-100-13.2V | 1.00       | 1.80       | 13.2               | 100       | 0.6          | 8.00         | 0.30  | 0.05         | 0.27         |
| BSMD1206-100-16V   | 1.00       | 1.80       | 16                 | 100       | 0.6          | 8.00         | 0.30  | 0.05         | 0.27         |
| BSMD1206-100-24V   | 1.00       | 1.80       | 24                 | 40        | 0.6          | 8.00         | 0.30  | 0.05         | 0.27         |
| BSMD1206-110-6V    | 1.10       | 2.20       | 6                  | 100       | 0.6          | 8.00         | 0.30  | 0.04         | 0.25         |
| BSMD1206-110-13.2V | 1.10       | 2.20       | 13.2               | 100       | 0.6          | 8.00         | 0.30  | 0.04         | 0.25         |
| BSMD1206-110-16V   | 1.10       | 2.20       | 16                 | 100       | 0.6          | 8.00         | 0.30  | 0.04         | 0.25         |
| BSMD1206-110-24V   | 1.10       | 2.20       | 24                 | 40        | 0.6          | 8.00         | 0.30  | 0.04         | 0.25         |
| BSMD1206-150-6V    | 1.50       | 3.00       | 6                  | 100       | 0.8          | 8.00         | 0.30  | 0.025        | 0.130        |
| BSMD1206-150-8V    | 1.50       | 3.00       | 8                  | 100       | 0.8          | 8.00         | 0.30  | 0.025        | 0.130        |
| BSMD1206-150-12V   | 1.50       | 3.00       | 12                 | 40        | 0.8          | 8.00         | 0.30  | 0.025        | 0.130        |
| BSMD1206-150-13.2V | 1.50       | 3.00       | 13.2               | 40        | 0.8          | 8.00         | 0.30  | 0.025        | 0.130        |
| BSMD1206-150-16V   | 1.50       | 3.00       | 16                 | 40        | 0.8          | 8.00         | 0.30  | 0.025        | 0.130        |
| BSMD1206-200-6V    | 2.00       | 3.50       | 6                  | 100       | 0.8          | 8.00         | 1.50  | 0.015        | 0.080        |
| BSMD1206-200-12V   | 2.00       | 3.50       | 12                 | 100       | 0.8          | 8.00         | 1.50  | 0.015        | 0.080        |
| BSMD1206-200-16V   | 2.00       | 3.50       | 16                 | 40        | 0.8          | 8.00         | 1.50  | 0.015        | 0.080        |
| BSMD1206-260-6V    | 2.60       | 5.20       | 6                  | 100       | 0.8          | 8.00         | 2.00  | 0.010        | 0.060        |
| BSMD1206-300-6V    | 3.00       | 6.00       | 6                  | 100       | 1.0          | 8.00         | 4.00  | 0.010        | 0.050        |
| BSMD1206-300-12V   | 3.00       | 6.00       | 12                 | 100       | 1.0          | 8.00         | 4.00  | 0.010        | 0.050        |

## ➤ Vocabulary

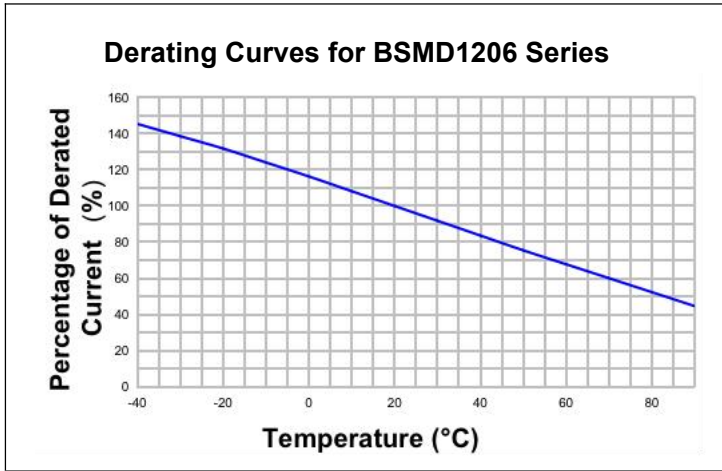
- $I_{\text{hold}}$  = Hold current: maximum current device will pass without tripping in 25°C still air.
- $I_{\text{trip}}$  = Trip current: minimum current at which the device will trip in 25°C still air.
- $V_{\text{max}}$  = Maximum voltage device can withstand without damage at rated current ( $I_{\text{max}}$ ).
- $I_{\text{max}}$  = Maximum fault current device can withstand without damage at rated voltage ( $V_{\text{max}}$ ).
- $P_{\text{d typ.}}$  = Typical power dissipated from device when in the tripped state at 25°C still air.
- $R_{\text{min}}$  = Minimum resistance of device in initial (un-soldered) state.
- $R_{\text{Lmax}}$  = Maximum resistance of device at 25°C measured one hour after tripping or reflow soldering of 260°C for 20 sec.

**Caution:** Operation beyond the specified ratings may result in damage and possible arcing and flame.

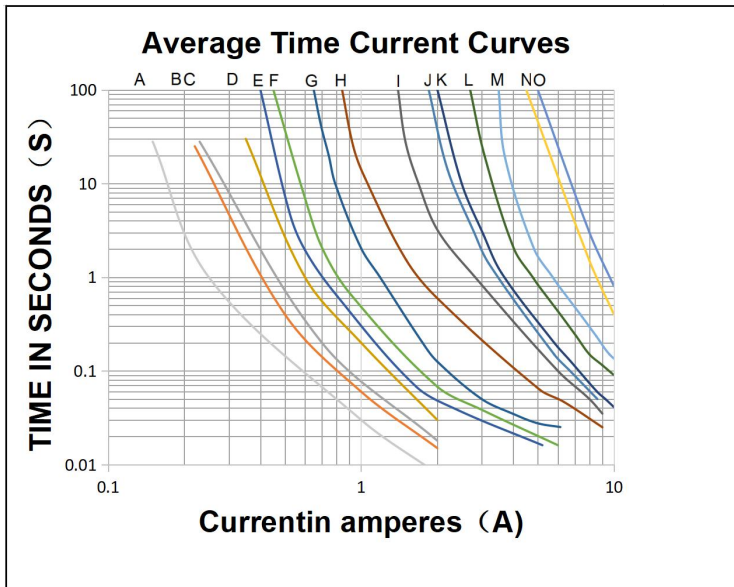
## ➤ Warning

- Users shall independently assess the suitability of these devices for each of their applications.
- Operation of these devices beyond the stated maximum ratings could result in damage to the devices and lead to electrical arcing and/or fire.
- These devices are intended to protect against the effects of temporary over-current or over-temperature conditions and are not intended to perform as protective devices where such conditions are expected to be repetitive or prolonged in duration.
- Exposure to silicon-based oils, solvents, electrolytes, acids, and similar materials can adversely affect the prolonged of these PPTC devices.
- These devices undergo thermal expansion under fault conditions, and thus shall be provided with adequate space and be protected against mechanical stresses.
- Circuits with inductance may generate a voltage ( $L di/dt$ ) above the rated voltage of the PPTC device.

➤ Thermal Derating Curve



➤ Average Time-Current Curve



- A=BSMD1206-005
- B=BSMD1206-010
- C=BSMD1206-012
- D=BSMD1206-016
- E=BSMD1206-020
- F=BSMD1206-025
- G=BSMD1206-035
- H=BSMD1206-050
- I=BSMD1206-075
- J=BSMD1206-100
- K=BSMD1206-110
- L=BSMD1206-150
- M=BSMD1206-200
- N=BSMD1206-260
- O=BSMD1206-300

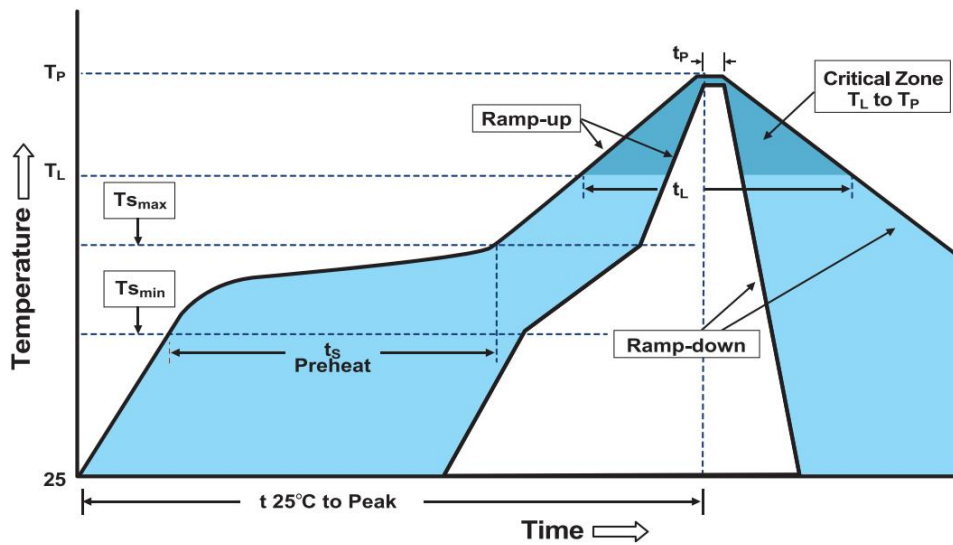
### ➤ Thermal Derating Chart

| Part Number  | Ambient operating temperature hold current( $I_{hold}$ ) |       |       |       |       |       |       |       |       |
|--------------|--|-------|-------|-------|-------|-------|-------|-------|-------|
|              | -40°C  | -20°C | 0°C   | 25°C  | 40°C  | 50°C  | 60°C  | 70°C  | 85°C  |
| BSMD1206-005 | 0.074  | 0.066 | 0.056 | 0.050 | 0.042 | 0.037 | 0.035 | 0.030 | 0.027 |
| BSMD1206-010 | 0.148  | 0.132 | 0.116 | 0.100 | 0.085 | 0.075 | 0.070 | 0.060 | 0.055 |
| BSMD1206-012 | 0.18   | 0.16  | 0.14  | 0.12  | 0.10  | 0.09  | 0.08  | 0.07  | 0.06  |
| BSMD1206-016 | 0.24   | 0.21  | 0.18  | 0.16  | 0.14  | 0.13  | 0.12  | 0.11  | 0.10  |
| BSMD1206-020 | 0.30   | 0.26  | 0.23  | 0.20  | 0.17  | 0.15  | 0.14  | 0.12  | 0.11  |
| BSMD1206-025 | 0.37   | 0.33  | 0.29  | 0.25  | 0.22  | 0.20  | 0.17  | 0.15  | 0.12  |
| BSMD1206-035 | 0.50   | 0.45  | 0.40  | 0.35  | 0.30  | 0.27  | 0.24  | 0.21  | 0.15  |
| BSMD1206-050 | 0.71   | 0.64  | 0.57  | 0.50  | 0.42  | 0.39  | 0.35  | 0.31  | 0.25  |
| BSMD1206-075 | 1.14   | 1.01  | 0.88  | 0.75  | 0.65  | 0.59  | 0.54  | 0.49  | 0.41  |
| BSMD1206-100 | 1.45   | 1.31  | 1.15  | 1.00  | 0.84  | 0.77  | 0.69  | 0.61  | 0.48  |
| BSMD1206-110 | 1.60   | 1.45  | 1.30  | 1.10  | 0.95  | 0.80  | 0.72  | 0.66  | 0.55  |
| BSMD1206-150 | 2.18   | 1.94  | 1.72  | 1.50  | 1.28  | 1.17  | 1.06  | 0.96  | 0.77  |
| BSMD1206-200 | 2.88   | 2.63  | 2.34  | 2.00  | 1.74  | 1.58  | 1.42  | 1.17  | 0.93  |
| BSMD1206-260 | 3.43   | 3.22  | 2.93  | 2.60  | 2.23  | 2.03  | 1.87  | 1.57  | 1.35  |
| BSMD1206-300 | 4.05   | 3.66  | 3.36  | 3.00  | 2.50  | 2.28  | 2.00  | 1.62  | 1.38  |

### ➤ Environmental Specifications

| Test   | Conditions                  | Resistance change |
|--|-----------------------------|-------------------|
| Passive aging  | +85°C, 1000 hrs.            | ±5% typical       |
| Humidity aging   | +85°C, 85% R.H. , 168 hours | ±5% typical       |
| Thermal shock  | +85°C to -40°C, 20 times    | ±33% typical      |
| Resistance to solvent  | MIL-STD-202,Method 215      | No change         |
| Vibration  | MIL-STD-202,Method 201      | No change         |
| Ambient operating conditions : - 40 °C to +85 °C                         |                             |                   |
| Maximum surface temperature of the device in the tripped state is 125 °C |                             |                   |

➤ Soldering Parameters



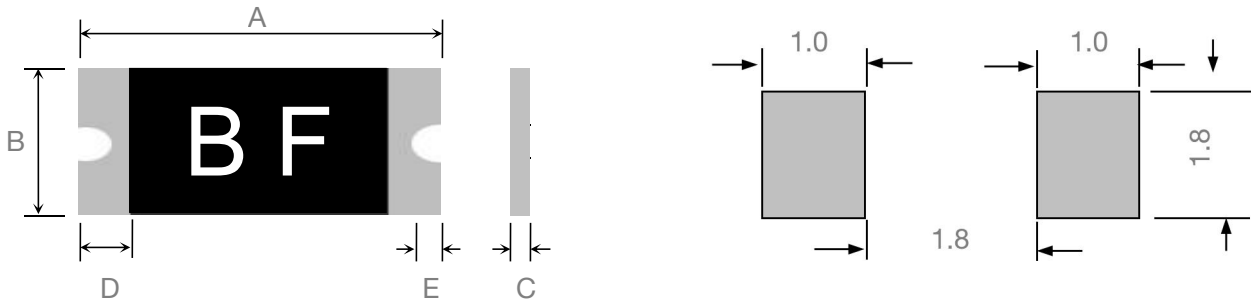
| Profile Feature                             | Pb-Free Assembly    |
|---|---------------------|
| Average Ramp-Up Rate( $T_{smax}$ to $T_p$ ) | 3°C/second max      |
| Preheat                                     |                     |
| -Temperature Min( $T_{smin}$ )              | 150°C               |
| -Temperature Max( $T_{smax}$ )              | 200°C               |
| -Time( $T_{smin}$ to $T_{smax}$ )           | 60~180 seconds      |
| Time maintained above:                      |                     |
| -Temperature( $T_L$ )                       | 217°C               |
| -Time( $t_L$ )                              | 60~150 seconds      |
| Peak Temperature( $T_p$ )                   | 260°C               |
| Ramp-Down Rate                              | 6°C/second max      |
| Time 25°C to Peak Temperature               | 8 minutes max       |
| Storage Condition                           | 0°C~30°C, 30%-60%RH |

- Recommended reflow methods: IR, vapor phase oven, hot air oven, N<sub>2</sub> environment for lead-free.
- Recommended maximum paste thickness is 0.25mm.
- Devices can be cleaned using standard industry methods and solvents.

**Note 1:** All temperature refer to topside of the package, measured on the package body surface.

**Note 2:** If reflow temperatures exceed the recommended profile, devices may not meet the performance requirements.

➤ Physical Dimensions & Recommended Pad Layout (mm)

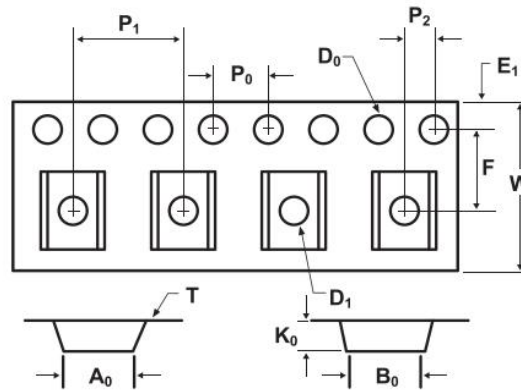


| Part Number        | Marking | Quantity | A    |      | B    |      | C    |      | D    | E    |
|--------------------|---------|----------|------|------|------|------|------|------|------|------|
|                    |         |          | Min  | Max  | Min  | Max  | Min  | Max  | Min  | Min  |
| BSMD1206-005-30V   | BZ      | 3500     | 3.00 | 3.60 | 1.50 | 1.90 | 0.60 | 1.20 | 0.15 | 0.10 |
| BSMD1206-005-60V   | BZ      | 3500     | 3.00 | 3.60 | 1.50 | 1.90 | 0.60 | 1.20 | 0.15 | 0.10 |
| BSMD1206-010-30V   | BN      | 3500     | 3.00 | 3.60 | 1.50 | 1.90 | 0.60 | 1.20 | 0.15 | 0.10 |
| BSMD1206-010-60V   | BN      | 3500     | 3.00 | 3.60 | 1.50 | 1.90 | 0.60 | 1.20 | 0.15 | 0.10 |
| BSMD1206-012-60V   | BN      | 3500     | 3.00 | 3.60 | 1.50 | 1.90 | 0.60 | 1.20 | 0.15 | 0.10 |
| BSMD1206-016-33V   | BT      | 3500     | 3.00 | 3.60 | 1.50 | 1.90 | 0.40 | 1.00 | 0.15 | 0.10 |
| BSMD1206-020-24V   | BA      | 3500     | 3.00 | 3.60 | 1.50 | 1.90 | 0.40 | 1.00 | 0.15 | 0.10 |
| BSMD1206-020-30V   | BA      | 3500     | 3.00 | 3.60 | 1.50 | 1.90 | 0.40 | 1.00 | 0.15 | 0.10 |
| BSMD1206-020-33V   | BA      | 3500     | 3.00 | 3.60 | 1.50 | 1.90 | 0.40 | 1.00 | 0.15 | 0.10 |
| BSMD1206-025-16V   | BA      | 3500     | 3.00 | 3.60 | 1.50 | 1.90 | 0.40 | 1.00 | 0.15 | 0.10 |
| BSMD1206-025-24V   | BA      | 3500     | 3.00 | 3.60 | 1.50 | 1.90 | 0.40 | 1.00 | 0.15 | 0.10 |
| BSMD1206-025-30V   | BA      | 3500     | 3.00 | 3.60 | 1.50 | 1.90 | 0.40 | 1.00 | 0.15 | 0.10 |
| BSMD1206-025-33V   | BA      | 3500     | 3.00 | 3.60 | 1.50 | 1.90 | 0.40 | 1.00 | 0.15 | 0.10 |
| BSMD1206-035-6V    | BB      | 3500     | 3.00 | 3.60 | 1.50 | 1.90 | 0.40 | 1.00 | 0.15 | 0.10 |
| BSMD1206-035-16V   | BB      | 3500     | 3.00 | 3.60 | 1.50 | 1.90 | 0.40 | 1.00 | 0.15 | 0.10 |
| BSMD1206-035-30V   | BB      | 3500     | 3.00 | 3.60 | 1.50 | 1.90 | 0.40 | 1.00 | 0.15 | 0.10 |
| BSMD1206-035-33V   | BB      | 3500     | 3.00 | 3.60 | 1.50 | 1.90 | 0.40 | 1.00 | 0.15 | 0.10 |
| BSMD1206-050-6V    | BF      | 3500     | 3.00 | 3.60 | 1.50 | 1.90 | 0.40 | 1.00 | 0.15 | 0.10 |
| BSMD1206-050-13.2V | BF      | 3500     | 3.00 | 3.60 | 1.50 | 1.90 | 0.40 | 1.00 | 0.15 | 0.10 |
| BSMD1206-050-16V   | BF      | 3500     | 3.00 | 3.60 | 1.50 | 1.90 | 0.40 | 1.00 | 0.15 | 0.10 |
| BSMD1206-050-24V   | BF      | 3500     | 3.00 | 3.60 | 1.50 | 1.90 | 0.40 | 1.00 | 0.15 | 0.10 |
| BSMD1206-050-30V   | BF      | 3500     | 3.00 | 3.60 | 1.50 | 1.90 | 0.40 | 1.00 | 0.15 | 0.10 |
| BSMD1206-075-6V    | BG      | 3500     | 3.00 | 3.60 | 1.50 | 1.90 | 0.50 | 1.00 | 0.15 | 0.10 |
| BSMD1206-075-13.2V | BG      | 3500     | 3.00 | 3.60 | 1.50 | 1.90 | 0.50 | 1.00 | 0.15 | 0.10 |
| BSMD1206-075-16V   | BG      | 3500     | 3.00 | 3.60 | 1.50 | 1.90 | 0.50 | 1.00 | 0.15 | 0.10 |
| BSMD1206-075-24V   | BG      | 3500     | 3.00 | 3.60 | 1.50 | 1.90 | 0.50 | 1.00 | 0.15 | 0.10 |
| BSMD1206-075-30V   | BG      | 3500     | 3.00 | 3.60 | 1.50 | 1.90 | 0.50 | 1.00 | 0.15 | 0.10 |

| Part Number        | Marking | Quantity | A    |      | B    |      | C    |      | D    | E    |
|--------------------|---------|----------|------|------|------|------|------|------|------|------|
|                    |         |          | Min  | Max  | Min  | Max  | Min  | Max  | Min  | Min  |
| BSMD1206-100-6V    | BH      | 3500     | 3.00 | 3.60 | 1.50 | 1.90 | 0.50 | 1.40 | 0.15 | 0.10 |
| BSMD1206-100-13.2V | BH      | 3500     | 3.00 | 3.60 | 1.50 | 1.90 | 0.50 | 1.40 | 0.15 | 0.10 |
| BSMD1206-100-16V   | BH      | 3500     | 3.00 | 3.60 | 1.50 | 1.90 | 0.50 | 1.40 | 0.15 | 0.10 |
| BSMD1206-100-24V   | BH      | 3500     | 3.00 | 3.60 | 1.50 | 1.90 | 0.50 | 1.40 | 0.15 | 0.10 |
| BSMD1206-110-6V    | BH      | 3500     | 3.00 | 3.60 | 1.50 | 1.90 | 0.50 | 1.40 | 0.15 | 0.10 |
| BSMD1206-110-13.2V | BH      | 3500     | 3.00 | 3.60 | 1.50 | 1.90 | 0.50 | 1.40 | 0.15 | 0.10 |
| BSMD1206-110-16V   | BH      | 3500     | 3.00 | 3.60 | 1.50 | 1.90 | 0.50 | 1.40 | 0.15 | 0.10 |
| BSMD1206-110-24V   | BH      | 3500     | 3.00 | 3.60 | 1.50 | 1.90 | 0.50 | 1.40 | 0.15 | 0.10 |
| BSMD1206-150-6V    | BI      | 3500     | 3.00 | 3.60 | 1.50 | 1.90 | 0.50 | 1.60 | 0.15 | 0.10 |
| BSMD1206-150-8V    | BI      | 3500     | 3.00 | 3.60 | 1.50 | 1.90 | 0.50 | 1.60 | 0.15 | 0.10 |
| BSMD1206-150-12V   | BI      | 3500     | 3.00 | 3.60 | 1.50 | 1.90 | 0.80 | 1.60 | 0.15 | 0.10 |
| BSMD1206-150-13.2V | BI      | 3500     | 3.00 | 3.60 | 1.50 | 1.90 | 0.80 | 1.60 | 0.15 | 0.10 |
| BSMD1206-150-16V   | BI      | 3500     | 3.00 | 3.60 | 1.50 | 1.90 | 0.80 | 1.60 | 0.15 | 0.10 |
| BSMD1206-200-6V    | BK      | 3500     | 3.00 | 3.60 | 1.50 | 1.90 | 0.70 | 1.60 | 0.15 | 0.10 |
| BSMD1206-200-12V   | BK      | 3500     | 3.00 | 3.60 | 1.50 | 1.90 | 0.70 | 1.60 | 0.15 | 0.10 |
| BSMD1206-200-16V   | BK      | 3500     | 3.00 | 3.60 | 1.50 | 1.90 | 0.70 | 1.60 | 0.15 | 0.10 |
| BSMD1206-260-6V    | BP      | 3500     | 3.00 | 3.60 | 1.50 | 1.90 | 1.00 | 1.60 | 0.15 | 0.10 |
| BSMD1206-300-6V    | BP      | 3500     | 3.00 | 3.60 | 1.50 | 1.90 | 1.00 | 1.60 | 0.15 | 0.10 |
| BSMD1206-300-12V   | BP      | 3500     | 3.00 | 3.60 | 1.50 | 1.90 | 1.00 | 1.60 | 0.15 | 0.10 |

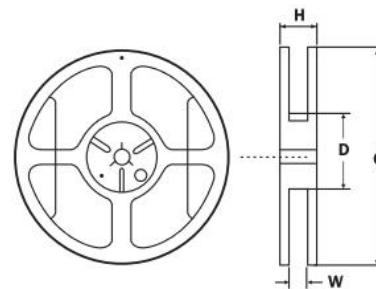


➤ Tape And Reel Specifications (mm)



| Governing Specifications | BSMD1206-005-30V~<br>BSMD1206-050-16V | BSMD1206-050-24V~<br>BSMD1206-075-30V | BSMD1206-100-6V~<br>BSMD1206-300-6V |
|--------------------------|---------------------------------------|---------------------------------------|-------------------------------------|
| W                        | 8.0 ± 0.3                             | 8.0 ± 0.3                             | 8.0 ± 0.3                           |
| F                        | 3.5 ± 0.05                            | 3.5 ± 0.05                            | 3.5 ± 0.05                          |
| E <sub>1</sub>           | 1.75 ± 0.1                            | 1.75 ± 0.1                            | 1.75 ± 0.1                          |
| D <sub>0</sub>           | 1.55 ± 0.05                           | 1.55 ± 0.05                           | 1.55 ± 0.05                         |
| D <sub>1</sub>           | 1.0 ± 0.1                             | 1.0 ± 0.1                             | 1.0 ± 0.1                           |
| P <sub>0</sub>           | 4.0 ± 0.1                             | 4.0 ± 0.1                             | 4.0 ± 0.1                           |
| P <sub>1</sub>           | 4.0 ± 0.1                             | 4.0 ± 0.1                             | 4.0 ± 0.1                           |
| P <sub>2</sub>           | 2.0 ± 0.05                            | 2.0 ± 0.05                            | 2.0 ± 0.05                          |
| A <sub>0</sub>           | 1.95 ± 0.1                            | 1.95 ± 0.1                            | 1.95 ± 0.1                          |
| B <sub>0</sub>           | 3.65 ± 0.1                            | 3.65 ± 0.1                            | 3.65 ± 0.1                          |
| T                        | 0.2 ± 0.1                             | 0.2 ± 0.1                             | 0.2 ± 0.1                           |
| K <sub>0</sub>           | 0.74 ± 0.1                            | 1.04 ± 0.1                            | 1.35 ± 0.1                          |
| Leader <sub>min</sub>    | 390                                   | 390                                   | 390                                 |
| Trailer <sub>min</sub>   | 160                                   | 160                                   | 160                                 |

| Reel Dimensions |             |
|-----------------|-------------|
| C               | φ178 ± 1.0  |
| D               | φ60.2 ± 0.5 |
| H               | 11.0 ± 0.5  |
| W               | 9.0 ± 1.5   |



➤ Contact information

SHENZHEN BHFUSE INDUSTRIAL CO., LTD  
 TEL: 0755-85259917 FAX: 0755-28704432  
 E-MAIL: sales@bhfuse.com

## X-ON Electronics

Largest Supplier of Electrical and Electronic Components

*Click to view similar products for [Resettable Fuses - PPTC category](#):*

*Click to view products by [BHFUSE manufacturer](#):*

Other Similar products are found below :

[RF0077-000](#) [RF2534-000](#) [RF3256-000](#) [RF3281-000](#) [RF3301-000](#) [RF3344-000](#) [RF3382-000](#) [SMD125-2](#) [RF2171-000](#) [RF2531-000](#) [RF2873-000](#) [RF3060-000](#) [TR600-150Q-B-0.5-0.130](#) [RXE090](#) [5E4795/04-1502](#) [TRF250-080T-B-1.0-0.125](#) [SMD100-2](#) [NIS5452MT1TXG](#) [NIS5431MT1TXG](#) [SMD250-2](#) [0ZCM0001FF2G](#) [0ZCM0003FF2G](#) [0ZCM0004FF2G](#) [BK60-017-DZ-E0.6](#) [F95456-000](#) [LVR100S](#) [RS30-090](#) [RS30-600](#) [RS30-700](#) [RS30-800](#) [RS30-900](#) [RS60RB-005](#) [RS60RB-010](#) [RS60RB-020](#) [RS60RB-025](#) [RS60RB-050](#) [RS60RB-075](#) [RS60RB-160](#) [SMD1206-300C-12V](#) [SB250-145](#) [SB250-030](#) [SB250-040](#) [SB250-200](#) [SB250-600](#) [SMD0805-005-24V](#) [SMD0805-050-16V](#) [SMD1210-005-60V](#) [SMD0805-005](#) [R60-375](#) [SMD0805K110SF6V](#)