



Ü

TI

SI IP40

SI IP67

Bajonett

PP IP67

M9 IP40

M9 IP67

SI IP67

Bajonett

PP IP67

M16 IP40

M16 IP67

M23

Bajonett

M25

RD24

RD30

M5

M8

M12-A

VL

M12 PP

Verteiler

M12-B

M12-D

M12-US

M18

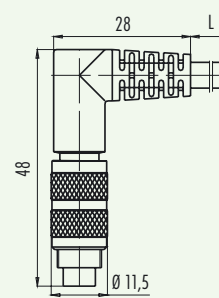
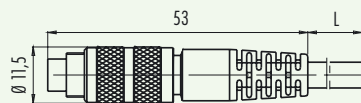
7/8"

BFA

BF-B

BF-C

R

binder**M9 IP67****Subminiatursteckverbinder Serie 702**
Subminiature connectors series 702**Bezeichnung**
DescriptionKabelstecker umspritzt
*Male cable connector, moulded*Winkelstecker umspritzt
*Male angled connector, moulded***Abbildung**
Figure**Maßzeichnung**
Drawing**Bestell-Nr.**
Ordering-No.

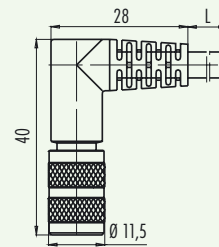
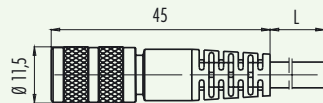
Polzahl Contacts	Kabellänge 2m Cable length 2m	Kabellänge 5m Cable length 5m	Polzahl Contacts	Kabellänge 2m Cable length 2m	Kabellänge 5m Cable length 5m
2	79-1401-12-02	79-1401-15-02	2	79-1401-72-02	79-1401-75-02
3	79-1405-12-03	79-1405-15-03	3	79-1405-72-03	79-1405-75-03
4	79-1409-12-04	79-1409-15-04	4	79-1409-72-04	79-1409-75-04
5	79-1413-12-05	79-1413-15-05	5	79-1413-72-05	79-1413-75-05
7	79-1421-12-07	79-1421-15-07	7	79-1421-72-07	79-1421-75-07
8	79-1425-12-08	79-1425-15-08	8	79-1425-72-08	79-1425-75-08

Technische Daten
Specifications

Polzahl	2	3	4	5	7	8	Number of contacts
Steckverbinder Verriegelung	schrauben/screw						Connector locking system
Anschlussart	umspritzt am Kabel/moulded on cable						Termination
Anschlussquerschnitt	0,25 mm ² (AWG 24)			0,14 mm ² (AWG 26)			Wire gauge
Kabeldurchlass	-						Cable outlet
Schutzart	IP67						Degree of protection
Mechanische Lebensdauer	> 500 Steckzyklen/> 500 mating cycles						Mechanical operation
Obere Grenztemperatur	+ 70 °C						Upper temperature
Untere Grenztemperatur	- 25 °C						Lower temperature
Bemessungsspannung	125 V						Rated voltage
Bemessungsstoßspannung	1500 V						Rated impulse voltage
Verschmutzungsgrad	I						Pollution degree
Überspannungskategorie	II						Overvoltage categorie
Isolierstoffgruppe	III						Material group
Bemessungsstrom (40°C)	4 A		3 A		1 A		Rated current (40 °C)
Durchgangswiderstand	≤ 3 mΩ						Contact resistance
Material Kontakt	CuZn (Messing/brass)						Material of contact
Kontaktoberfläche	Au (Gold/gold)						Contact plating
Material Kontaktkörper	PBT (UL 94 V-0)						Material of contact body
Material Gehäuse	PUR						Material of housing

11 M9 IP67

Subminiatursteckverbinder Serie 702
Subminiature connectors series 702
Bezeichnung
Description
Kabeldose umspritzt
Female cable connector, moulded
Winkeldose umspritzt
Female angled connector, moulded
Abbildung
Figure

Maßzeichnung
Drawing

Bestell-Nr.
Ordering-No.

Polzahl Contacts	Kabellänge 2m Cable length 2m	Kabellänge 5m Cable length 5m
2	79-1402-12-02	79-1402-15-02
3	79-1406-12-03	79-1406-15-03
4	79-1410-12-04	79-1410-15-04
5	79-1414-12-05	79-1414-15-05
7	79-1422-12-07	79-1422-15-07
8	79-1426-12-08	79-1426-15-08

Polzahl Contacts	Kabellänge 2m Cable length 2m	Kabellänge 5m Cable length 5m
2	79-1402-72-02	79-1402-75-02
3	79-1406-72-03	79-1406-75-03
4	79-1410-72-04	79-1410-75-04
5	79-1414-72-05	79-1414-75-05
7	79-1422-72-07	79-1422-75-07
8	79-1426-72-08	79-1426-75-08

Technische Daten
Specifications

	2	3	4	5	7	8	
Polzahl	2	3	4	5	7	8	Number of contacts
Steckverbinder Verriegelung	schrauben/screw						Connector locking system
Anschlussart	umspritzt am Kabel/moulded on cable						Termination
Anschlussquerschnitt	0,25 mm ² (AWG 24)			0,14 mm ² (AWG 26)			Wire gauge
Kabeldurchlass	-						Cable outlet
Schutzart	IP67						Degree of protection
Mechanische Lebensdauer	> 500 Steckzyklen/> 500 mating cycles						Mechanical operation
Obere Grenztemperatur	+ 70 °C						Upper temperature
Untere Grenztemperatur	- 25 °C						Lower temperature
Bemessungsspannung	125 V						Rated voltage
Bemessungsstoßspannung	1500 V						Rated impulse voltage
Verschmutzungsgrad	I						Pollution degree
Überspannungskategorie	II						Overvoltage category
Isolierstoffgruppe	III						Material group
Bemessungsstrom (40°C)	4 A		3 A		1 A		Rated current (40 °C)
Durchgangswiderstand	≤ 3 mΩ						Contact resistance
Material Kontakt	CuSn (Bronze/bronze)						Material of contact
Kontaktoberfläche	Au (Gold/gold)						Contact plating
Material Kontaktkörper	PBT (UL 94 V-0)						Material of contact body
Material Gehäuse	PUR						Material of housing

- ü
- TI
- SI IP40
- SI IP67
- Bojoneht
- PP IP67
- M9 IP40
- M9 IP67
- SI IP67
- Bojoneht
- PP IP67
- M16 IP40
- M16 IP67
- M23
- Bojoneht
- M25
- RD24
- RD30
- M5
- M8
- M12-A
- VL
- M12 PP
- Verteiler
- M12-B
- M12-D
- M12-US
- M18
- 7/8"
- BFA
- BF-B
- BF-C
- R



Ü

TI

SI IP40

SI IP67

Bajonett

PP IP67

M9 IP40

M9 IP67

SI IP67

Bajonett

PP IP67

M16 IP40

M16 IP67

M23

Bajonett

M25

RD24

RD30

M5

M8

M12-A

VL

M12-PP

Verteiler

M12-B

M12-D

M12-US

M18

7/8"

BF-A

BF-B

BF-C

R



M9 IP67

Subminiatursteckverbinder Serie 702 Subminiature connectors series 702

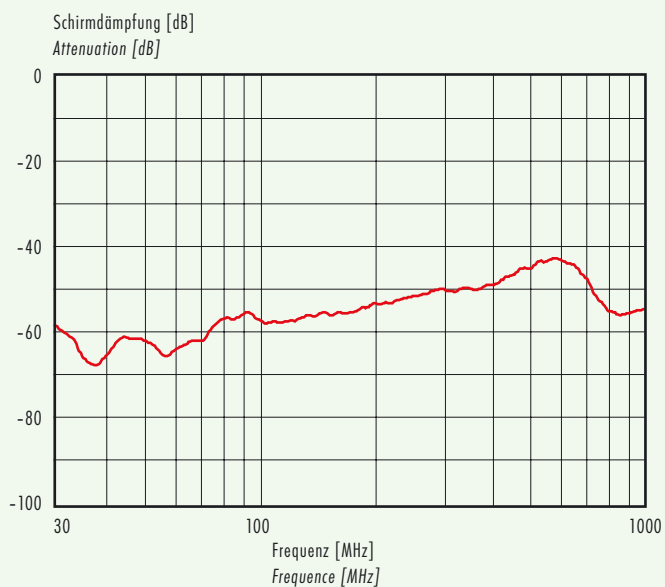
Technische Daten Kabel Specifications of cable

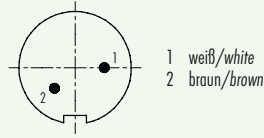
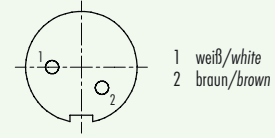
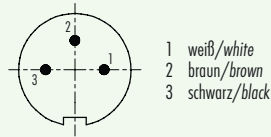
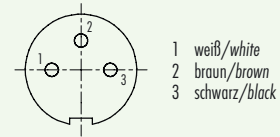
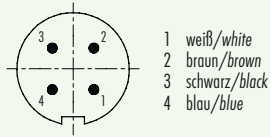
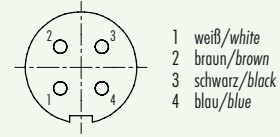
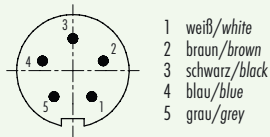
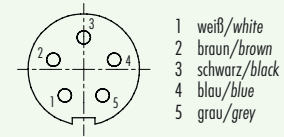
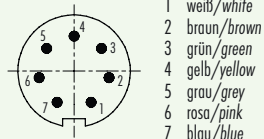
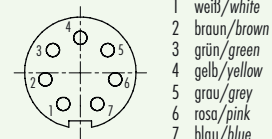
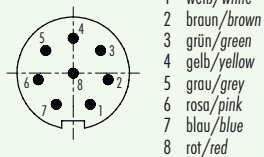
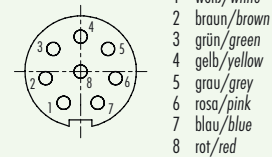
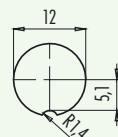
Polzahl	2-5	7+8	Contacts
Querschnitt mm ² 1)	5 x 0,25	8 x 0,14	Wire gauge mm ² 1)
Material Mantel	PUR		Material jacket
Isolation Litze	PVC		Insulation wire
Litzenaufbau (mm)	14 x 0,15	18 x 0,1	Design of wire (mm)
Kabelmantel (mm)	5,3 ^{+0,2}		Cable jacket (mm)
Leiterwiderstand	< 75 Ω/Km		Resistance of wire
Temperaturbereich (Kabel bewegt)	- 5 °C / + 70 °C		Temperature range (cable in move)
Temperaturbereich (Kabel fest)	- 20 °C / + 70 °C		Temperature range (cable not in move)
Biegeradius (Kabel bewegt)	min. 80 mm		Bending radius (cable in move)
Biegeradius (Kabel fest)	min. 53 mm		Bending radius (cable not in move)
Zulassung	-		Approval

Kennlinien Ratings

Schirmdämpfungskurve nach DIN 47 250-6
für Kabelstecker, gerade Ausführung
(Kabeltyp IEEE 802.3)

Attenuation curve according to DIN 47 250-6
for straight male cable connectors
(cable version IEEE 802.3)



Subminiatursteckverbinder Serie 702
Subminiature connectors series 702
Polbilder
Contact arrangements
Stifteinsatz (Steckseite)
Male insert (mating side)
Buchseinsatz (Steckseite)
Female insert (mating side)
2 pol
2 contacts

2 pol
2 contacts

3 pol
3 contacts

3 pol
3 contacts

4 pol
4 contacts

4 pol
4 contacts

5 pol
5 contacts

5 pol
5 contacts

7 pol
7 contacts

7 pol
7 contacts

8 pol
8 contacts

8 pol
8 contacts

Montageausschnitt
Panel cut out


- ü
- TI
- SI IP40
- SI IP67
- Bajonet
- PP IP67
- PP IP40
- M9 IP67
- M9 IP67
- SI IP67
- Bajonet
- PP IP67
- PP IP40
- M16 IP67
- M16 IP40
- M23
- Bajonet
- M25
- RD24
- RD30
- M5
- M8
- M12-A
- VL
- M12 PP
- Verteiler
- M12-B
- M12-D
- M12-US
- M18
- 7/8"
- BF-A
- BF-B
- BF-C
- R

X-ON Electronics

Largest Supplier of Electrical and Electronic Components

Click to view similar products for [binder manufacturer](#):

Other Similar products are found below :

[16-8085-001](#) [16-8100-000](#) [16-8090-000](#) [16-8093-000](#) [09 0330 00 12](#) [09 0153 70 08](#) [09 0305 00 03](#) [09 0337 00 16](#) [09 0477 00 07](#) [09 9478 00 07](#) [66-0004-001](#) [99-9125-60-08](#) [99-9106-60-03](#) [99 0612 00 04](#) [99 0079 100 04](#) [79-3108-52-04](#) [79-3110-52-04](#) [66-0003-001](#) [99-3782-200-08](#) [61-0903-139](#) [09 5283 00 03](#) [09-0316-702-05](#) [66-0005-000](#) [02-0055-001](#) [09-5288-00-08](#) [09-0104-300-02](#) [09-0110-25-04](#) [09-0112-782-04](#) [09-0173-300-08](#) [09-0312-290-04](#) [99-4218-300-07](#) [09-3442-92-05](#) [99-0437-186-05](#) [99-0218-210-07](#) [43-1706-000-04](#) [08-2809-000-000](#) [99-9205-050-03](#) [99-0201-00-07](#) [09-0312-09-04](#) [99-0610-02-04](#) [09-0319-80-05](#) [99-9206-050-03](#) [09-0073-20-02](#) [09-0081-20-04](#) [99-0143-12-06](#) [99-2009-210-04](#) [09-4912-080-04](#) [99-5681-15-07](#) [09-0062-00-05](#) [09-0053-80-14](#)