

Product data sheet

Miniature connectors

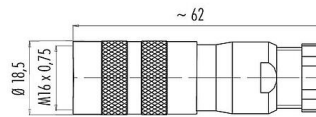


Product description	M16 Female cable connector, Contacts: 5 (05-a), 6.0-8.0 mm, shieldable, solder, IP67, UL
Area	M16 IP67 series 423
Part no.	99 5614 15 05

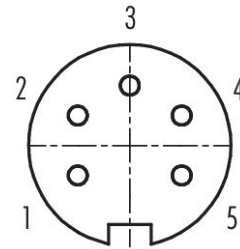
Illustration



Scale drawing



Contact arrangement (Plug-in side)



You can find the assembly instructions on the next page.

Technical data

General features

Part no.	99 5614 15 05
Connector design	Female cable connector
Type standard	DIN EN 61076-2-106
Version	Connector socket straight
Connector locking system	screw
Termination	solder
Degree of protection	IP67
Cross-sectional area	max. 0.75 mm ² / AWG 18
Cable outlet	6.0-8.0 mm
Temperature range from/to	-30 °C / 95 °C
Mechanical operation	> 500 Mating cycles
Weight (g)	49.36
Customs tariff number	85369010
Country of Origin	DE

Electrical parameters

Rated voltage	250 V
Rated impulse voltage	1500 V
Rated current	6.0 A
Insulation resistance	≥ 10 ¹⁰ Ω
Pollution degree	1
Overvoltage category	I
Insulating material group	III
EMC compliance	shieldable
Shield connection	Shielding ring

Product data sheet

Miniature connectors



Product description	M16 Female cable connector, Contacts: 5 (05-a), 6.0-8.0 mm, shieldable, solder, IP67, UL
-	-
Area	M16 IP67 series 423
Part no.	99 5614 15 05

Material

Housing material	CuZn (Brass nickel plated)
Contact body material	PBT (UL94 V-0)
Contact material	CuSn (bronze)
Contact plating	Ag (silver)
REACH SVHC	CAS 96-45-7 (Imidazolidine-2-thione) CAS 7439-92-1 (Lead)
SCIP number	46d034c7-4ce5-4d3e-be01-a9ac4fc38f18

Authorization/approvals

Approvals	UL
-----------	----

Classifications

eCl@ss 11.1	27-44-01-02
ETIM 9.0	EC002635

Declarations of conformity

Low Voltage Directive	2014/35/EU (EN 60204-1:2018;EN 60529:1991)
-----------------------	--

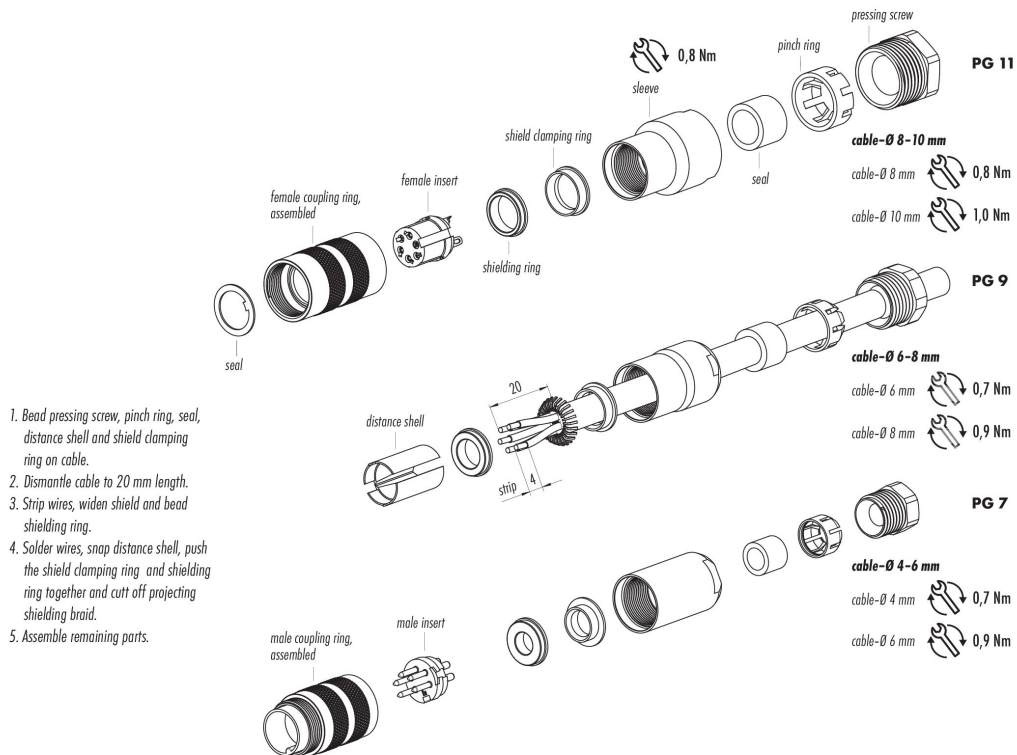
Product data sheet

Miniature connectors



Product description	M16 Female cable connector, Contacts: 5 (05-a), 6.0-8.0 mm, shieldable, solder, IP67, UL
-	-
Area	M16 IP67 series 423
Part no.	99 5614 15 05

Assembly instructions



1. Bead pressing screw, pinch ring, seal, distance shell and shield clamping ring on cable.
2. Dismantle cable to 20 mm length.
3. Strip wires, widen shield and bead shielding ring.
4. Solder wires, snap distance shell, push the shield clamping ring and shielding ring together and cut off projecting shielding braid.
5. Assemble remaining parts.

Product description	M16 Female cable connector, Contacts: 5 (05-a), 6.0-8.0 mm, shieldable, solder, IP67, UL
-	-
Area	M16 IP67 series 423
Part no.	99 5614 15 05

Security notices

The connector must not be plugged or unplugged under load. Non-observance and improper use can result in personal injury.

The connectors have been developed for applications in plant engineering, control and electrical equipment construction. The user is responsible for checking whether the connectors can also be used in other areas of application.

Connectors which are used in circuits with voltages dangerous to the touch may only be installed and used by, or under the supervision of, persons with electrical engineering training, taking into account the applicable regulations and standards.

Plug connectors with enclosure protection IP67 and IP68 are not suitable for use under water. When used outdoors, the plug connectors must be protected separately against corrosion. For further information on the IP protection classes, please refer to the "Technical Information" download centre.

The plug connector is not suitable for mains voltages. Please observe the pollution degree and the overvoltage category. For further information, please refer to the download center "Technical Information".

To lock the cable connector with the device connector, the threaded ring is tightened "hand-tight" (approx. 50 cNm).

X-ON Electronics

Largest Supplier of Electrical and Electronic Components

Click to view similar products for [Binder manufacturer](#):

Other Similar products are found below :

[01-0010-001](#) [01-0146-001](#) [01-0769-001](#) [01-1717-001](#) [02-0007-000](#) [02-0055-000](#) [02-0055-001](#) [02-1785-000](#) [04-0183-009](#) [04-0186-009](#) [04-0208-002](#) [07-0010-001](#) [07-0090-000](#) [08-0045-000-001](#) [08-0352-000-001](#) [08-0425-000-000](#) [08-0427-000-000](#) [08-0428-000-000](#) [08-0628-000-008](#) [08-1077-000-000](#) [08 1080 000 000](#) [08-1200-060-036](#) [08-1205-000-000](#) [08-2299-000-000](#) [08-2300-000-000](#) [08 2302 000 000](#) [08 2424 010 000](#) [08-2425-010-000](#) [08-2441-000-000](#) [08-2610-000-000](#) [08-2629-000-001](#) [08-2636-000-001](#) [08-2668-000-001](#) [08-2670-000-000](#) [08-2671-000-000](#) [08-2672-000-000](#) [08-2673-000-000](#) [08-2676-000-000](#) [08-2677-000-000](#) [08-2769-000-000](#) [08-2843-000-000](#) [08-2973-000-000](#) [08-3129-000-000](#) [09-0035-00-03](#) [09-0041-00-07](#) [09-0043-00-07](#) [09-0054-80-14](#) [09-0054-90-14](#) [09 0058 00 03](#) [09 0074 00 02](#)