

# 5mm (T1 3/4) Package Discrete LED RED



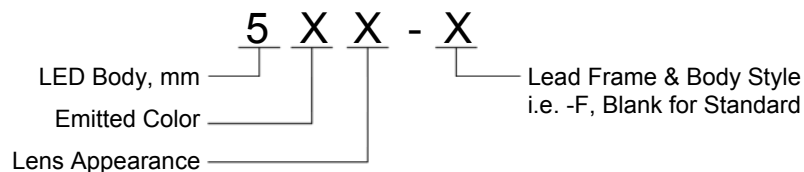
## 5R-X-X

- ◆ Industry Standard 5mm (T1 3/4) Package
- ◆ RoHS Compliant
- ◆ Water Clear (C), Diffused (D), and Tinted (T) Lenses
- ◆ Available in Flange (F) and Standard (Blank) Lead Frame styles
- ◆ Ideal for Status Indication and Display

Bivar 5mm T1 3/4 Package LED may be used in almost any application. Bivar offers water clear LED lens for maximum light output, diffused LED lens for uniform light output, and tinted lens to identify the color of the LED. The Flange LED is ideal for Panel Mount Clip & Ring assemblies and the Standard Lead frame LED is ideal for vertical spacer assemblies without lead bends.

Part Number	Material	Emitted Color	Peak. Wavelength $\lambda_p$ (nm) TYP.	Lens Appearance	Viewing Angle
5RC-F	GaP/GaP	RED	700nm	Water Clear	35°
5RD-F				Red Diffused	40°
5RT-F				Red Tinted	35°
5RC				Water Clear	35°
5RD				Red Diffused	45°
5RT				Red Tinted	35°

## Part Number Designation



Bivar reserves the right to make changes at any time without notice.

# 5mm (T1 3/4) Package Discrete LED RED



## Outline Dimensions



Recommended Mounting  
Hole Size =  $\text{Ø}0.032^{+0.003}_{-0.002}$

- Outline Drawings Notes:**
1. All dimensions are in inches [millimeters].
  2. Standard tolerance:  $\pm 0.010''$  unless otherwise noted.
  3. Tolerance of overall epoxy outline:  $\pm 0.020''$  unless otherwise noted.
  4. Epoxy meniscus may extend to 0.060" max.

Bivar reserves the right to make changes at any time without notice.

## Absolute Maximum Ratings

T<sub>A</sub> = 25°C unless otherwise noted

Power Dissipation	45 mW
Forward Current ( DC )	20 mA
Peak Forward Current <sup>1</sup>	80 mA
Reverse Voltage	5 V
Operating Temperature Range	-25 ~ +85°C
Storage Temperature Range	-30 ~ +100°C
Lead Soldering Temperature ( 3 mm from the base of the epoxy bulb ) <sup>2</sup>	260°C

Notes: 1. 10% Duty Cycle, Pulse Width ≤ 0.1 msec.      2. Solder time less than 5 seconds at temperature extreme.

## Electrical / Optical Characteristics

T<sub>A</sub> = 25°C & I<sub>F</sub> = 20 mA unless otherwise noted

Part Number	Forward Voltage (V) <sup>1</sup>			Recommend Forward Current (mA)			Reverse Current (μA)	Dominant Wavelength (nm) <sup>2</sup>			Luminous Intensity I <sub>v</sub> (mcd)			Viewing Angle 2 Θ ½ (deg)
	MIN	TYP	MAX	MIN	TYP	MAX		MAX	MIN	TYP	MAX	MIN	TYP	
5RC-F	/	2.1	2.8	/	20	/	100	/	/	/	/	2	/	35
5RD-F								/	/	/	/	1.5	/	40
5RT-F								/	/	/	/	2	/	35
5RC	/	2.1	2.8	/	20	/	100	/	/	/	/	2	/	35
5RD								/	/	/	/	2	/	45
5RT								/	/	/	/	2	/	35

Notes: 1. Tolerance of forward voltage : ±0.05V.      2. Tolerance of dominant wavelength : ±1.0nm.

## Typical Electrical / Optical Characteristics

$T_A = 25^\circ\text{C}$  unless otherwise noted

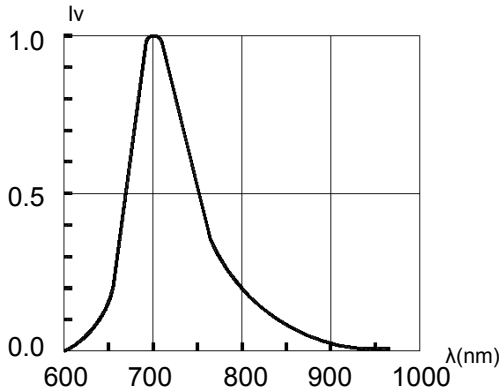


Fig. 1 Relative Luminous Intensity vs. Wavelength @ 20mA

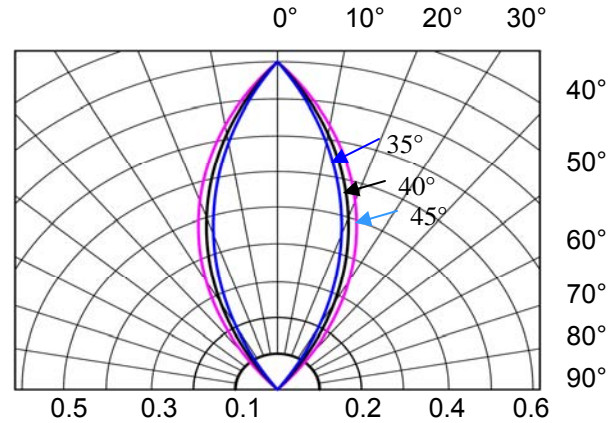


Fig. 2 Directivity Radiation Diagram

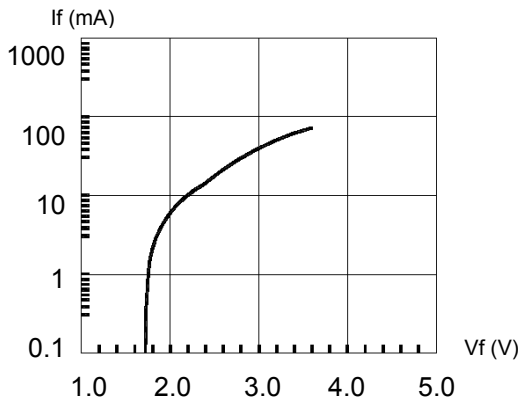


Fig. 3 Forward Current vs. Forward Voltage

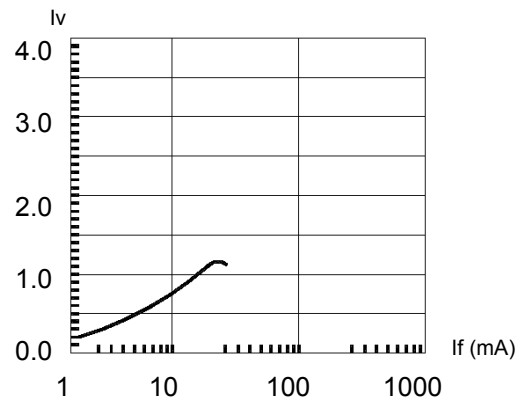


Fig. 4 Relative Luminous Intensity vs. Forward Current Normalize @ 20 mA

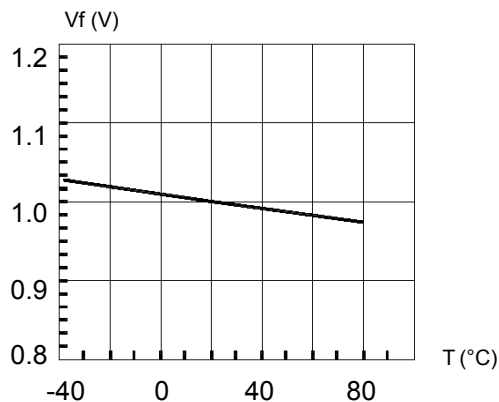


Fig. 5 Forward Voltage vs. Temperature

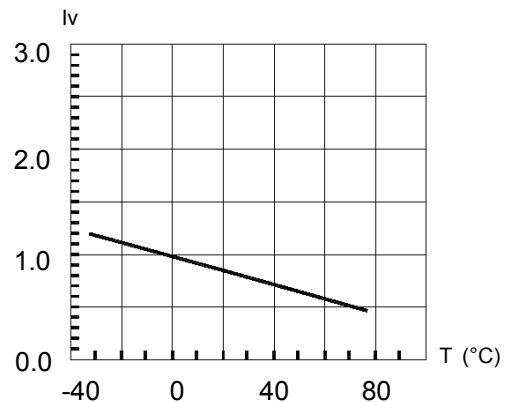


Fig. 6 Relative Luminous Intensity vs. Temperature

Bivar reserves the right to make changes at any time without notice.

# 5mm (T1 3/4) Package Discrete LED RED

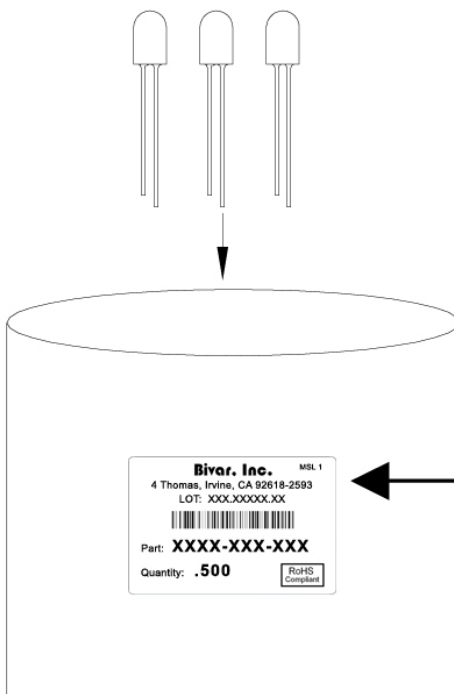


## Recommended Soldering Conditions



Recommended Lead Free Wave Soldering Profile	
Preheat Temperature: 100°C Max.	Peak Temperature: 260°C Max.
Preheat Time: 20 ~ 50 Seconds	Solder Time Above 217°C: 5 Seconds Max.
Note: Turn off top heater at preheat to prevent the lamp body directly exposed to the heat source.	

## Packaging and Labeling Plan



**Bivar, Inc.** MSL 1

4 Thomas, Irvine, CA 92618-2593  
LOT: XXX.XXXXX.XX

Part: **XXXX-XXX-XXX**

Quantity: **.500**

RoHS  
Compliant

AntiStatic Poly Bag with Desiccant  
(500 pcs Max. per Bag)

Bivar reserves the right to make changes at any time without notice.

## X-ON Electronics

Largest Supplier of Electrical and Electronic Components

*Click to view similar products for [Standard LEDs - Through Hole category](#):*

*Click to view products by [Bivar manufacturer](#):*

Other Similar products are found below :

[LTL-10254W](#) [LTL-1214A](#) [LTL-3251A](#) [LTL-4262N](#) [LTL-433P](#) [LTL-5234](#) [LTL87HTBK](#) [LTL-87HD4B](#) [HLMP-EL30-PS0DD](#)  
[1L0532V23G0TD001](#) [NSPW500CS](#) [NTE30036](#) [NTE30044](#) [NTE30059](#) [NTE3020](#) [LD CQDP-1U3U-W5-1-K](#) [LO566UHR3-70G-A3](#)  
[LP379PPG1C0G0300001](#) [SLX-LX3044GD](#) [SLX-LX3044ID](#) [SLX-LX3044YD](#) [1.90690.3330000](#) [SSS-LX4673ID-410B](#) [1L0532Y24I0TD001](#)  
[264-7SYGD/S530-E2](#) [HLMP1385](#) [LTL-10224W](#) [LTL-1224A](#) [LTL-1234A](#) [LTL-2251AT](#) [LTL-307YE-012](#) [LTL-403HR](#) [LTL-4222](#) [LU7-E-](#)  
[B](#) [4380H1](#) [TLHY44K1L2](#) [HLMP-3962-F0002](#) [HLMP-GG15-R0000](#) [323-2SURD/S530-A3](#) [L53SRC/E-Z](#) [L-7679C1ZGC](#) [4302T1-5V](#)  
[4306D23](#) [4363D1/5](#) [WP1503SRC/J4](#) [WP153GDT](#) [WP153YDT](#) [WP1543SGC](#) [WP1543SURC](#) [WP53MGD](#)