

The Califia Track Systems are easy to configure to fit your lighting needs. They are available in standard lengths and can easily utilize control and power accessories to increase the length, fit corners, and decoratively hide unsightly wires. The Califia individual lights and track systems are easily controlled with these In-Line On/Off Switches.

IN-LINE ON/OFF SWITCH (NORTH AMERICAN)

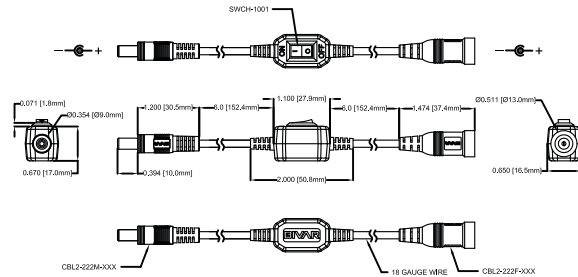
CALIFIA LIGHTING PART #: SW-1001

The In-Line On/Off Switch allows for control of the power directly at the source. This product contains a mating connector for a Califia Lighting Standard Luminaire and a mating connector for a Califia Lighting US or Euro plug Power Supply.

SPECIFICATIONS

Dimensions: L 2" (50.8mm)
 W .650" (16.5mm)
 H 1.1" (152.4mm)
 6" (152mm) Wiring out of both Ends

DIMENSIONS



IN-LINE ON/OFF SWITCH (NORTH AMERICAN PLUG)

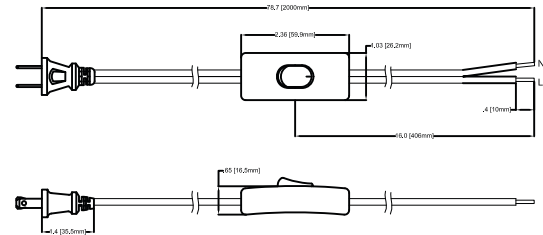
CALIFIA LIGHTING PART #: SW-1002

The In-Line On/Off Switch allows for control of the power directly at the source. This product contains a mating connector for a Califia Lighting Track System and a mating connector for a Califia Lighting Power Supply.

SPECIFICATIONS

Dimensions: L (Switch Box) 14" (356mm)
 H 6" (152mm)
 L (Including Wiring) 78" (2000mm)

DIMENSIONS



IN-LINE ON/OFF SWITCH (EURO PLUG)

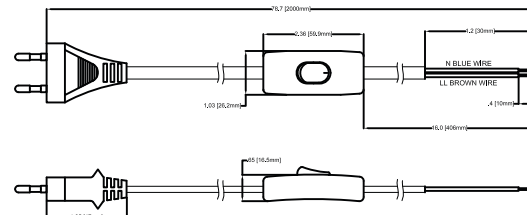
CALIFIA LIGHTING PART #: SW-1003

The In-Line On/Off Switch allows for control of the power directly at the source. This product contains a mating connector for a Califia Lighting Track System and a mating connector for a Califia Lighting Power Supply.

SPECIFICATIONS

Dimensions: L (Switch Box) 14" (356mm)
 H 6" (152mm)
 L (Including Wiring) 78" (2000mm)

DIMENSIONS



X-ON Electronics

Largest Supplier of Electrical and Electronic Components

Click to view similar products for [AC Power Leads](#) category:

Click to view products by [Bivar](#) manufacturer:

Other Similar products are found below :

[1300000023](#) [312033-01](#) [YP-61+YC12](#) [P28818-M2](#) [YP21A+YC13](#) [FTP-629Y603](#) [1702002600](#) [1700001947](#) [J2014004L001-CC SHELF](#)
[IL13-EU1-H05-3100-300-S](#) [P28976-M45](#) [BB-3271V86](#) [W-98452](#) [W-98453](#) [MWOC-PCA-3-3-2](#) [P29844-M5](#) [P29844-M10](#) [3-100-354](#) [W-](#)
[99245](#) [W-99246](#) [W-99249](#) [W-99251](#) [W-99252](#) [W-99253](#) [W-99254](#) [W-99257](#) [W-99260](#) [W-99261](#) [W-99262](#) [W-99265](#) [W-99267](#) [W-99269](#)
[W-99270](#) [W-99272](#) [W-99280](#) [W-99282](#) [S144720002](#) [S002020062](#) [S007220315](#) [S007220344](#) [S007220345](#) [S007220303](#) [S007220307](#)
[P28818-M6](#) [1019123](#) [387005324](#) [59903000000](#) [VL-0136-14-200](#) [387007040](#) [387006821](#)