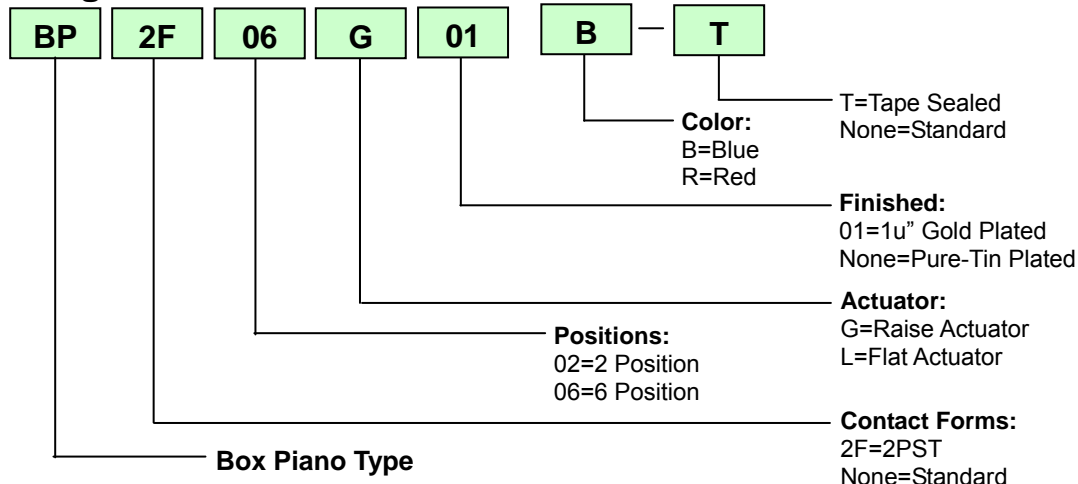


<b>MODEL</b>	<b>SPECIFICATION</b> RoHS Compliant DIP SWITCH	REV.001	Page
BP series Box Piano Type			1/5

**Ordering Information:**



**Specifications**

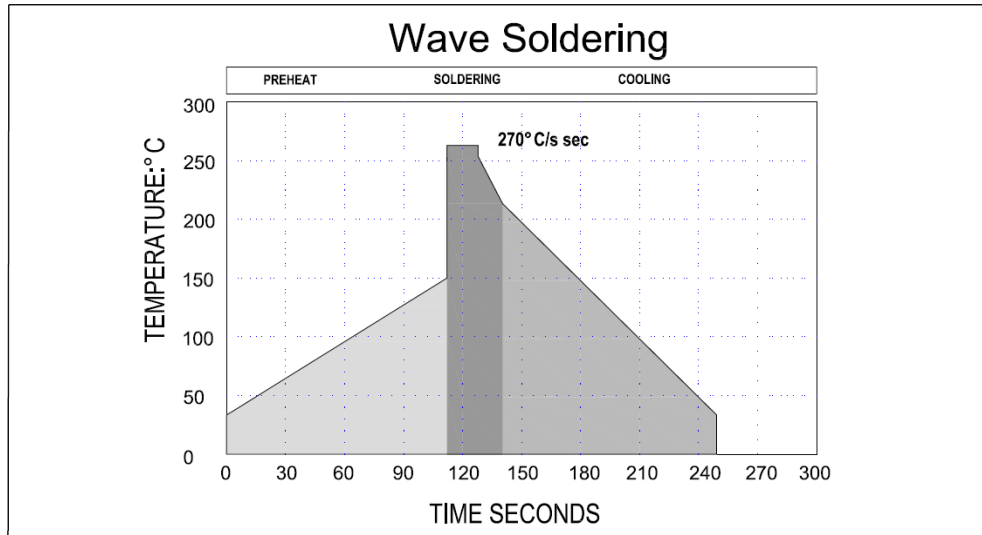
◆ Contact Rating	Switching.....	25mA, 24VDC
	Non-Switching.....	100mA, 50VDC
◆ Contact Resistance	Initial.....	50mΩ Max.
	After Life Test.....	100mΩ Max.
◆ Insulation Resistance	.....	100MΩ Min. at 500VDC
◆ Dielectric Strength	.....	500VAC / 1 minute
◆ Operation Force	.....	1,000g max
◆ Mechanical Life	.....	<b>5,000 cycles (Min.)</b>
◆ Electrical Life	.....	<b>2,000 cycles / 25mA, 24VDC</b>
◆ Operation Temperature	.....	-40°C ~ +85°C
◆ Storage Temperature	.....	-40°C ~ +85°C

**Soldering Information**

- ◆ **Hand Soldering**  
Soldering iron 30W or under at 350°C for 3 sec max or at 270°C for 5 sec max.
- ◆ **Wave Soldering**  
For lead free wave solder simulation of typical components, the solder bath temperature shall be maintained to 275°C.  
The hold time in the solder shall be 10 +2/-0 seconds.
- ◆ Keep all actuators in "OFF" position during soldering and cleaning process.

<b>MODEL</b> <b>BP series</b> Box Piano Type	<b>SPECIFICATION</b> <b>RoHS Compliant DIP SWITCH</b>	REV.002	Page 2/5
--	--	---------	-------------

### Classification Wave Soldering Profiles



**Maximum dwell time in the solder wave (270°C) shall not exceed 5 seconds.**

### Switch Operation and Taping

- (1) Use tweezers for operation.
- (2) Flux cleaning should be done without removing the Tape.
- (3) If the tape is removed, it adheres less than before when it is placed back on, possibly causing flux inflow
- (4) Ultrasonic cleaning not re-commended.

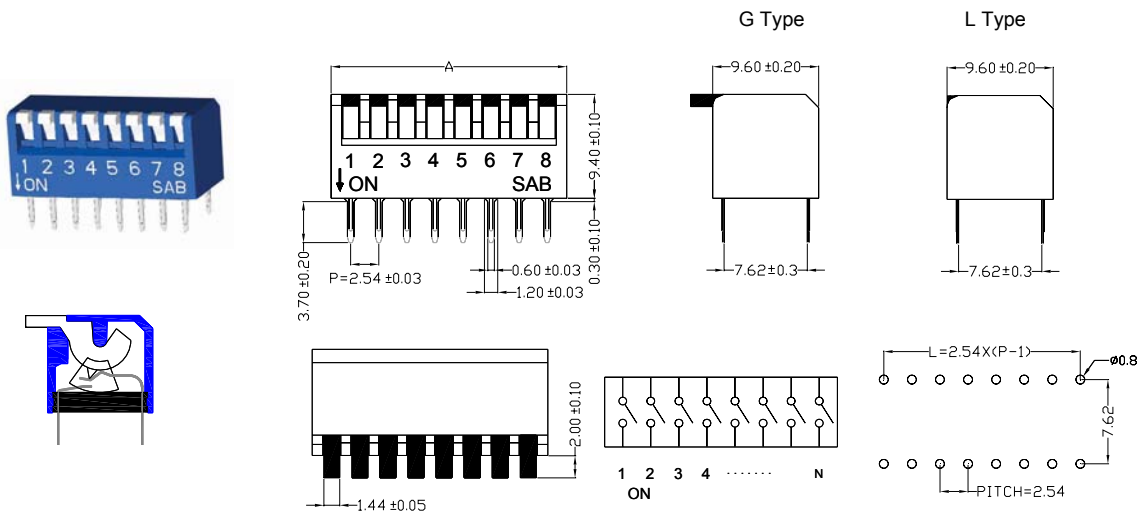
- ※ All switches must set in OFF position when through Soldering process.
- ※ Any flux enters the switch may influence contact function.

<b>MODEL</b>	<b>SPECIFICATION</b> RoHS Compliant DIP SWITCH	REV.003	Page
<b>BP series</b> Box Piano Type			3/5

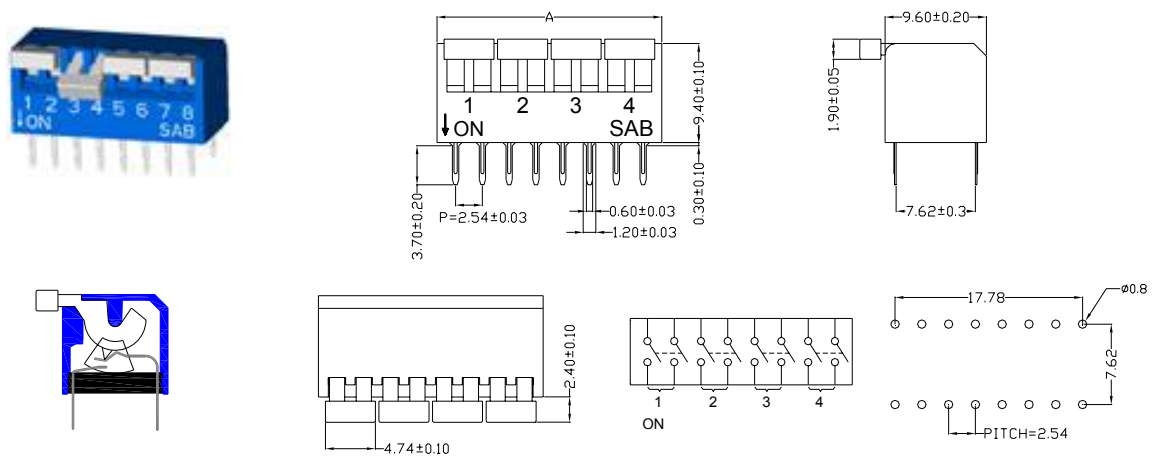
**Materials:**

- ◆ Cover .....PBT (UL 94V-0), Blue / Red /Black
- ◆ Base .....PA66 (UL 94V-0), Black
- ◆ Actuator .....PA66 (UL 94V-0), White
- ◆ Contact .....Gold Plated
- ◆ Terminal .....40u" +/-10u" Nickel Cover (Pure) Tin Plated  
.....40u" +/-10u" Nickel Cover 1u" Gold-Plated
- ◆ Tape .....Polyester Film

**BP**



**BP2F**



<b>MODEL</b>	<b>SPECIFICATION</b> RoHS Compliant DIP SWITCH	REV.004	Page
<b>BP series</b> Box Piano Type			4/5

**Part Number Table:**

**BP**

No. Pos.	Dim. "A"	Through Hole Raise Actuator Blue Tube Package	Raise Actuator 1u" Gold Plated Red Tube Package
1	3.54	BP01GB	BP01G01R
2	6.08	BP02GB	BP02G01R
3	8.62	BP03GB	BP03G01R
4	11.16	BP04GB	BP04G01R
5	13.70	BP05GB	BP05G01R
6	16.24	BP06GB	BP06G01R
7	18.78	BP07GB	BP07G01R
8	21.32	BP08GB	BP08G01R
9	23.86	BP09GB	BP09G01R
10	26.40	BP10GB	BP10G01R
12	31.48	BP12GB	BP12G01R

**BP2F**

No. Pos.	Dim. "A"	Through Hole Raise Actuator Red Tube Package	Raise Actuator 1u" Gold Plated Blue Tube Package
1	6.08	BP2F01GR	BP2F01G01B
2	11.16	BP2F02GR	BP2F02G01B
3	16.24	BP2F03GR	BP2F03G01B
4	21.32	BP2F04GR	BP2F04G01B
5	26.40	BP2F05GR	BP2F05G01B
6	31.48	BP2F06GR	BP2F06G01B

**Tube Package:**

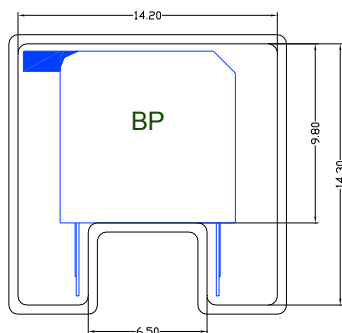
◆ **BP**

POLE	1	2	3	4	5	6	7	8	9	10	12
TUBE	144	85	61	47	38	32	28	24	22	20	16
BOX	11520	6800	4880	3760	3040	2560	2240	1920	1760	1600	1280
CTN 1	23040	13600	9760	7520	6080	5120	4480	3840	3520	3200	2560
CTN 2	46080	27200	19520	15040	12160	10240	8960	7680	7040	6400	5120

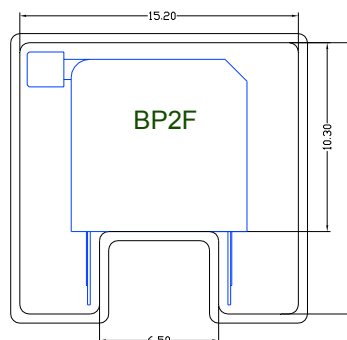
◆ **BP2F**

POLE	1	2	3	4	5	6
TUBE	85	47	32	24	20	16
BOX	6800	3760	2560	1920	1600	1280
CTN 1	13600	7520	5120	3840	3200	2560
CTN 2	27200	15040	10240	7680	6400	5120

**BP**



**BP2F**



<b>MODEL</b>	<b>SPECIFICATION</b> <b>RoHS Compliant DIP SWITCH</b>	REV.005	Page
<b>BP series</b> Box Piano Type			5/5

**Box Dimension:**

◆ Tube .....56cm × 12cm × 12cm

**Carton Dimension:**

◆ Tube CTN 1 / 2 Boxes.....58.5cm x 26.5cm x 16cm

CTN 2 / 4 Boxes.....58.5cm x 26.5cm x 24cm

## X-ON Electronics

Largest Supplier of Electrical and Electronic Components

*Click to view similar products for [DIP Switches/SIP Switches](#) category:*

*Click to view products by [BIWIN](#) manufacturer:*

Other Similar products are found below :

[79B10T](#) [8136-475G4T](#) [G7G-1A2-CB-DC12](#) [DRS4016](#) [1825444-1](#) [193005MS](#) [195010MS](#) [200183](#) [206002](#) [208004](#) [208007ST](#) [208008](#)  
[25.350.0653.0](#) [SDA10H1BDA](#) [97R06ST](#) [A2C-2A5](#) [1825444-7](#) [ADE12S04](#) [192960010](#) [206005RAS](#) [209005LPST](#) [2-1825058-8](#)  
[219002LPST](#) [219002MSTJRF](#) [219012MST](#) [25.352.0353.0](#) [CXDRIVEV2X](#) [LA2-002-DC24](#) [DSR02T](#) [193004MS](#) [E2FMX2D1M1TGJ03M](#)  
[NDI10H](#) [219-9MSTP](#) [219008LPSTR](#) [EPM02FV](#) [206010RAST](#) [76SB05](#) [TD06H0SK1](#) [Z7.255.9027.0](#) [1-1825058-3](#) [1825428-4](#) [219-](#)  
[10LPSTF](#) [E3ZG6111D03M](#) [G4D212PUSTV2DC5](#) [HARW0002](#) [EPG301BT06](#) [1-1825058-6](#) [E3TSL23M5J03M](#) [Y5795](#) [7R0060](#)