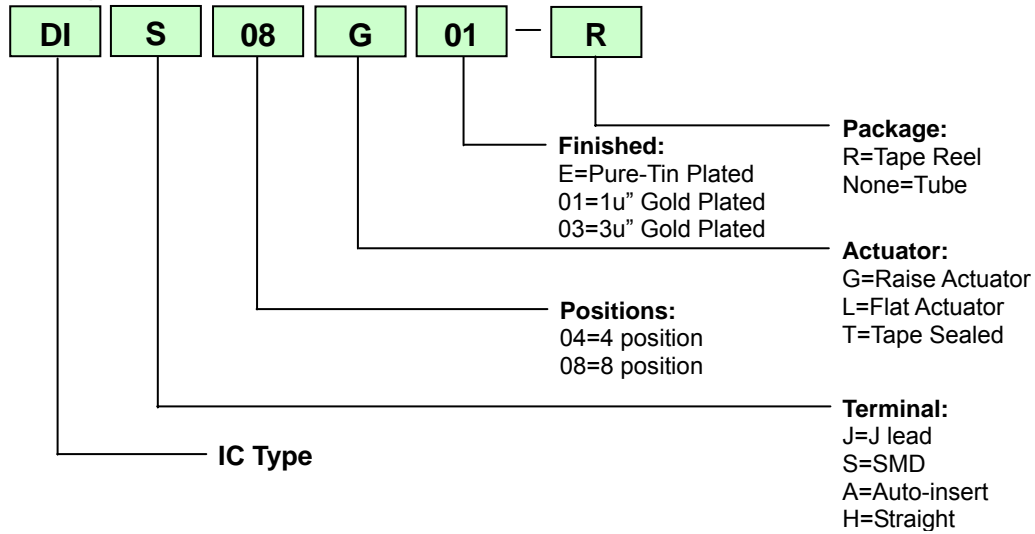


Ordering Information:



Specifications

◆ Contact Rating	Switching.....	25mA, 24VDC
	Non-Switching.....	100mA, 50VDC
◆ Contact Resistance	Initial.....	50mΩ Max.
	After Life Test.....	100mΩ Max.
◆ Insulation Resistance	100MΩ Min. at 500VDC
◆ Dielectric Strength	500VDC / 1 minute
◆ Operation Force	1,000g max
◆ Travel :	0.9mm
◆ Mechanical Life	5,000 cycles (Min.)
◆ Electrical Life	2,000 cycles / 25mA, 24VDC
◆ Operation Temperature	-40°C ~ +85°C
◆ Storage Temperature	-40°C ~ +85°C

MODEL	SPECIFICATION RoHS Compliant DIP SWITCH	SP-002	Page
DI series IC Type			2/10

Soldering Information

◆ **Hand Soldering**

Soldering iron 30W or under at 350°C for 3 sec max or at 270°C for 5 sec max.

◆ **Reflow Soldering**

(1) Gold-plated series available 2~3 times process

(2) Tin-plated series available 1 time process

(3) Vapor Phase Heating (VPH) switch must with Tape sealed type

◆ **Wave Soldering**

For lead free wave solder simulation of typical components, the solder bath temperature

Shall be maintained to 275°C.

The hold time in the solder shall be 10 +2/-0 seconds.

◆ **Keep all actuators in "OFF" position during soldering and cleaning process.**

Classification Reflow Profiles

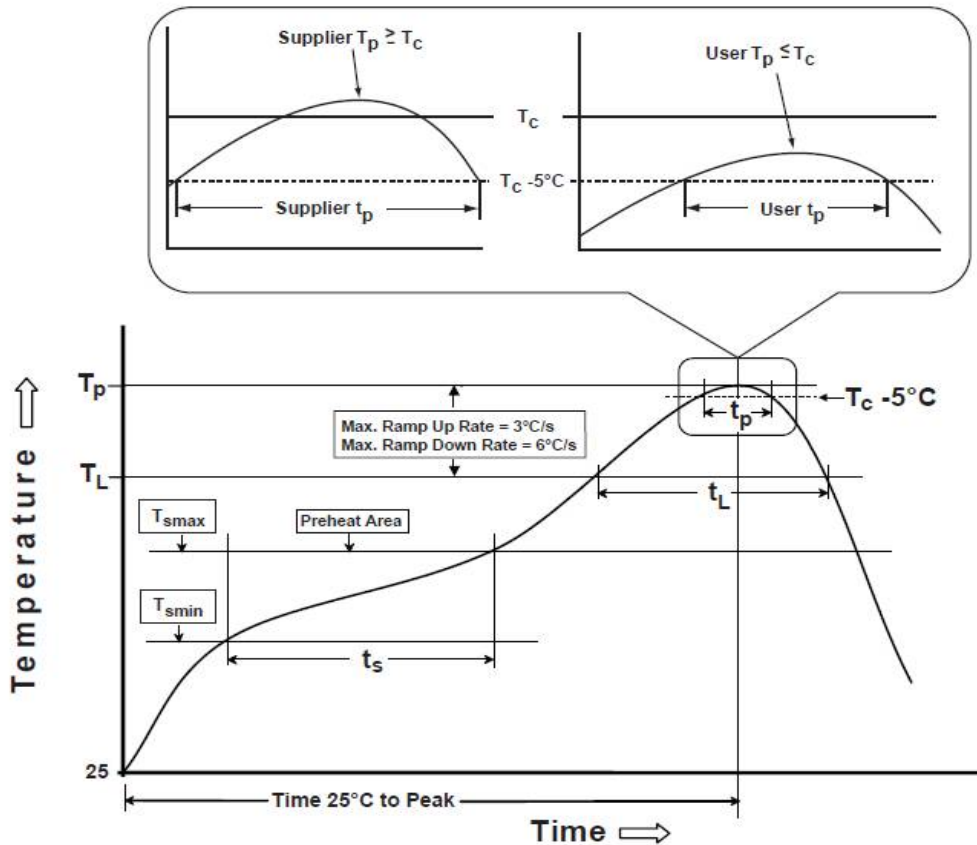
Profile Feature	Pb-Free Assembly
Preheat / Soak	
Temperature Min (T_{smin})	150°C
Temperature Max (T_{smax})	200°C
Time(ts) from (T_{smin} to T_{smax})	60 ~120 seconds
Ramp-up Rate (T_L to T_p)	3°C/second max
Liquidous temperature (T_L)	217°C
Time (t_L) maintained above to T_L	60 ~ 150 seconds
Peak package body temperature (T_p)	For users T_p must not exceed the Classification temp:260°C (Package Thickness:1.6~2.5mm) For suppliers T_p must equal or exceed the Classification temp:260°C (Package Thickness:1.6~2.5mm)
Time (t_p) within 5°C of specified classification Temperature (T_c)	30 seconds
Ramp-Down Rate (T_p to T_L)	6°C/second max
Time 25°C to Peak Temperature	8 minutes max
*Tolerance for peak profile temperature(T_p) is defined as a supplier minimum and a user maximum	

Note 1: All temperatures refer to topside of the package, measured on the package body surface.

Note 2: Time within 5 °C of actual peak temperature (t_p) specified for the reflow profiles is a “supplier” minimum and “user” maximum.

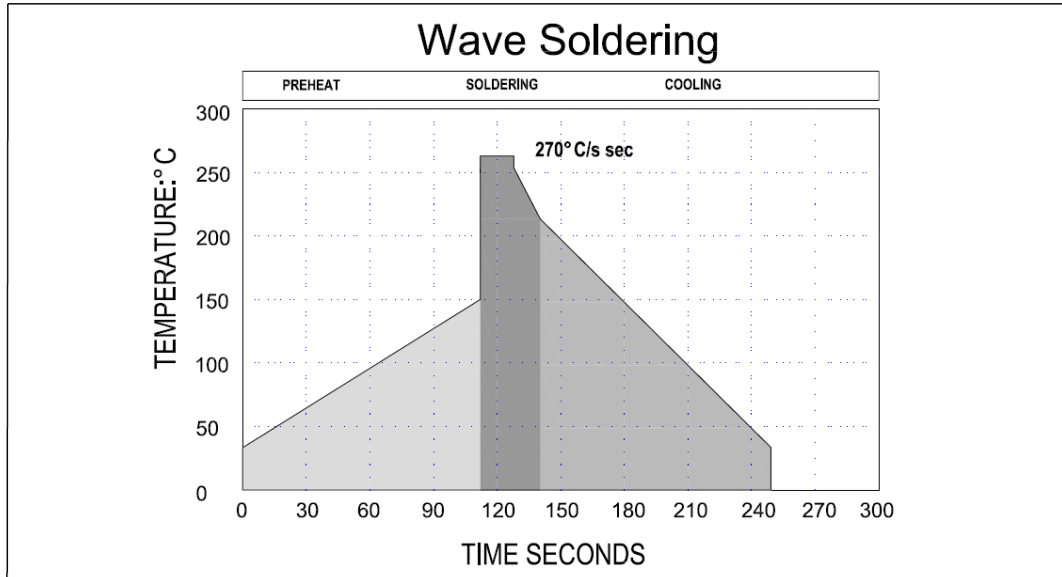
The table copy from IPC/JEDEC J-STD-020 D.1

Reflow Soldering Standard Conditions



MODEL	SPECIFICATION RoHS Compliant DIP SWITCH	SP-004	Page
DI series IC Type			4/10

Classification Wave Soldering Profiles



Maximum dwell time in the solder wave (270°C) shall not exceed 5 seconds.

Switch Operation and Taping

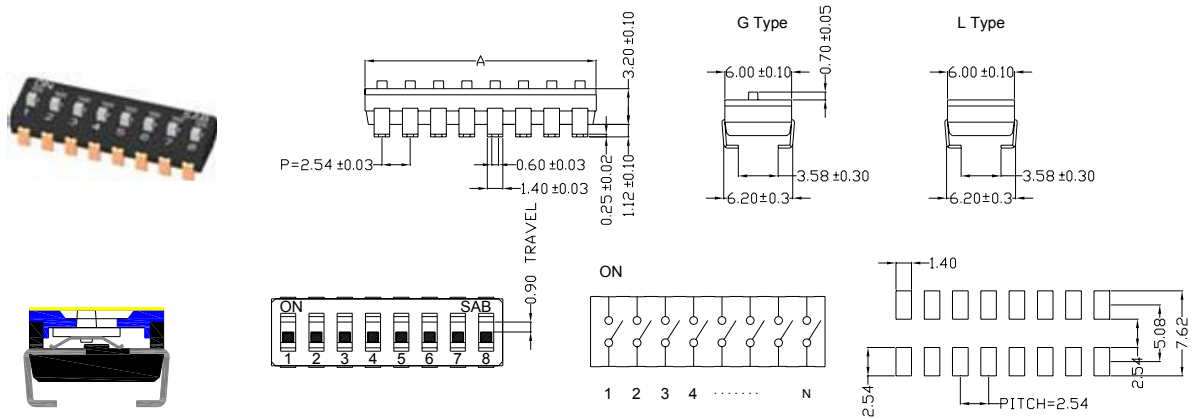
- (1) Use tweezers or ball-point pen for operation.
- (2) Flux cleaning should be done without removing the Tape.
- (3) If the tape is removed, it adheres less than before when it is placed back on, possibly causing flux inflow
- (4) Do Not Remove Tape sealed before Reflow processing
- (5) Ultrasonic cleaning not re-commended.

- ⊗ All switches must set in OFF position when through Soldering process.
- ⊗ Any flux enters the switch may influence contact function.

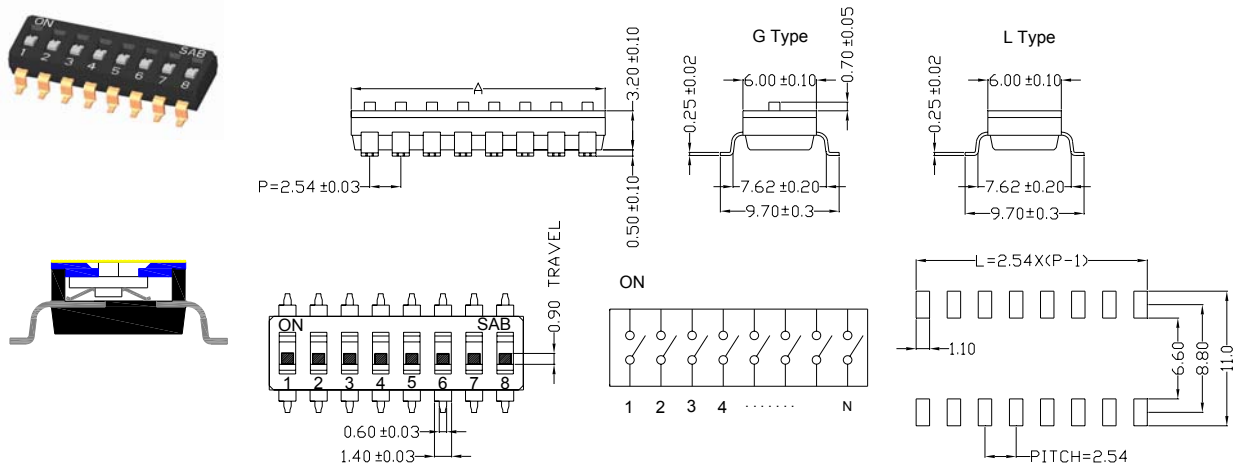
Materials:

- ◆ CoverPPS (UL 94V-0), Black
- ◆ BasePPS (UL 94V-0), Black
- ◆ Actuator
DIS/DIJ.....PA46 (UL 94V-0), White
DIA/H.....PA66 (UL 94V-0), White
- ◆ Terminal ContactGold Plated / Pure-Tin Plated
- ◆ Movable ContactGold Plated / Pure-Tin Plated
- ◆ Terminal40u" +/-10u" Nickel Cover (Pure) Tin-Plated
.....40u" +/-10u" Nickel Cover 1u" Gold-Plated
.....40u" +/-10u" Nickel Cover 3u" Gold-Plated
- ◆ TapePolyimide Film

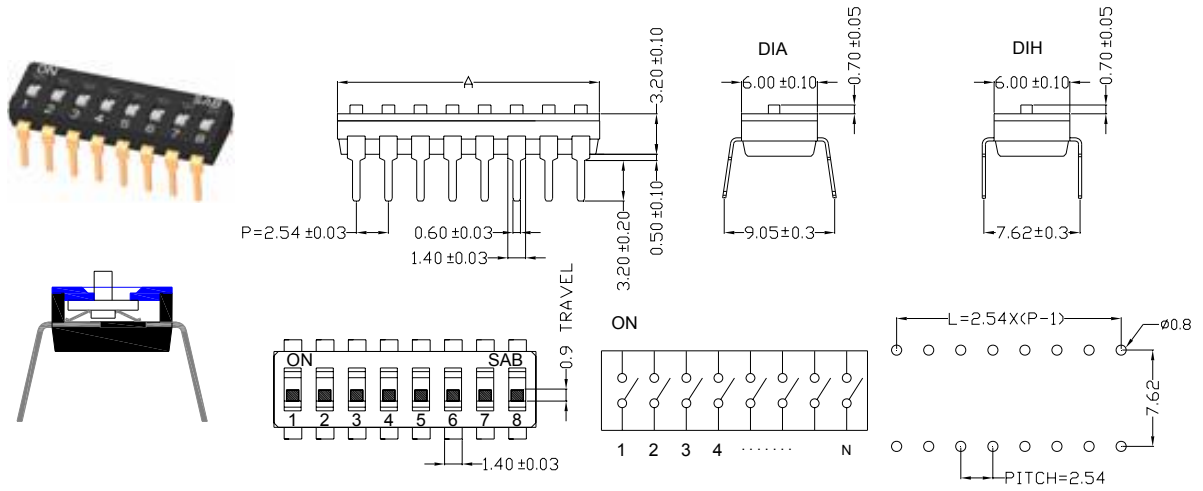
DIJ



DIS



DIA/H



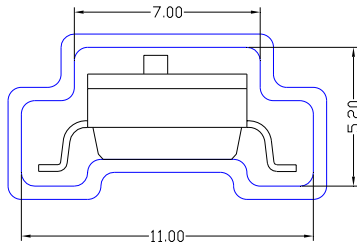
Part Number Table:

No. Pos.	Dim. "A"	Auto Insert	SMD	J Lead
		Pure-Tin Lead Raise Actuator Tube Package	1u" Gold Lead Flat Actuator Tube Package	3u' Gold Lead Tape Sealed Tape Reel
1	2.98	DIA01GE	DIS01L01	DIJ01T03-R
2	5.52	DIA02GE	DIS02L01	DIJ02T03-R
3	8.06	DIA03GE	DIS03L01	DIJ03T03-R
4	10.60	DIA04GE	DIS04L01	DIJ04T03-R
5	13.14	DIA05GE	DIS05L01	DIJ05T03-R
6	15.68	DIA06GE	DIS06L01	DIJ06T03-R
7	18.22	DIA07GE	DIS07L01	DIJ07T03-R
8	20.76	DIA08GE	DIS08L01	DIJ08T03-R
9	23.30	DIA09GE	DIS09L01	DIJ09T03-R
10	25.84	DIA10GE	DIS10L01	DIJ10T03-R
12	30.92	DIA12GE	DIS12L01	DIJ12T03-R

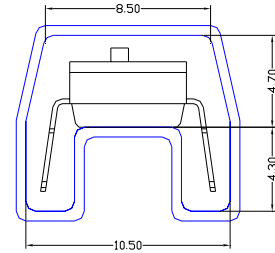
Tube Package:

POLE	1	2	3	4	5	6	7	8	9	10	12
TUBE	170	95	65	48	39	33	28	25	22	20	17
BOX	1700	9500	6500	4800	3900	3300	2800	2500	2200	2000	1700
CTN 1	3400	19000	13000	9600	7800	6600	5600	5000	4400	4000	3400
CTN 2	6800	38000	26000	19200	15600	13200	11200	10000	8800	8000	6800

DIS



DIA/H



Tape & Reel package

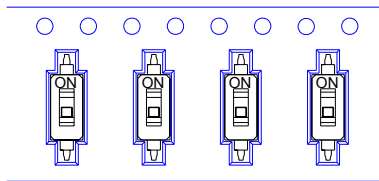
◆ **DIS**

POLE	01	02	03	04	05	06	07	08	09	10	12
Pitch (mm)	8	8	16	16	16	16	16	16	16	16	16
Width (mm)	16	16	16	24	24	24	32	32	44	44	44
G type / Reel	1500	1500	800	800	800	800	800	800	800	800	800
L type / Reel	2000	2000	1000	1000	1000	1000	1000	1000	1000	1000	1000

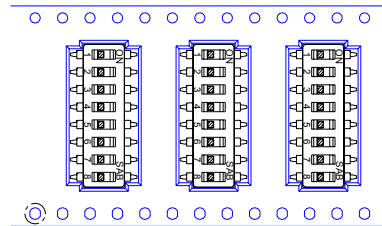
◆ **DIJ**

POLE	01	02	03	04	05	06	07	08	09	10	12
Pitch (mm)	8	12	12	12	12	12	12	12	12	12	12
Width (mm)	16	16	16	24	24	24	32	32	44	44	44
G type / Reel	1400	900	900	900	900	900	900	900	900	900	900
L type / Reel	1600	1100	1100	1100	1100	1100	1100	1100	1100	1100	1100

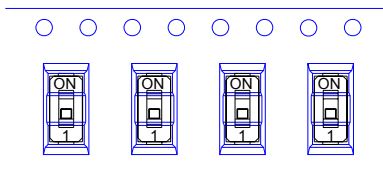
DIS01/DIS02



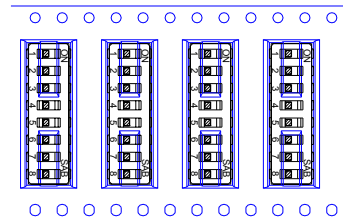
DIS03~12

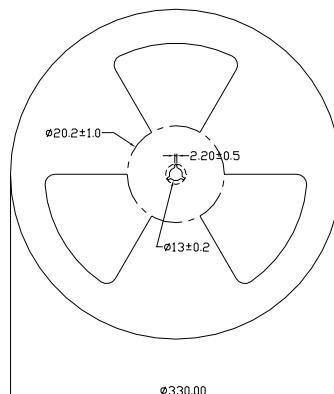
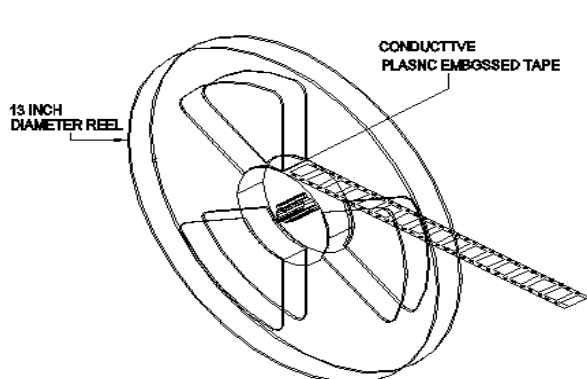
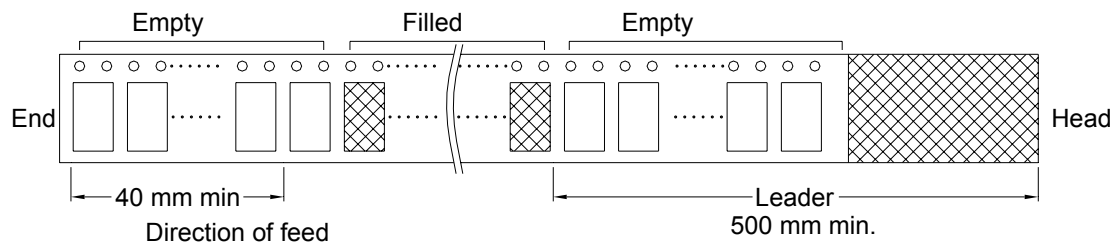


DIJ01/DIJ02



DIJ03~12



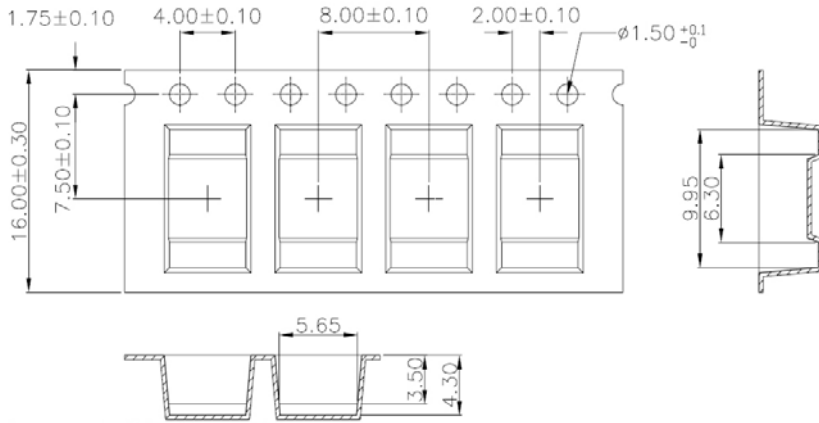


Carry Tape Table:

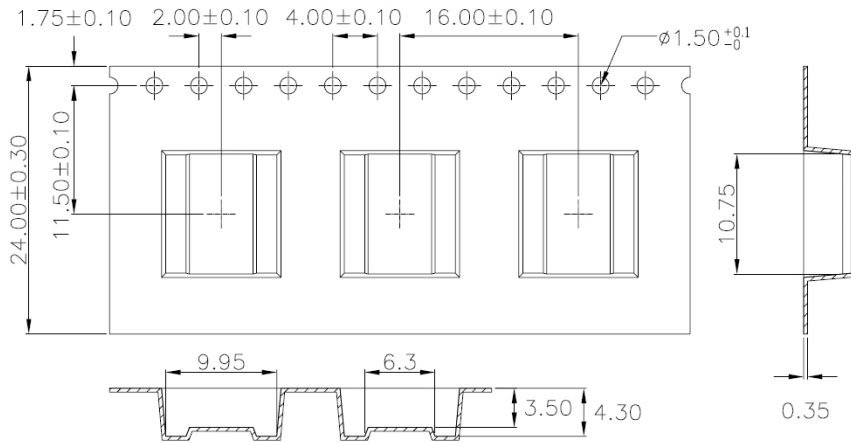
P/N.	Pitch(mm)	Thickness(mm)	Width (mm)	Sellotape(mm)	@REEL/BOX	Q'ty/Reel
DIS01	8	0.35	16	13.3	6	1500(G)/2000(L)
DIS02	8	0.35	16	13.3		1500(G)/2000(L)
DIS03	16	0.35	16	13.3		800(G)/1000(L)
DIS04	16	0.35	24	21.3	4	800(G)/1000(L)
DIS05	16	0.35	24	21.3		800(G)/1000(L)
DIS06	16	0.35	24	21.3		800(G)/1000(L)
DIS07	16	0.35	32	25.5	3	800(G)/1000(L)
DIS08	16	0.35	32	25.5		800(G)/1000(L)
DIS09	16	0.4	44	37.5	2	800(G)/1000(L)
DIS10	16	0.4	44	37.5		800(G)/1000(L)
DIS12	16	0.4	44	37.5		800(G)/1000(L)

MODEL	SPECIFICATION RoHS Compliant DIP SWITCH	SP-009	Page
DI series			9/10
IC Type			

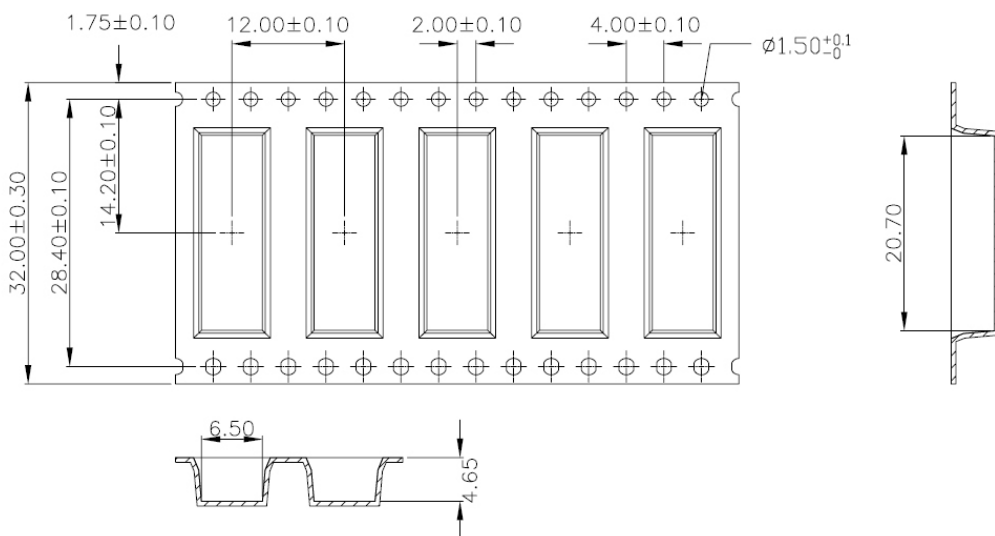
16mm



24mm

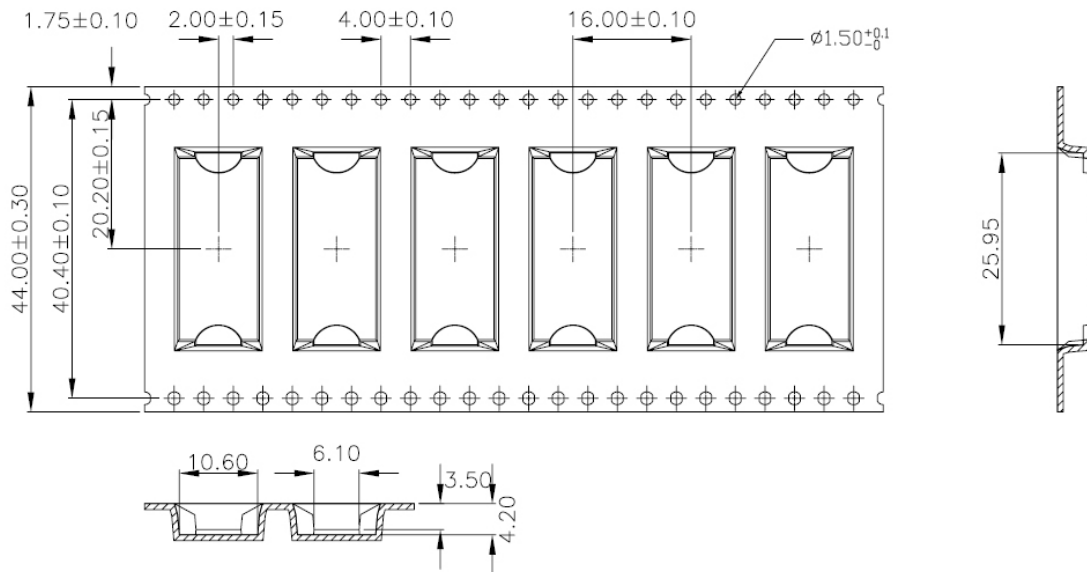


32mm



MODEL	SPECIFICATION RoHS Compliant DIP SWITCH	SP-0010	Page
DI series IC Type			10/10

44mm



Box Dimension:

- ◆ Tube56cm × 12cm × 12cm
- ◆ Tape & Reel34cm x 12cm x 33cm

Carton Dimension:

- ◆ Tube CTN1 / 2 Boxes.....58.5cm x 26.5cm x 16cm
- CTN2 / 4 Boxes.....58.5cm x 26.5cm x 24cm
- ◆ Tape & Reel34cm x 26cm x 35cm

X-ON Electronics

Largest Supplier of Electrical and Electronic Components

Click to view similar products for [DIP Switches/SIP Switches](#) category:

Click to view products by [BIWIN](#) manufacturer:

Other Similar products are found below :

[79B10T](#) [8136-475G4T](#) [G7G-1A2-CB-DC12](#) [DRS4016](#) [1825444-1](#) [193005MS](#) [195010MS](#) [200183](#) [206002](#) [208004](#) [208007ST](#) [208008](#)
[25.350.0653.0](#) [SDA10H1BDA](#) [97R06ST](#) [A2C-2A5](#) [1825444-7](#) [ADE12S04](#) [192960010](#) [206005RAS](#) [209005LPST](#) [2-1825058-8](#)
[219002LPST](#) [219002MSTJRF](#) [219012MST](#) [25.352.0353.0](#) [CXDRIVEV2X](#) [LA2-002-DC24](#) [DSR02T](#) [193004MS](#) [E2FMX2D1M1TGJ03M](#)
[NDI10H](#) [219-9MSTP](#) [219008LPSTR](#) [EPM02FV](#) [206010RAST](#) [76SB05](#) [TD06H0SK1](#) [Z7.255.9027.0](#) [1-1825058-3](#) [1825428-4](#) [219-](#)
[10LPSTF](#) [E3ZG6111D03M](#) [G4D212PUSTV2DC5](#) [HARW0002](#) [EPG301BT06](#) [1-1825058-6](#) [E3TSL23M5J03M](#) [Y5795](#) [7R0060](#)