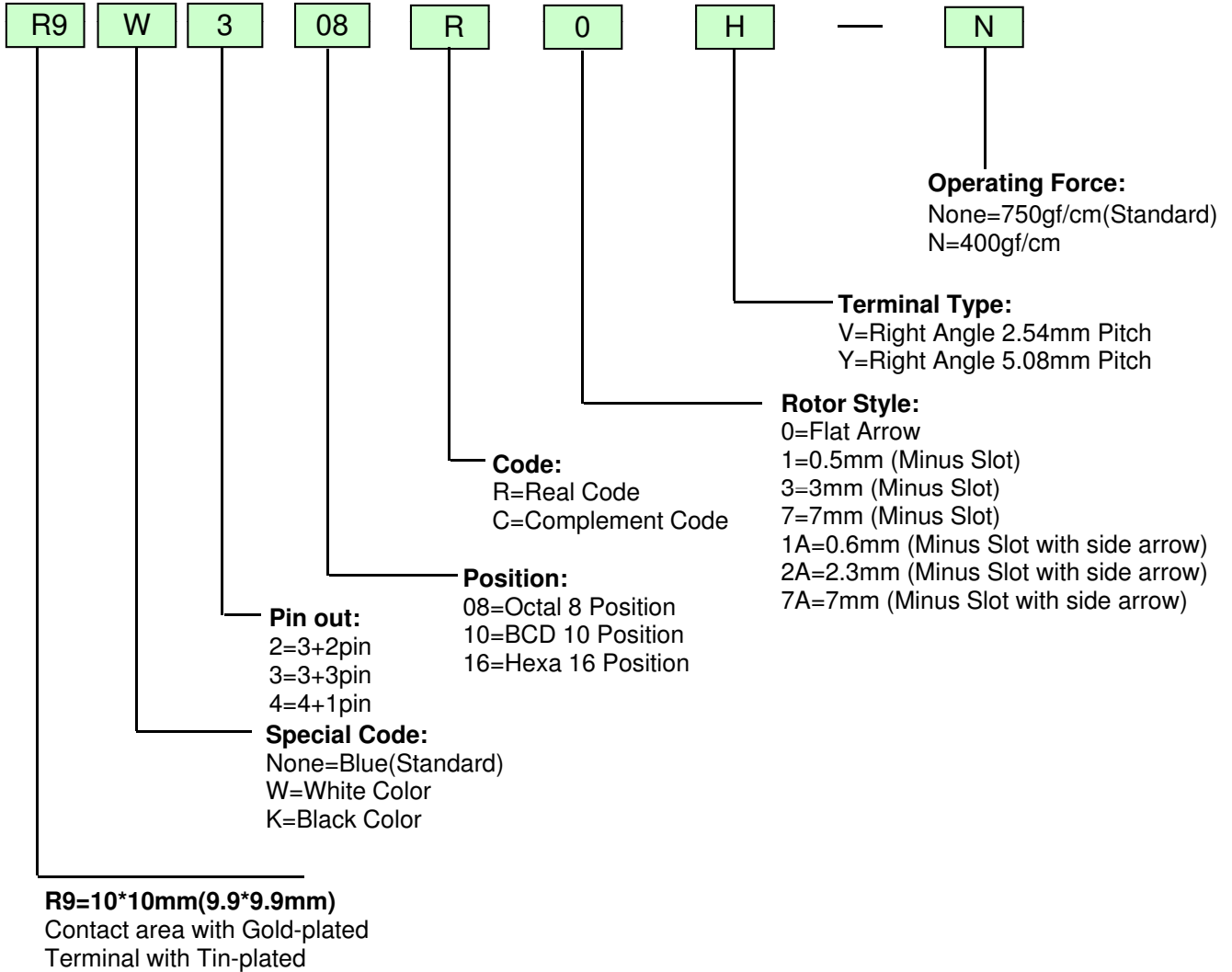
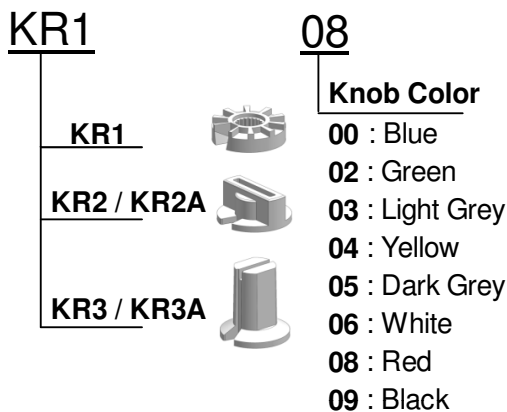


MODEL	SPECIFICATION Rotary Coded Switch RoHS&REACH Compliant / Halogen Free	SP-001	Page
R9 Series Right Angle Type			1/5

Order Information:



Knob Order information



Note:

1. All caps are not allowed to pass through soldering process.
2. All caps should be assembled after all soldering process finished.

MODEL	SPECIFICATION Rotary Coded Switch RoHS&REACH Compliant / Halogen Free	SP-002	Page
Blue Series Right Angle Type			2/5

Specifications

◆ Contact Rating		
Switching	5VDC 20mA (Min. AC/DC 20mA 1μA)
Non Switching	Max. 50VDC 100mA
◆ Contact	100mΩ Max.
◆ Insulation Resistance	1,000MΩ Min. at 100 VDC
◆ Dielectric Strength	250VAC for 1 minute
◆ Operating Force	750gf/cm (Standard)
	400gf/cm Max. (N)
◆ Life	20,000 Steps
◆ Operating Temperature	-40°C ~ +85°C
◆ Storage Temperature	-40°C ~ +85°C
◆ Waterproof	Meet IP67

Materials:

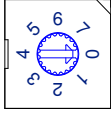
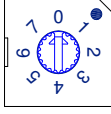
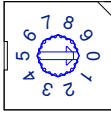
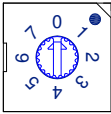
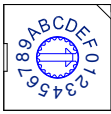
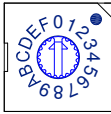
◆ Cover & Base	Halogen Free (R9).....	Thermoplastic UL 94 rate, Blue
	Halogen Free (R9W).....	Thermoplastic UL 94 rate, White
	Halogen Free (R9K).....	Thermoplastic UL 94 rate, Black
◆ Rotor	Halogen Free (R93/R92).....	Thermoplastic UL 94 rate, White/Red
	Halogen Free (R94).....	Thermoplastic UL 94 rate, Gray/Green
◆ Knob	Halogen Free.....	Thermoplastic, ABS UL 94 rate
◆ "O" Ring	Silicone Rubber
◆ Step	Stainless Steel
◆ Spacer	Stainless Steel
◆ Movable Contact	Gold-Plated
◆ Terminal Contact	Gold-Plated
◆ Terminal	Tin-Plated

Code Format:

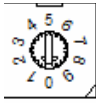
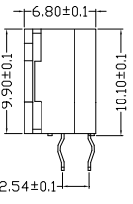
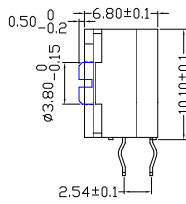
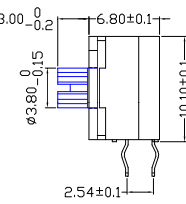
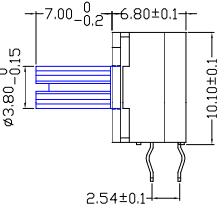

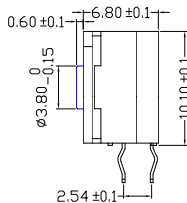
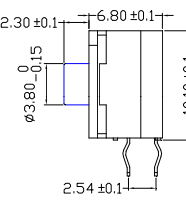
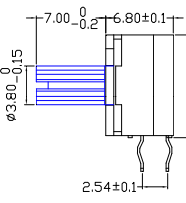
No. of Positions		16 Positions															
		08 Positions								10 Positions							
		0	1	2	3	4	5	6	7	8	9	A	B	C	D	E	F
Code	Real Code	8								●	●	●	●	●	●	●	
		4				●	●	●	●				●	●	●	●	
		2		●	●			●	●			●	●			●	●
		1	●		●		●		●		●		●		●		●
	Complementary Code	8	●	●	●	●	●	●	●								
		4	●	●	●	●				●	●	●	●				
		2	●	●			●	●		●	●			●	●		
		1	●		●		●		●		●		●		●		●

MODEL	SPECIFICATION Rotary Coded SWITCH RoHS&REACH Compliant / Halogen Free	SP-003	Page
R9 series Right Angle Type			3/5



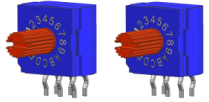

Position

8 Position		10 Position		16 Position	
R92/93	R94	R92/93	R94	R92/93	R94
					

Rotor Style

Standard Rotor	0 (Flat Type)	1 (0.5mm)	3 (3mm)	7 (7mm)
				
A type Rotor	1A (0.6mm)	2A (2.3mm)	7A (7mm)	
				

Rotor Color

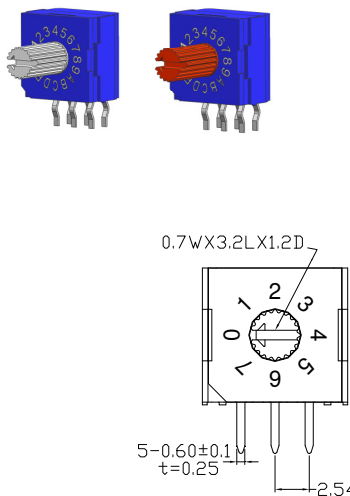
Real Code		Complement Code	
R93/R92 (White)	R94 (Grey)	R93/R92 (Red)	R94 (Green)
			

Part Number Table:

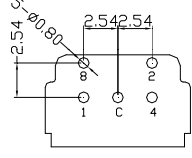
Pin Out	No. Pos.	Real Code			Complementary Code		
		V Type Flat Rotor Tube Package	Y Type 2.3mm Rotor Tube Package	Y Type 7mm Rotor Tube Package	V Type 0.6mm Rotor Tube Package	Y Type 3mm Rotor Tube Package	V Type 7mm Rotor Tube Package
3+2	08	R9208R0V	R9208R2AY	R9208R7Y	R9208C1AV	R9208C3Y	R9208C7V
	10	R9210R0V	R9210R2AY	R9210R7Y	R9210C1AV	R9210C3Y	R9210C7V
	16	R9216R0V	R9216R2AY	R9216R7Y	R9216C1AV	R9216C3Y	R9216C7V
3+3	08	R9308R0V	R9308R2AY	R9308R7Y	R9308C1AV	R9308C3Y	R9308C7V
	10	R9310R0V	R9310R2AY	R9310R7Y	R9310C1AV	R9310C3Y	R9310C7V
	16	R9316R0V	R9316R2AY	R9316R7Y	R9316C1AV	R9316C3Y	R9316C7V
4+1	08	R9408R0V	/	/	R9408C1AV	/	R9408C7V
	10	R9410R0V			R9410C1AV		R9410C7V
	16	R9416R0V			R9416C1AV		R9416C7V

MODEL	SPECIFICATION	Page
R9 series Right Angle Type	Rotary Coded SWITCH RoHS&REACH Compliant / Halogen Free	SP-004 4/5

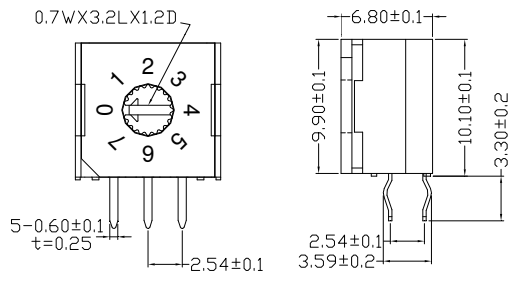
R92-V



PC board layout as viewed from the top of the switch



0.7WX3.2LX1.2D



5-0.60±0.1
t=0.25

2.54±0.1

3.59±0.2

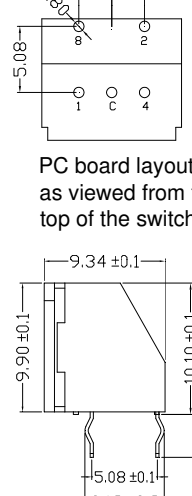
6.80±0.1

9.90±0.1

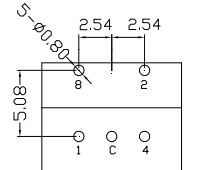
10.10±0.1

3.30±0.2

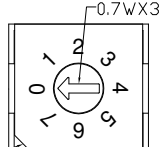
R92-Y



PC board layout as viewed from the top of the switch



0.7WX3.2LX1.2D



CORNER CLOSEST TO PIN #1

6-0.60±0.1
t=0.25

2.54±0.1

2.54±0.1

9.34±0.1

9.90±0.1

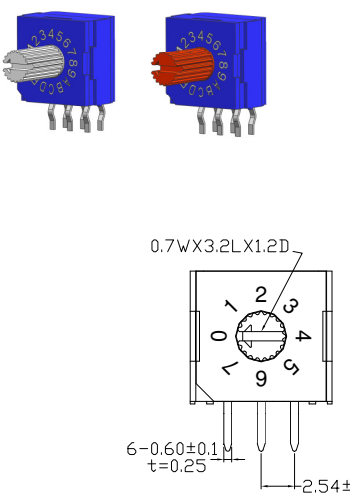
10.10±0.1

3.30±0.2

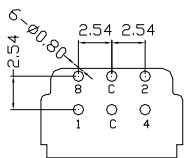
5.08±0.1

6.13±0.2

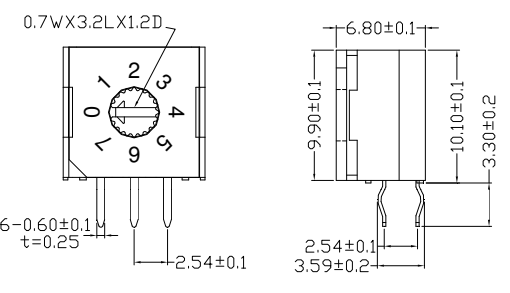
R93-V



PC board layout as viewed from the top of the switch



0.7WX3.2LX1.2D



6-0.60±0.1
t=0.25

2.54±0.1

3.59±0.2

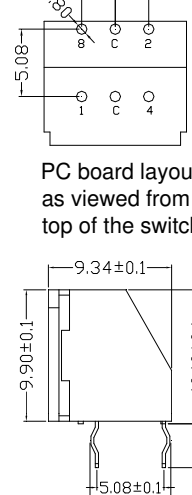
6.80±0.1

9.90±0.1

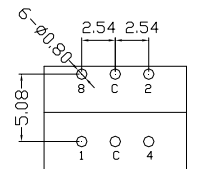
10.10±0.1

3.30±0.2

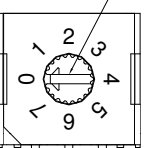
R93-Y



PC board layout as viewed from the top of the switch



0.7WX3.2LX1.2D



6-0.60±0.1
t=0.25

2.54±0.1

9.34±0.1

9.90±0.1

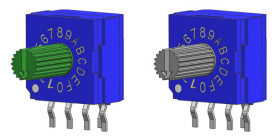
10.10±0.1

3.30±0.2

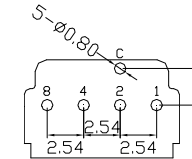
5.08±0.1

6.13±0.2

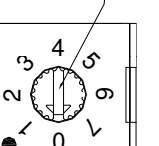
R94-V



PC board layout as viewed from the top of the switch



0.7WX3.2LX1.2D



5-0.60±0.1
t=0.25

2.54±0.1

2.54±0.1

3.59±0.2

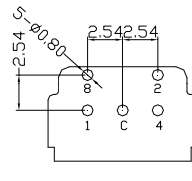
6.80±0.1

9.90±0.1

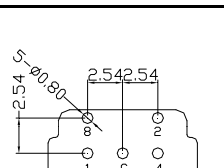
10.10±0.1

3.30±0.2

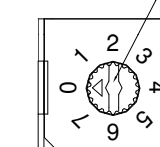
***A type Rotor**



PC board layout as viewed from the top of the switch



0.7WX3.2LX1.2D



5-0.60±0.1
t=0.25

2.54±0.1

3.59±0.2

6.80±0.1

9.90±0.1

10.10±0.1

3.30±0.2

MODEL	SPECIFICATION		Page
R9 series Right Angle Type	Rotary Coded SWITCH RoHS&REACH Compliant / Halogen Free	SP-005	5/5

Soldering Information

◆ **Hand Soldering**

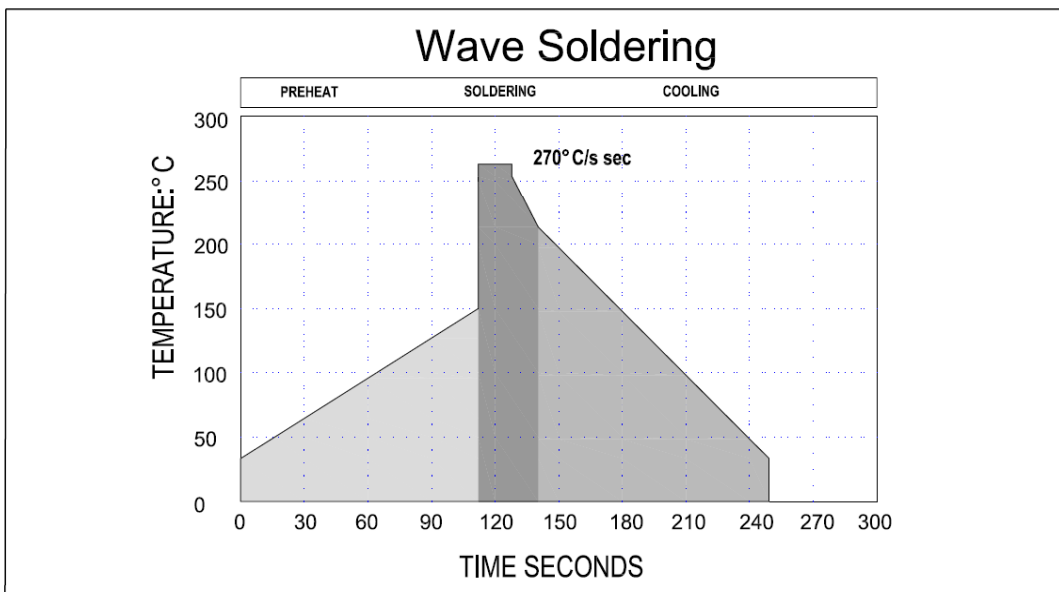
Soldering iron 30W or under at 350°C for 3 sec. max. or at 270°C for 5 sec. max.

◆ **Wave Soldering**

For lead free wave solder simulation of typical components, the solder bath temperature shall be maintained to 275°C.

The hold time in the solder shall be 10 +2/-0 seconds.

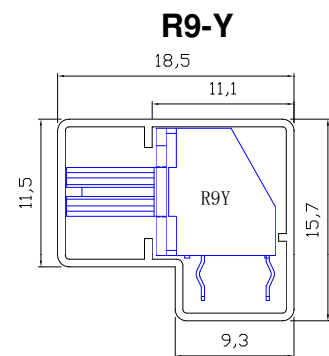
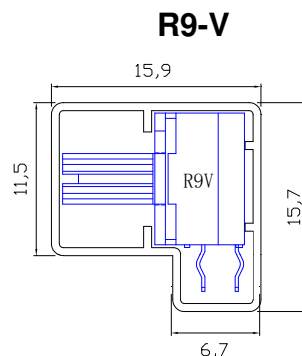
Classification Wave Soldering Profiles



Maximum dwell time in the solder wave (270°C) shall not exceed 5 seconds.

Tube Package:

Thru Hole	V Type	Y Type
ROTOR	0mm ~ 7mm	0mm ~ 7mm
Per TUBE (pcs)	45	45
BOX (pcs)	2025	2025
CTN 1 (pcs)	4050	4050
CTN 2 (pcs)	8100	8100



Box Dimension:

◆ Tube 57.0cm x 13.0cm x 12.5cm

Carton Dimension:

◆ Tube
 2 Boxes..... 58.5cm x 29.0cm x 15.0cm
 4 Boxes..... 58.5cm x 28.0cm x 27.0cm

X-ON Electronics

Largest Supplier of Electrical and Electronic Components

Click to view similar products for [Coded Rotary Switches](#) category:

Click to view products by [BIWIN](#) manufacturer:

Other Similar products are found below :

[PT65503RT](#) [Y36D02243FPLFT](#) [RTAP31S12WFLSP](#) [MADR-16H1](#) [GSER-10](#) [6KF001B-3S10R4-0](#) [EC11E153442W](#) [SC-2110](#) [SD-2010TB](#)
[MER-16H](#) [EDR-08](#) [USR-10](#) [FSR-08](#) [FSR-04S](#) [ESR-16](#) [HAMR-10S](#) [SDR-10H](#) [QSR-16H](#) [HAMR-16](#) [FDR-04S](#) [EDR-16S](#) [ESR-10S](#) [QDR-](#)
[08H1](#) [TDR-04](#) [EDR-08S](#) [ESR-16H](#) [QDR-10](#) [EDR-10S](#) [QSR-06S](#) [ESR-08S](#) [EC11E156040N](#) [EC11B15243DC](#) [EC35AH220501](#)
[EC18AGB20406](#) [EC11E09244C3](#) [EC11G1534414](#) [EC11E156T402](#) [EC60A1520405](#) [EC11E1564454](#) [EC11J0925501](#) [EC11E15204B1](#)
[EC11E1564439](#) [EC50A0920403](#) [ED103180-FE14.5S7.5-A16-1010](#) [ED08C030-FE18C9.0-A16-1002X](#) [ED08C210-FE18A6.0-A16-1002](#)
[ED08C110-FE18S9.0-A16-1040](#) [ED08C150-BM20S6.0-A16-1026](#) [ED103010-SP17S8.0-A16-1012](#) [ED113020-FB15S7.0-C12-0005](#)