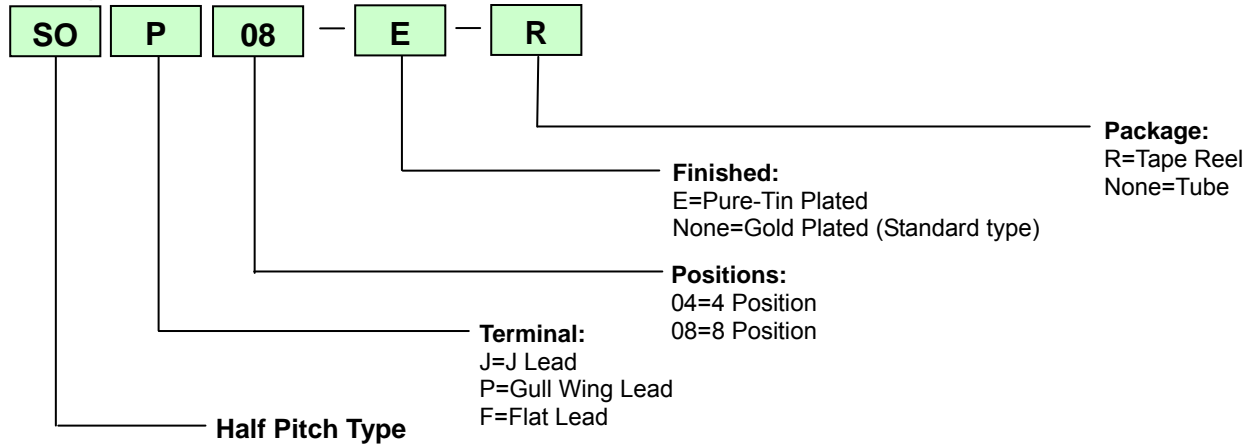


**Ordering Information:**



**Specifications**

◆ Contact Rating	Switching.....	25mA, 24VDC
	Non-Switching.....	100mA, 50VDC
◆ Contact Resistance	Initial.....	50mΩ Max.
	After Life Test.....	100mΩ Max.
◆ Insulation Resistance	.....	100MΩ Min. at 500VDC
◆ Dielectric Strength	.....	300VAC / 1 minute
◆ Operation Force	.....	500g Max
◆ Travel :	.....	0.7mm
◆ Mechanical Life	.....	<b>2,000 cycles (Min.)</b>
◆ Electrical Life	.....	<b>1,000 cycles / 25mA, 24VDC</b>
◆ Operation Temperature	.....	-40°C ~ +85°C
◆ Storage Temperature	.....	-40°C ~ +85°C

**Soldering Information**

- ◆ **Hand Soldering**  
Soldering iron 30W or under at 270°C for 2 sec max.
- ◆ **Reflow Soldering**
  - (1) Gold-plated series available 2~3 times process
  - (2) Tin-plated series available 1 time process
  - (3) Vapor Phase Heating (VPH) switch must with Tape sealed type
- ◆ Keep all actuators in "OFF" position during soldering and cleaning process.

### Classification Reflow Profiles

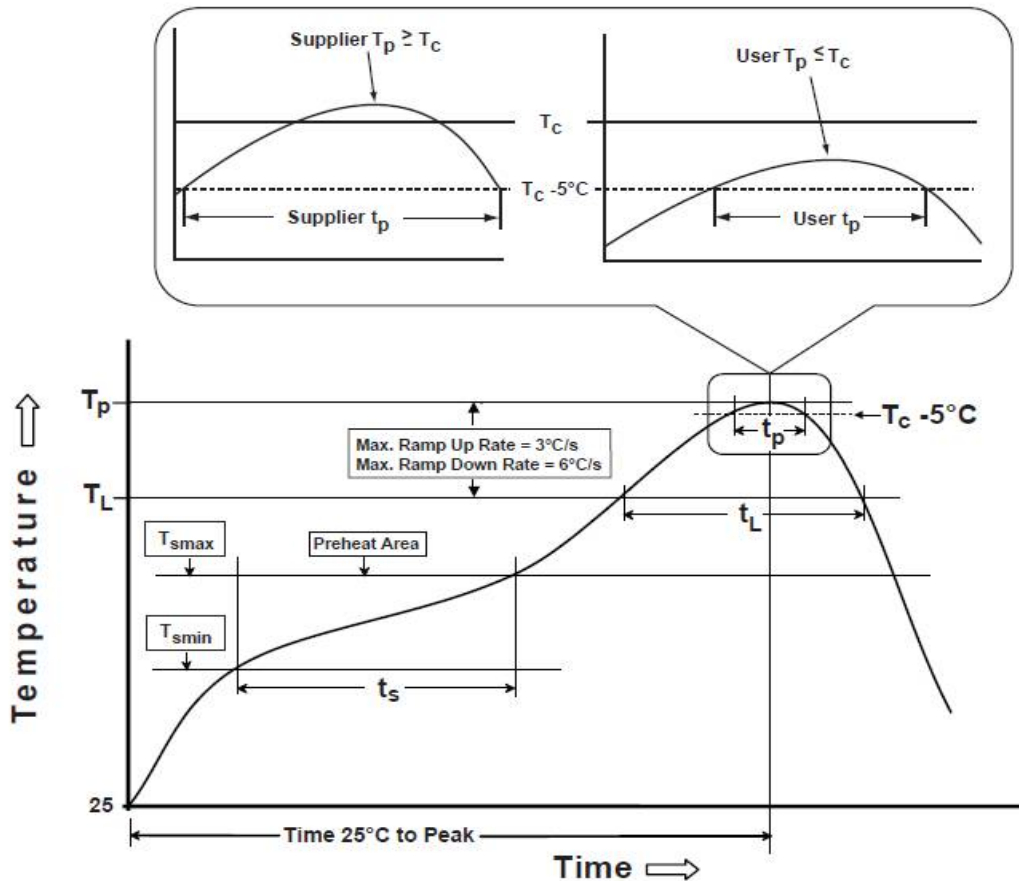
Profile Feature	Pb-Free Assembly
<b>Preheat / Soak</b>	
Temperature Min ( $T_{smin}$ )	150°C
Temperature Max ( $T_{smax}$ )	200°C
Time(ts) from ( $T_{smin}$ to $T_{smax}$ )	60 ~120 seconds
Ramp-up Rate ( $T_L$ to $T_p$ )	3°C/second max
Liquidous temperature ( $T_L$ )	217°C
Time ( $t_L$ ) maintained above to $T_L$	60 ~ 150 seconds
Peak package body temperature ( $T_p$ )	For users $T_p$ must not exceed the Classification temp:260°C (Package Thickness:1.6~2.5mm) For suppliers $T_p$ must equal or exceed the Classification temp:260°C (Package Thickness:1.6~2.5mm)
Time ( $t_p$ ) within 5°C of specified classification Temperature ( $T_c$ )	30 seconds
Ramp-Down Rate ( $T_p$ to $T_L$ )	6°C/second max
Time 25°C to Peak Temperature	8 minutes max
*Tolerance for peak profile temperature( $T_p$ ) is defined as a supplier minimum and a user maximum	

**Note 1:** All temperatures refer to topside of the package, measured on the package body surface.

**Note 2:** Time within 5 °C of actual peak temperature ( $t_p$ ) specified for the reflow profiles is a “supplier” minimum and “user” maximum.

The table copy from IPC/JEDEC J-STD-020 D.1

### Reflow Soldering Standard Conditions



### Switch Operation and Taping

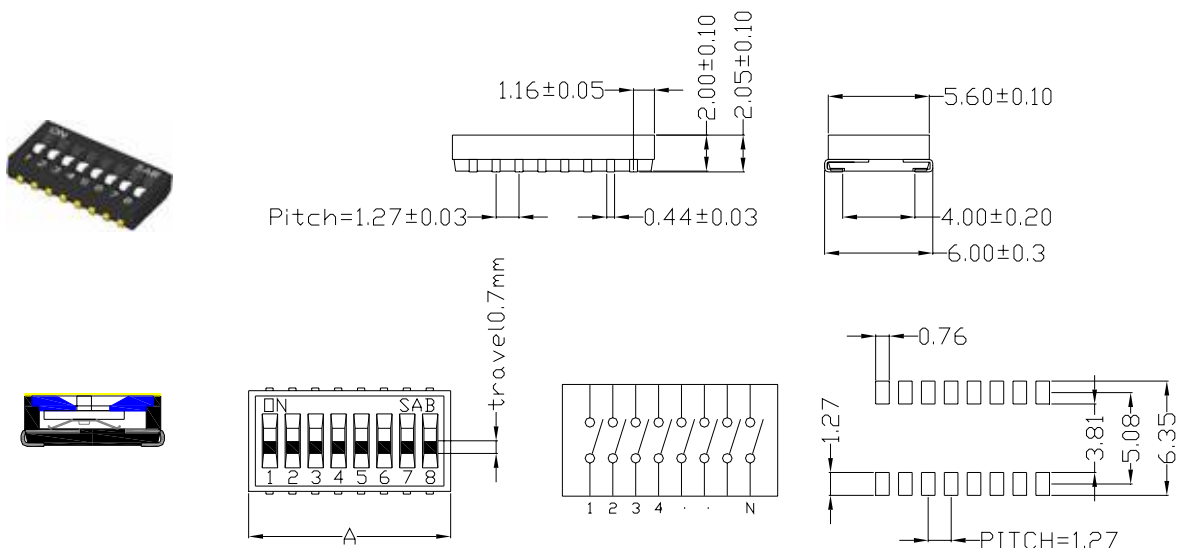
- (1) Use tweezers or ball-point pen for operation.
- (2) Flux cleaning should be done without removing the Tape.
- (3) If the tape is removed, it adheres less than before when it is placed back on, possibly causing flux inflow
- (4) Do Not Remove Tape sealed before Reflow processing  
Ultrasonic cleaning not re-commended.

- ※ All switches must set in OFF position when through Soldering process.
- ※ Any flux enters the switch may influence contact function.

### Materials:

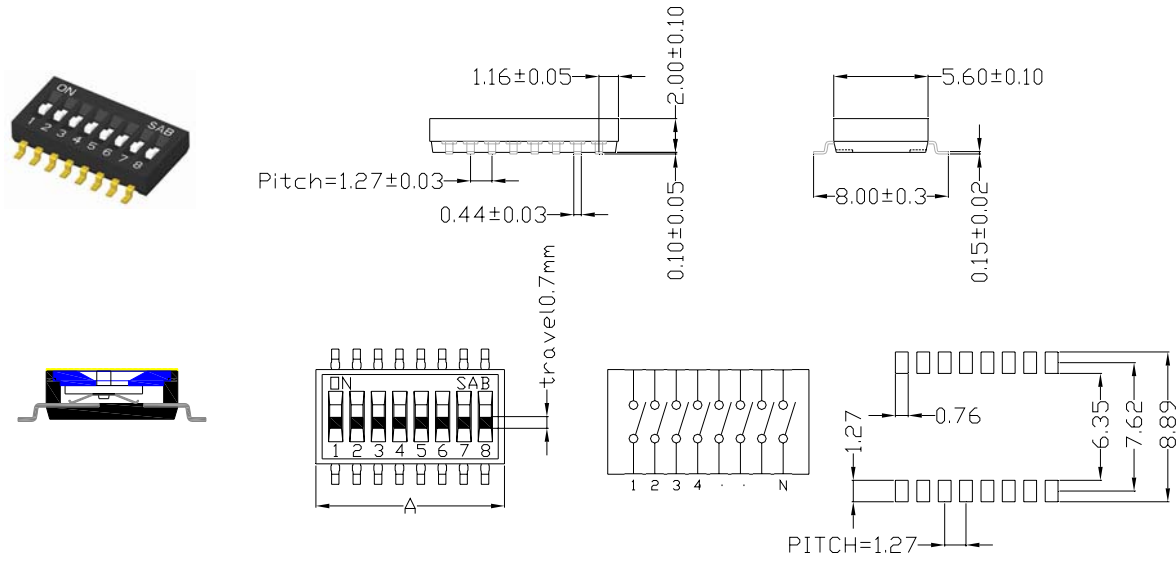
◆	Cover	PPS (UL 94V-0), Black
◆	Base	PPS (UL 94V-0), Black
◆	Actuator	PA46 (UL 94V-0), White
◆	Terminal Contact	Gold Plated / Pure-Tin Plated
◆	Movable Contact	Gold Plated / Pure-Tin Plated
◆	Terminal	40u" +/-10u" Nickel Cover (Pure) Tin-Plated
		40u" +/-10u" Nickel Cover Gold-Plated
◆	Tape	Polyimide Film

### SOJ

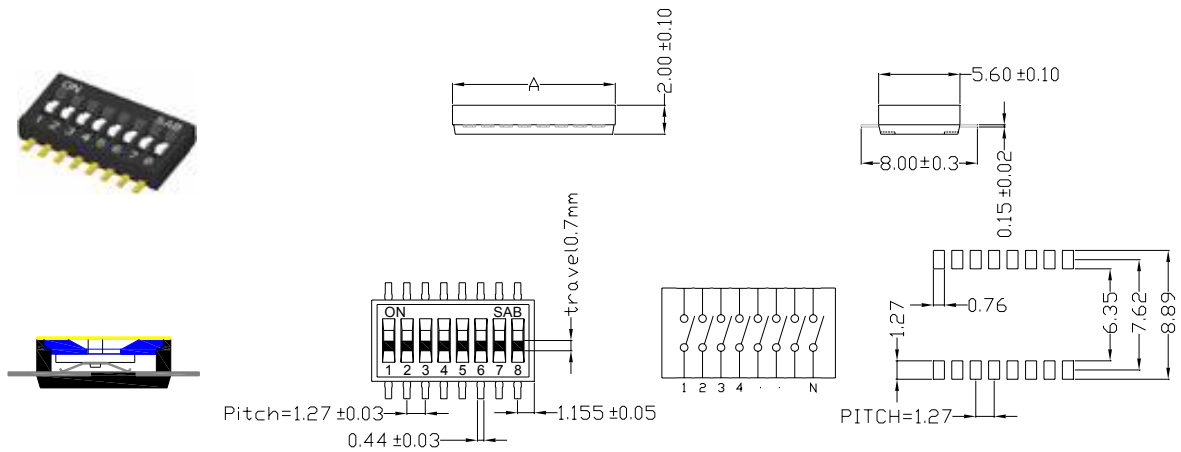


<b>MODEL</b>	<b>SPECIFICATION</b>	SP-004	Page
SO series Half Pitch Type			RoHS Compliant DIP SWITCH

### SOP



### SOF



<b>MODEL</b>	<b>SPECIFICATION</b> <b>RoHS Compliant DIP SWITCH</b>	SP-005	Page
<b>SO series</b> Half Pitch Type			5/8

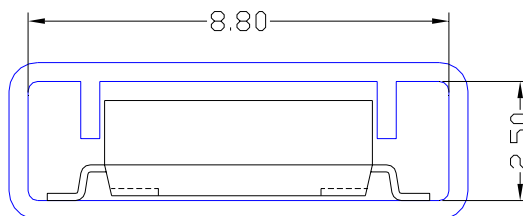
### Part Number Table

No. Pos.	Dim. "A"	SMD Gold Plated Tape Sealed Tube Package	J Lead Tin Plated Tape Sealed Tape Reel	Flat Lead Gold Lead Tape Sealed Tape Reel
1	2.31	SOP01	SOJ01E-R	SOF01-R
2	3.58	SOP02	SOJ02E-R	SOF02-R
3	4.85	SOP03	SOJ03E-R	SOF03-R
4	6.12	SOP04	SOJ04E-R	SOF04-R
5	7.39	SOP05	SOJ05E-R	SOF05-R
6	8.66	SOP06	SOJ06E-R	SOF06-R
8	11.20	SOP08	SOJ08E-R	SOF08-R
10	13.74	SOP10	SOJ10E-R	SOF10-R
12	16.28	SOP12	SOJ12E-R	SOF12-R

### Tube Package:

POLE	1	2	3	4	5	6	8	10	12
TUBE	93(half)	125	90	70	60	50	40	30	25
BOX	18600	25000	18000	14000	12000	10000	8000	6000	5000
CTN 1	37200	50000	36000	28000	24000	20000	16000	12000	10000

## SOP

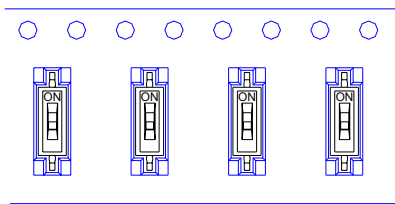


### Tape & Reel package

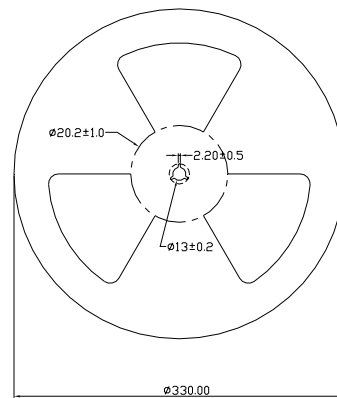
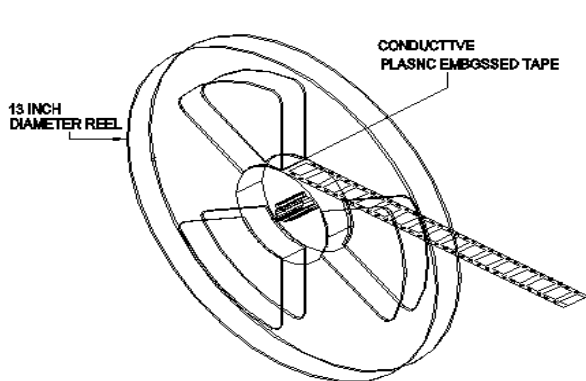
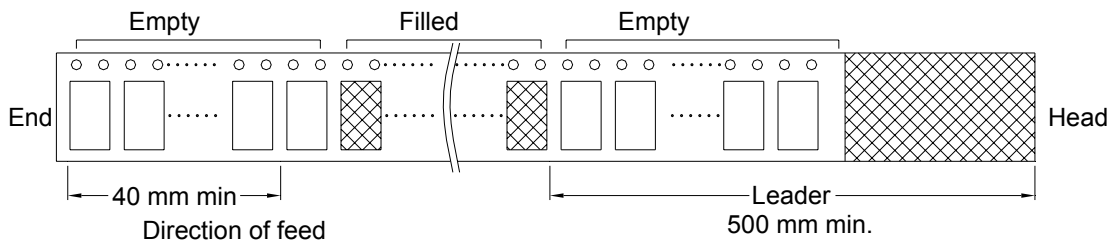
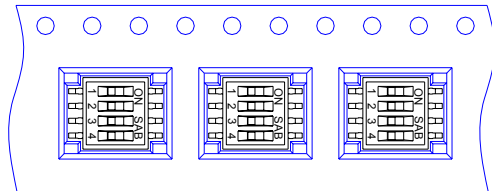
◆ SOP/SOJ/SOF

POLE	01	02	03	04	05	06	08	10	12
Pitch (mm)	8	8	8	12	12	12	12	12	12
Width (mm)	16	16	16	16	16	16	24	24	24
per Reel	3000	3000	3000	2000	2000	2000	2000	2000	2000

SOP/SOJ01~03



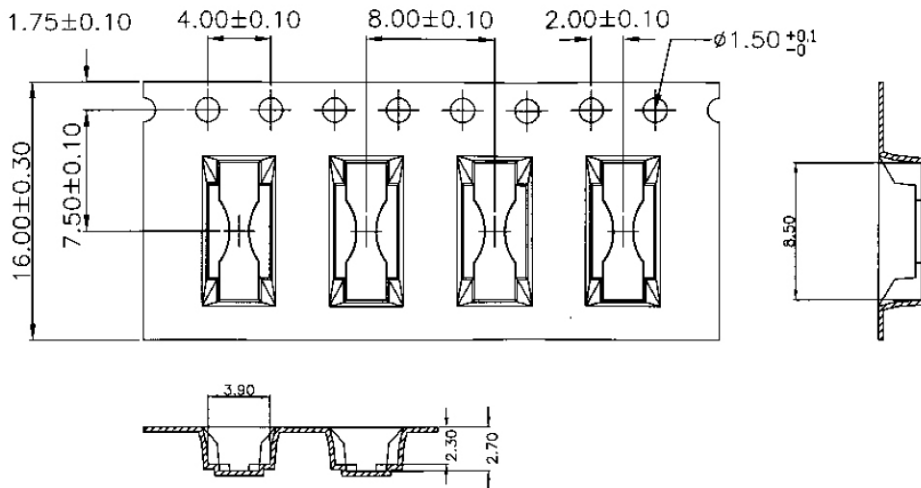
SOP04~SOP12



**Carry Tape Table:**

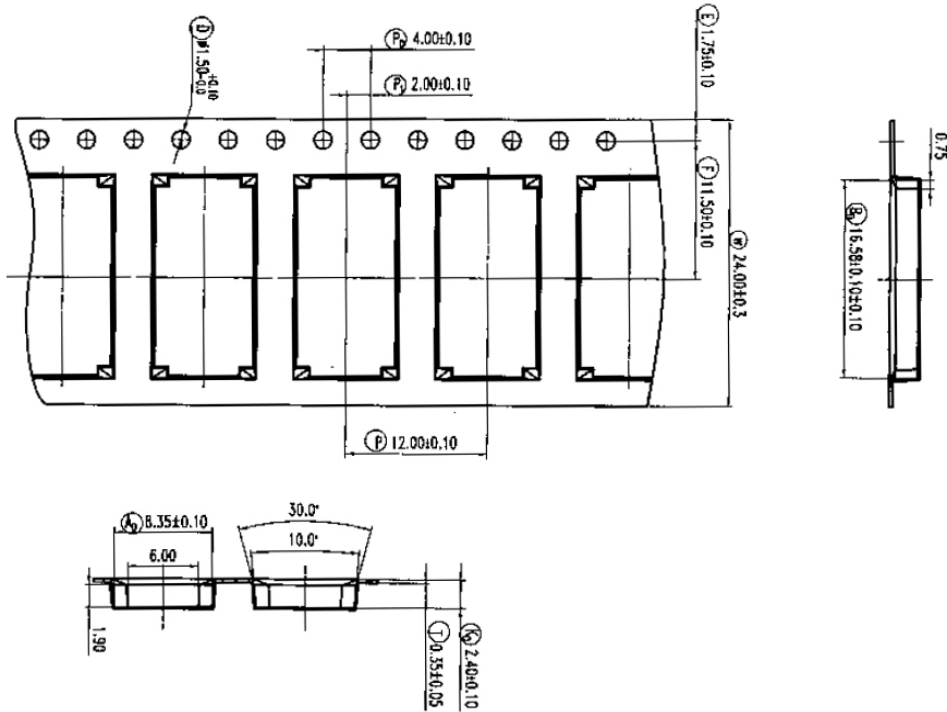
P/N.	Pitch(mm)	Thickness(mm)	Width(mm)	Sellotape(mm)	@Reel/BOX	Q'ty/Reel
SOP/J01	8	0.3	16	13.3	6	3000
SOP/J02	8	0.3	16	13.3		3000
SOP/J03	8	0.3	16	13.3		3000
SOP/J04	12	0.3	16	13.3		2000
SOP/J05	12	0.3	16	13.3		2000
SOP/J06	12	0.3	16	13.3		2000
SOP/J08	12	0.3	24	21.3	4	2000
SOP/J10	12	0.3	24	21.3		2000
SOP/J12	12	0.3	24	21.3		2000

**16mm**



<b>MODEL</b>	<b>SPECIFICATION</b>	SP-008	Page
SO series Half Pitch Type			RoHS Compliant DIP SWITCH

**24mm**



**Bo)**

- ◆ Tube .....56cm × 12cm × 12cm
- ◆ Tape & Reel .....34cm x 12cm x 33cm

**Carton Dimension:**

- ◆ Tube      CTN 1 / 2 Boxes.....58.5cm x 26.5cm x 16cm  
                  CTN 2 / 4 Boxes.....58.5cm x 26.5cm x 24cm
- ◆ Tape & Reel .....34cm x 26cm x 35cm



## X-ON Electronics

Largest Supplier of Electrical and Electronic Components

*Click to view similar products for [DIP Switches/SIP Switches](#) category:*

*Click to view products by [BIWIN](#) manufacturer:*

Other Similar products are found below :

[79B10T](#) [8136-475G4T](#) [G7G-1A2-CB-DC12](#) [DRS4016](#) [1825444-1](#) [193005MS](#) [195010MS](#) [200183](#) [206002](#) [208004](#) [208007ST](#) [208008](#)  
[25.350.0653.0](#) [SDA10H1BDA](#) [97R06ST](#) [A2C-2A5](#) [1825444-7](#) [ADE12S04](#) [192960010](#) [206005RAS](#) [209005LPST](#) [2-1825058-8](#)  
[219002LPST](#) [219002MSTJRF](#) [219012MST](#) [25.352.0353.0](#) [CXDRIVEV2X](#) [LA2-002-DC24](#) [DSR02T](#) [193004MS](#) [E2FMX2D1M1TGJ03M](#)  
[NDI10H](#) [219-9MSTP](#) [219008LPSTR](#) [EPM02FV](#) [206010RAST](#) [76SB05](#) [TD06H0SK1](#) [Z7.255.9027.0](#) [1-1825058-3](#) [1825428-4](#) [219-](#)  
[10LPSTF](#) [E3ZG6111D03M](#) [G4D212PUSTV2DC5](#) [HARW0002](#) [EPG301BT06](#) [1-1825058-6](#) [E3TSL23M5J03M](#) [Y5795](#) [7R0060](#)