

Programmable AC Power Sources

9800/B Series



The 9800/B Series is both a programmable AC source and measurement tool. These fully programmable linear AC sources deliver a maximum of 1500 VA through the universal line output terminals on the front and the output connector on the rear. The output can be varied from 0 to 300 V with 0.1 V programming resolution. The output frequency can also be adjusted from 45 Hz to 500 Hz with start and stop phase angle from 0 to 360 degrees. The bright VFD display shows Vrms, Irms, Ipeak, frequency, power factor (PF), apparent power, true power, and elapsed output time.

These AC sources provide a power line disturbance (PLD) simulator, list mode, and sweep mode for simulation of common power grid faults and disturbances. A built-in dimmer function is also available for testing motors and LEDs.

List mode can be used to generate sequences of waveforms such as surges, sags, and frequency disturbances. The programmed list can be triggered from the front panel or via BNC connector on the rear.

Standard USB, RS232, and LAN interfaces can be used to remotely control the source via a PC. GPIB is available as an option for select models. Free application software and LabVIEW™ driver are available to reduce programming time and increase productivity.

Common applications

The 9800/B Series AC power sources are suitable for evaluating transformers, TRIACs, SCRs and passive components as well as production, R&D, service, and pre-compliance testing.

Features

- 0 to 300 V, low distortion AC power source with models delivering a maximum of 1500 VA, 12 Arms / 36 Apeak
- Output frequency adjustable from 45 Hz to 500 Hz
- Select 150 V / 300 V autoranging or 300 V range operation for continuous sweep from 0 to 300 V
- Displays Vrms, Irms, Ipeak, frequency, PF, apparent power, true power, and elapsed output time
- Adjustable phase angle control
- Programmable voltage and frequency limit settings
- Built-in PLD and dimmer simulation
- Voltage and frequency sweep mode
- List mode: 10 user-defined programs with up to 100 programmable steps each
- BNC I/O for external triggering, output status indication/control, and synchronization
- Save and recall up to 100 instrument settings
- USB (USBTMC)-compliant, RS232, and LAN interfaces standard
- GPIB optional on select models
- OVP/OCP/OPP/OTP protection modes and key lock function
- Pre-compliance testing for voltage dips and frequency simulations according to IEC61000-4-11 / 4-14 / 4-28
- LabVIEW™ driver and softpanel for remote control available

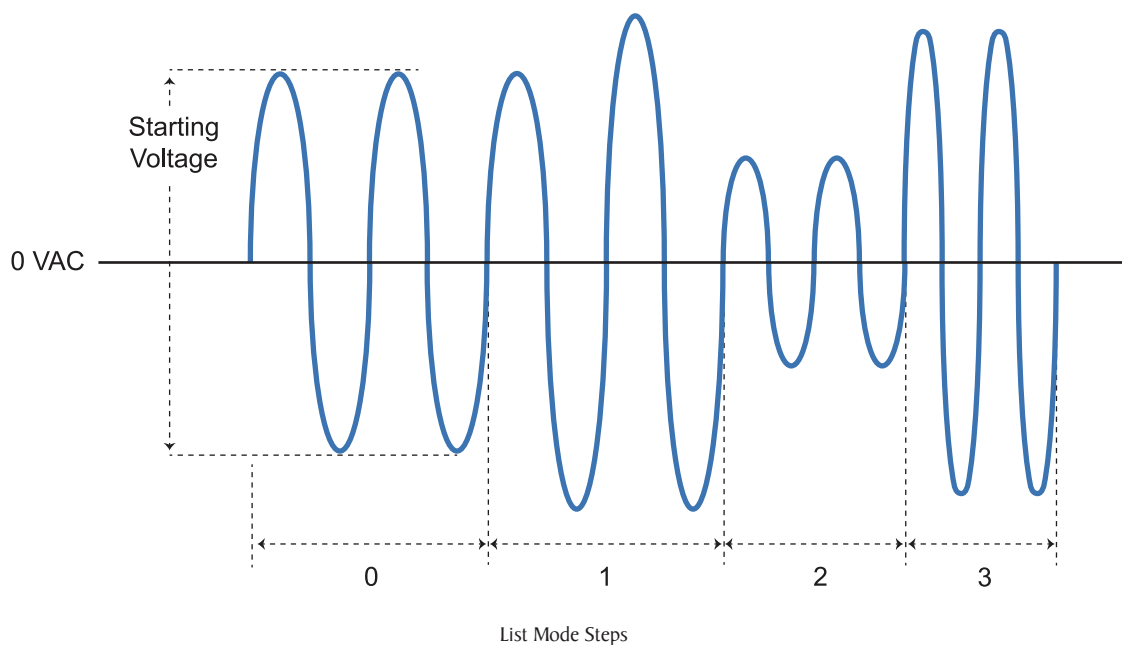
Model	9801	9803/B*	9805/B*
Voltage (rms)	0 to 300 V		
Max. Power	300 VA	750 VA	1500 VA
I/O Interface	USB, RS232, LAN		USB, RS232, LAN, GPIB (optional)

*Model numbers with suffix B (980xB) do not include a GPIB interface. See ordering information on page 5 for details.

Flexible operation

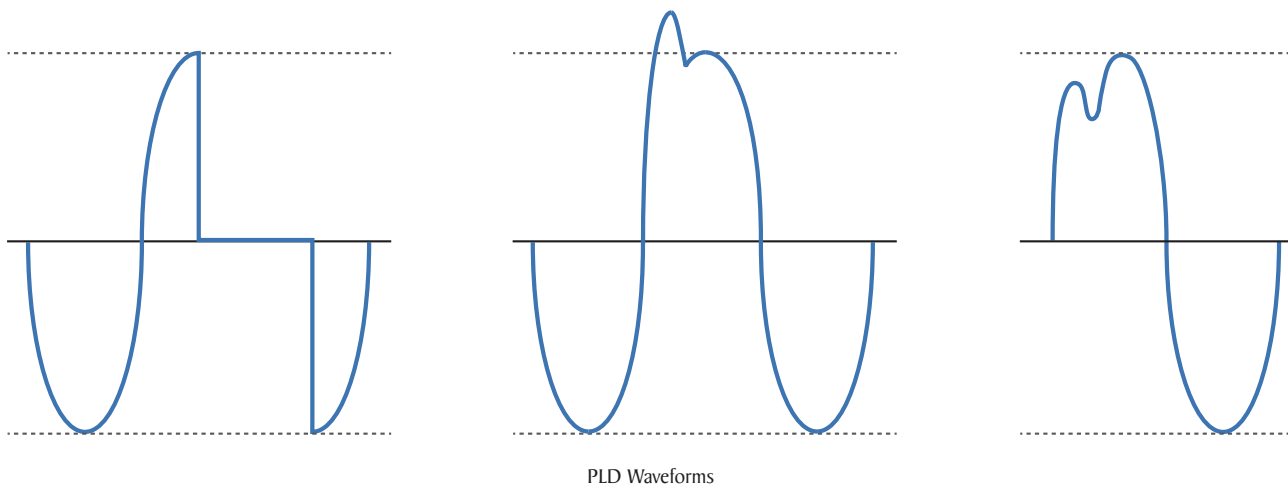
List mode

List mode supports the generation of more complex sequences with varying times, amplitudes, and frequencies. Up to 100 steps in 10 groups can be saved and executed. This allows the user to build a wide range of waveforms in a sequence to simulate grid faults and disturbances. The programmed list can be triggered from the front panel or via BNC connector on the rear.



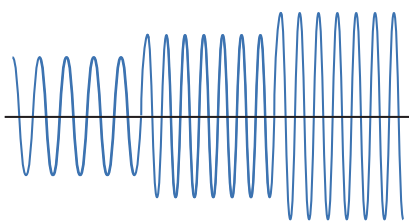
Power line disturbance (PLD) simulator

The PLD simulator is an extended feature of list mode that provides the user with more control over the disturbance insertion into the waveform. This can be useful for evaluating a product's immunity performance. For instance, a user could produce common waveform disturbances like surge, sag, spikes, and dropouts at user-defined locations on the waveform.

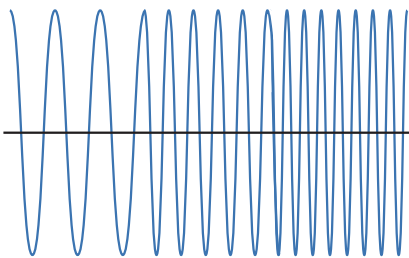


Sweep mode

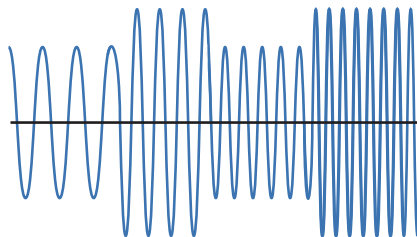
The sweep function is ideal for testing the efficiency of switching power supplies or capturing the maximum operating power requirements of the device under test. User-defined voltage and frequency sweeps can be created independently or combined. Up to 10 sweep profiles can be stored and recalled.



Voltage Sweep



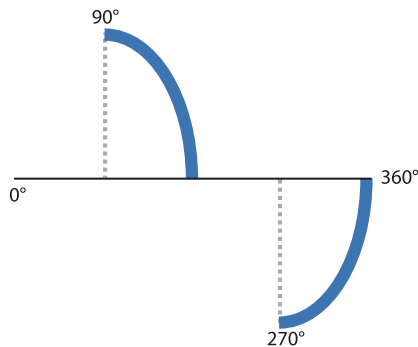
Frequency Sweep



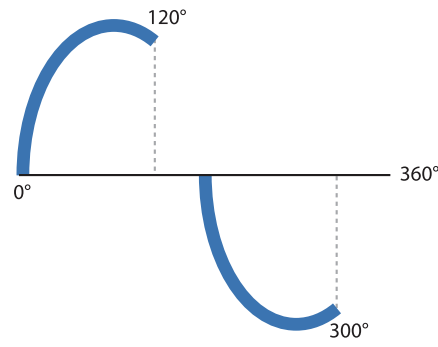
Voltage plus Frequency Sweep

Dimmer simulation

The dimmer feature can be used for many test applications such as motor control and lighting. By controlling the phase cut-off of the AC sine wave's leading or trailing edge, the dimmer simulation varies the RMS voltage supplied to the load under test. The phase cut-off can be adjusted for leading or trailing edge dimming between 0 to 180 degrees.



Leading Edge Dimmer at 90°




Trailing Edge Dimmer at 60°

Application software


PC software is provided for front panel emulation, generating and executing list, PLD, and sweep profiles, or logging measurement data without the need to write source code.



Front panel



Rear panel



Specifications

Model		9801	9803/B	9805/B
AC Input				
Phase		Single		
Voltage		110 / 220 VAC ± 10%		
Frequency		47 to 63 Hz		
Max. Current		8 A max.	15 A max.	30 A max.
Power Factor		0.5 (typical)	0.7 (typical)	0.7 (typical)
AC Output				
Max. Power		300 VA	750 VA	1500 VA
Max. Current (rms)	0 to 150 V	3.0 A	6 A	12 A
	0 to 300 V	1.5 A	3 A	6 A
Max. Current (peak)	0 to 150 V	9 A	18 A	36 A
	0 to 300 V	4.5 A	9 A	18 A
Crest Factor		3		
Phase		Single		
Total Harmonic Distortion (THD)		≤0.5% at 45 to 500 Hz (Resistive load)		
Line Regulation		0.1% max for a ±10% line change		
Load Regulation		≤0.5% FS (Resistive load)		
Response Time		<100 μs		
Programming				
Voltage (rms)	Range	0 to 300 V, 150 V / 300 V (Auto)		
	Resolution	0.1 V		
	Accuracy	±(0.2% + 0.6 V)		
Frequency	Range	45 to 500 Hz		
	Resolution	0.1 Hz at 45 to 99.9 Hz 1 Hz at 100 to 500 Hz		
	Accuracy	±0.1 Hz (100 Hz) ±1 Hz (100 to 500 Hz)		
Phase Angle	Range	0 to 360°		
	Resolution	0.1°		
	Accuracy	±1° (45 to 65 Hz)		

Note: All specifications apply to the unit after a temperature stabilization time of 15 minutes over an ambient temperature range of 23 °C ± 5 °C.

* The current range switches from low to mid range or mid to high range when I_{peak} > 300% of the present range.
When I_{peak} is <80 % of the high range, the current range switches from high to mid range.
When I_{peak} is <20 % of the mid range, the current range switches from mid to low range.

Ordering Information

9800/B Series Programmable AC Power Sources

With GPIB	Without GPIB
-	9801
9803	9803B
9805	9805B

Measurements				
Voltage (rms)	Range	0 to 300 V		
	Resolution	0.1 V		
	Accuracy	±(0.2% + 0.6 V)		
Current (rms)	Range*	Low: 120.0 mA / Mid: 1.200 A / High: 3.00 A	Low: 120.0 mA / Mid: 1.200 A / High: 6.00 A	Low: 120.0 mA / Mid: 1.200 A / High: 12.00 A
	Resolution	Low: 0.1 mA / Mid: 1 mA / High: 10 mA		
	Accuracy	Low: ±(0.2% + 0.4 mA) / Mid: ±(0.2% + 4 mA) / High: ±(0.2% + 20 mA)		
Current (peak)	Range	0 to 9 A	0 to 18 A	0 to 36 A
	Resolution	0.01 A		
	Accuracy	±(1% + 120 mA)		
True Power (watts)	Resolution	Low: 0.01 W / Mid: 0.1 W / High: 1 W		
	Accuracy (47 to 65 Hz)	Low: ±(0.2% + 0.05 W) / Mid: ±(0.2% + 0.5 W) / High: ±(0.2% + 2 W)		
Frequency	Range	45 to 500 Hz		
	Resolution	±0.1 Hz (45 to 99.9 Hz), ±1 Hz (100 to 500 Hz)		
	Accuracy	±0.1 Hz		
Power Factor	Range	0.000 to 1.000		
	Resolution	0.001		
Apparent Power (VA)	Resolution	Low: 0.01 VA / Mid: 0.1 VA / High: 1 VA		
	Accuracy	Voltage (rms) x Current (rms)		
Temperature Coefficient (typical)		±0.04% per °C		
General				
Memory		10 Locations		
External BNC I/O		Trigger input, sync output, output status, output indicator/control		
Interface		LAN, USB, RS232	LAN, USB, RS232, & GPIB (optional)	
Operating Temperature		32 °F to 104 °F (0 °C to 40 °C) 20 - 80% R.H.		
Storage Temperature		-4 °F to 158 °F (-20 °C to 70 °C) ≤ 85% R.H.		
Environmental conditions		For indoor use only, max humidity 80%, no condensation		
Dimensions (W x H x D)	8.45" x 3.47" x 17.83" (214.5 x 88.2 x 453.5 mm)	17.3" x 5.2" x 21.1" (439 x 131.4 x 535.7 mm)		
Weight	20.94 lb (9.5 kg)	88.2 lb (40 kg)	115 lb (52.16 kg)	
Warranty		2 Years		
Standard Accessories		AC Power cord (9801 only), unterminated power cord with input connector (9803/B & 9805/B only), rackmount ears & handles (9803/B & 9805/B only), instruction manual, test report & certificate of calibration		
Optional Accessories		IT-EI51 rack mount kit (9801 only)		



About B&K Precision

For more than 70 years, B&K Precision has provided reliable and value-priced test and measurement instruments worldwide.

Our headquarters in Yorba Linda, California houses our administrative and executive functions as well as sales and marketing, design, service, and repair. Our European customers are most familiar with B&K through our French subsidiary, Sefram. Engineers in Asia know us through our B&K Precision Taiwan operation. The independent service center in Singapore services customers in Singapore, Malaysia, Vietnam, and Indonesia.



● B&K Precision group member ● Independent service center ● Service center location

Quality Management System

B&K Precision Corporation is an ISO9001 registered company employing traceable quality management practices for all processes including product development, service, and calibration.

ISO9001:2015

Certification body NSF-ISR
Certificate number 6Z241-IS8



Video Library

View product overviews, demonstrations, and application videos in English, Spanish and Portuguese.

<http://www.youtube.com/user/BKPrecisionVideos>

Product Applications

Browse all of our supported product and mobile applications.

<http://bkprecision.com/product-applications>

X-ON Electronics

Largest Supplier of Electrical and Electronic Components

Click to view similar products for [Benchtop Power Supplies](#) category:

Click to view products by [B&K Precision](#) manufacturer:

Other Similar products are found below :

[NL200](#) [PR20](#) [ZUPNC403](#) [ZUP/W](#) [ZUPNC402](#) [TL89F2](#) [TL89K1](#) [TL89T1](#) [1332A-NIST](#) [ACC-GENH/RM](#) [P 6300](#) [SPE3102](#) [SPE3103](#)
[SPE6103](#) [GEN-150-10](#) [GEN-20-38/LN](#) [GEN-300-5](#) [GEN-40-19/LN](#) [GEN-50-30/LN](#) [GEN-60-12.5/LN](#) [GEN-60-55-1P230](#) [GEN-600-1.3](#)
[GENH-60-12.5/LN](#) [P 5995](#) [CPX200DP](#) [AX-3003P](#) [AX-6003P](#) [AX-8450A](#) [TPM-3003](#) [HMP2020](#) [HMP2030](#) [HMP4040](#) [1350](#) [UT804](#) [1410](#)
[XLNRC](#) [1513](#) [1514](#) [1550](#) [1651A](#) [1652](#) [1665](#) [1666](#) [1667](#) [1693](#) [1694](#) [1698](#) [MX100TP](#) [1739](#) [1762](#)