

描述 / Descriptions

SOP-8 塑封封装 P 沟道 MOS 场效应管。
P-Channel Enhancement Mode Field Effect Transistor in a SOP-8 Plastic Package.

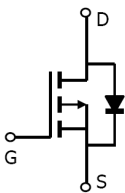
特征 / Features

$V_{DS} (V) = -30V$
 $I_D = -12 A (V_{GS} = -20V)$
 $R_{DS(ON)} < 13m\Omega (V_{GS} = -20V)$
 $R_{DS(ON)} < 14m\Omega (V_{GS} = -10V)$


用途 / Applications

用于电源管理，便携式设备和电池供电系统。
Power Management in Notebook computer, Portable Equipment and Battery powered systems.

内部等效电路 / Equivalent Circuit



引脚排列 / Pinning



PIN 1 : S PIN 2 : S PIN 3 : S PIN 4 : G
PIN 5 : D PIN 6 : D PIN 7 : D PIN 8 : D

印章代码 / Marking

见印章说明 See Marking Instructions.

极限参数 / Absolute Maximum Ratings(Ta=25°C)

参数 Parameter	符号 Symbol	数值 Rating	单位 Unit
Drain-Source Voltage	V_{DSS}	-30	V
Gate-Source Voltage	V_{GSS}	± 20	V
Continuous Drain Current ^A	$I_D (T_a=25^\circ\text{C})$	-12	A
Continuous Drain Current ^A	$I_D (T_a=70^\circ\text{C})$	-10	A
Pulsed Drain Current ^B	I_{DM}	-60	A
Power Dissipation for Single Operation ^A	$P_D (T_a=25^\circ\text{C})$	3	W
Power Dissipation for Single Operation ^A	$P_D (T_a=100^\circ\text{C})$	2.1	W
Maximum Junction Temperature	T_j	150	°C
Storage Temperature Range	T_{stg}	-55 ~ 150	°C
Thermal Resistance-Junction to Ambient ^A	$R_{\theta JA} (t \leq 10s)$	40	°C/W
Thermal Resistance-Junction to Ambient ^A	$R_{\theta JA}$	75	°C/W
Maximum Junction-to-Lead ^C	$R_{\theta JL}$	30	°C/W

Note:

A: The value of $R_{\theta JA}$ is measured with the device mounted on 1in² FR-4 board with 2oz. Copper, in a still air environment with $T_A = 25^\circ\text{C}$. The value in any given application depends on the user's specific board design. The current rating is based on the $t \leq 10s$ thermal resistance rating.

B: Repetitive rating, pulse width limited by junction temperature.

C. The $R_{\theta JA}$ is the sum of the thermal impedance from junction to lead $R_{\theta JL}$ and lead to ambient.

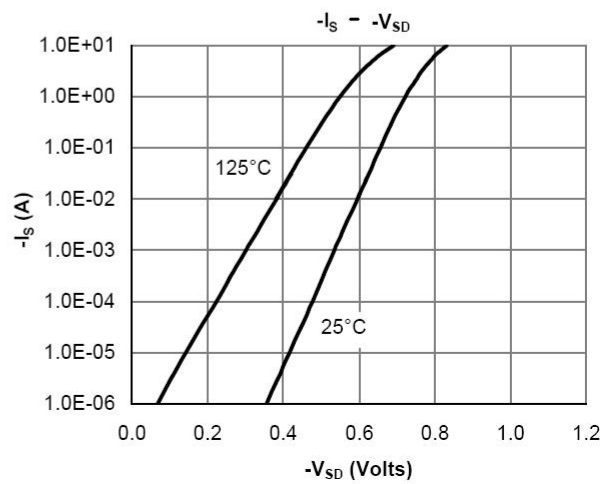
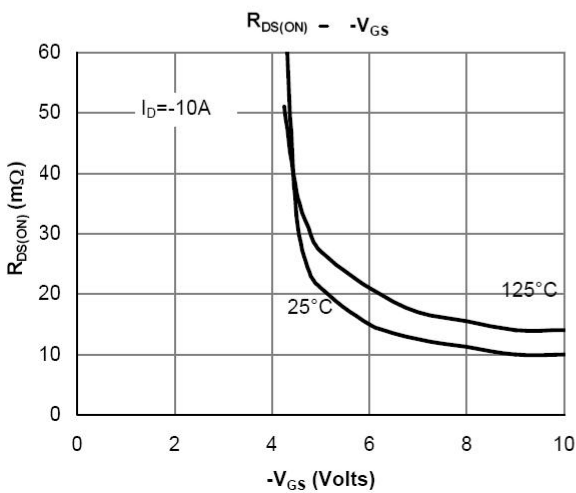
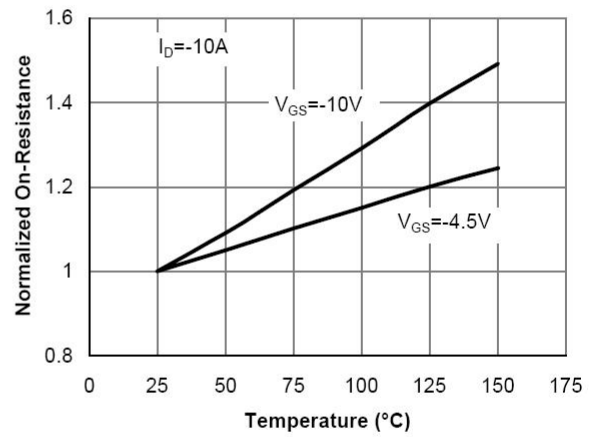
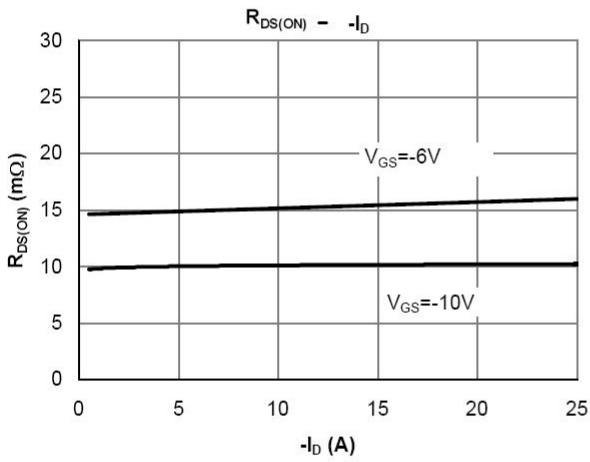
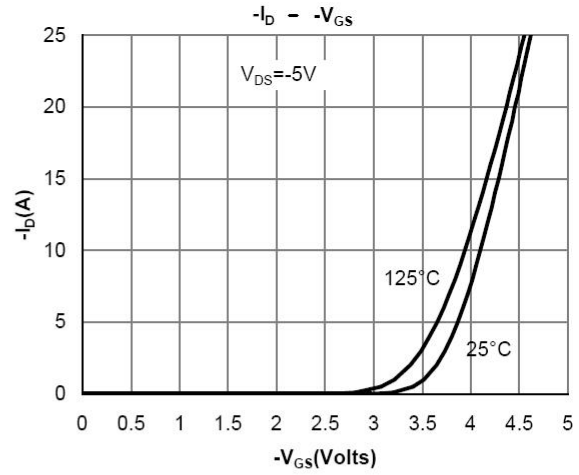
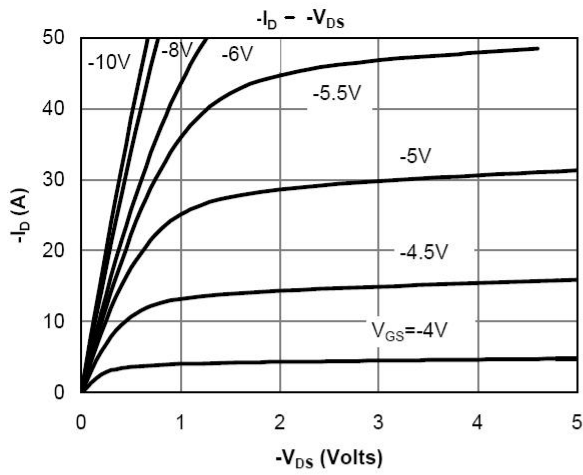
D. The static characteristics in Figures 1 to 6,12,14 are obtained using 80 μs pulses, duty cycle 0.5% max.

E. These tests are performed with the device mounted on 1 in 2 FR-4 board with 2oz. Copper, in a still air environment with $T_A = 25^\circ\text{C}$. The SOA curve provides a single pulse rating. Rev 1 : Sept 2005

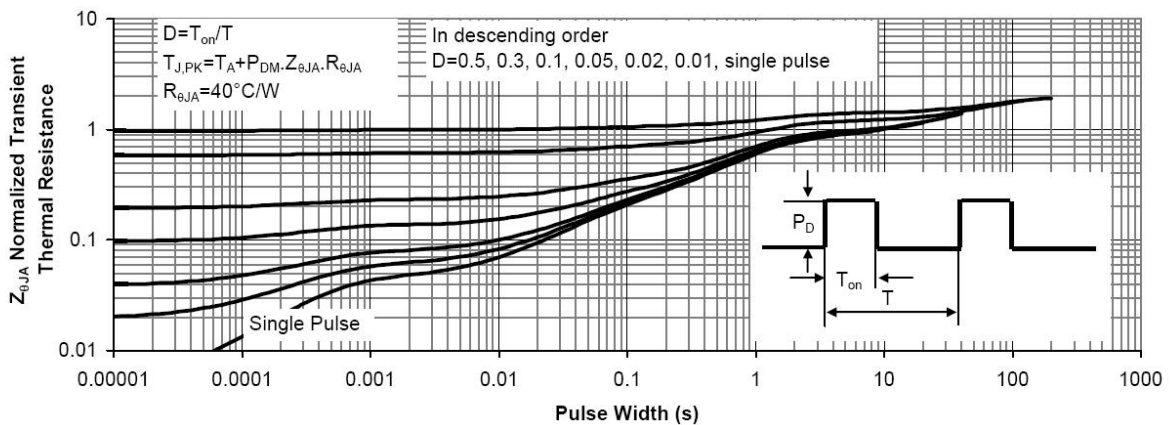
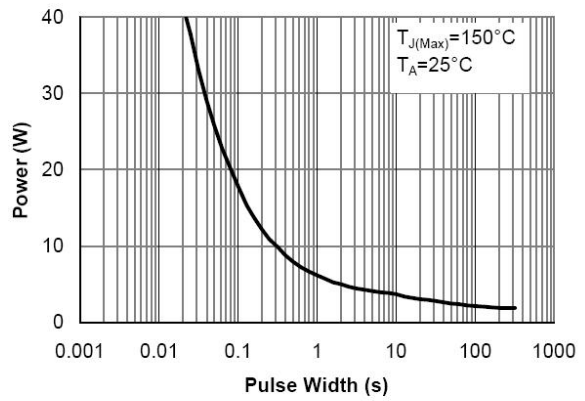
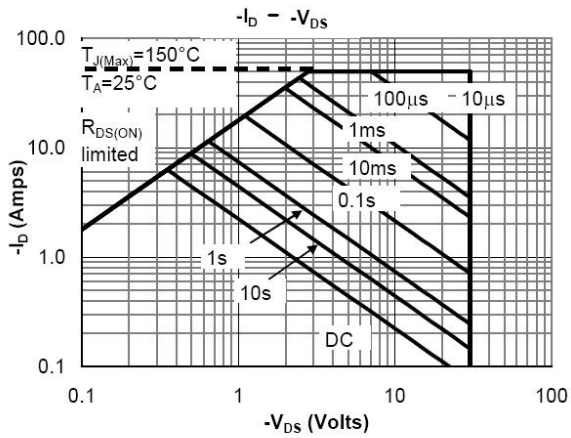
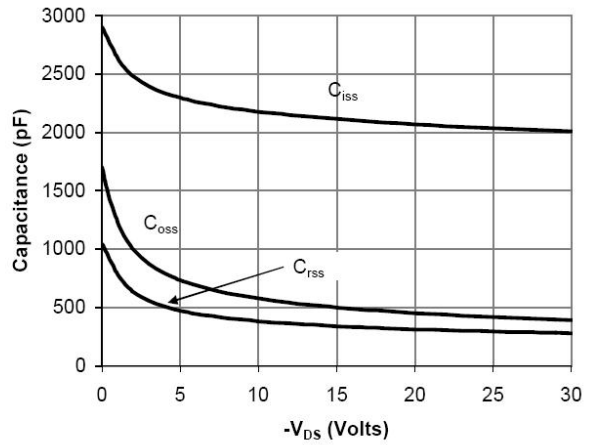
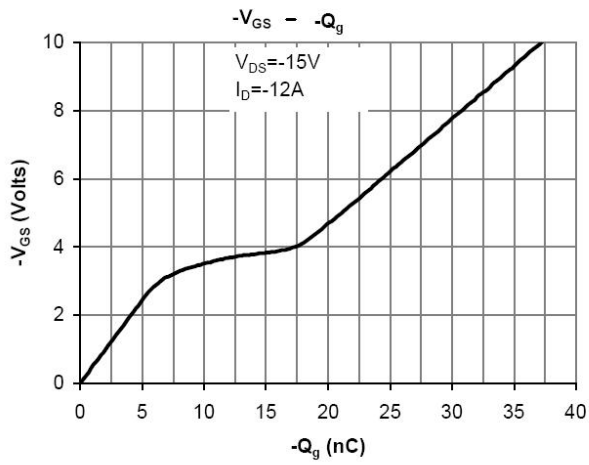
电性能参数 / Electrical Characteristics(Ta=25°C)

参数 Parameter	符号 Symbol	测试条件 Test Conditions	最小值 Min	典型值 Typ	最大值 Max	单位 Unit
Drain-Source Breakdown Voltage	BV_{DSS}	$I_D=-250\mu A$ $V_{GS}=0V$	-30			V
Zero Gate Voltage Drain Current	I_{DSS}	$V_{DS}=-24V$ $V_{GS}=0V$			-1.0	μA
		$V_{DS}=-24V$ $V_{GS}=0V$ $T_J=55^\circ C$			-5.0	
Gate-Body leakage current	I_{GSS}	$V_{DS}=0V$ $V_{GS}=\pm 20V$			± 100	nA
Gate Threshold Voltage	$V_{GS(th)}$	$V_{DS}=V_{GS}$ $I_D=-250\mu A$	-1.0	-1.5	-3.0	V
On state drain current	$I_{D(ON)}$	$V_{GS}=-10V$ $V_{DS}=-5V$	60			A
Static Drain-Source On-Resistance	$R_{DS(ON)}$	$V_{GS}=-10V$ $I_D=-10A$		11	14	m Ω
		$V_{GS}=-10V$ $I_D=-10A$ $T_J=125^\circ C$		15	19	
		$V_{GS}=-20V$ $I_D=-10A$		10	13	
		$V_{GS}=-4.5V$ $I_D=-10A$		24		
Forward Transconductance	g_{FS}	$V_{DS}=-5V$ $I_D=-10A$		26		S
Diode Forward Voltage	V_{SD}	$I_S=-1A$ $V_{GS}=0V$		-0.72	-1.0	V
Maximum Body-Diode Continuous Current	I_S				-4.2	A
Total Gate Charge	Q_g	$V_{GS}=-10V$ $V_{DS}=-15V$ $I_D=-12A$		37.2	45	nC
Gate-Source Charge	Q_{gs}			7		
Gate-Drain Charge	Q_{gd}			10.4		
Gate Resistance	R_g	$V_{GS}=0V$ $V_{DS}=0V$ $f=1MHz$		2.0	3.0	Ω
Input Capacitance	C_{iss}	$V_{GS}=0V$ $V_{DS}=-15V$ $f=1MHz$		2076	2500	pF
Output Capacitance	C_{oss}			503		
Reverse Transfer Capacitance	C_{rss}			302		
Turn-on Delay Time	$t_{d(ON)}$	$V_{GS}=-10V$ $V_{DS}=-15V$ $R_L=1.25\Omega$ $R_{GEN}=3\Omega$		12.4		ns
Turn-on Rise Time	t_r			8.2		
Turn-off Delay Time	$t_{d(OFF)}$			25.6		
Turn-off Fall Time	t_f			12		
Body Diode Reverse Recovery Time	t_{rr}	$I_F=-12A$ $dI/dt=100A/\mu s$		33	40	ns
Body Diode Reverse Recovery Charge	Q_{rr}	$I_F=-12A$ $dI/dt=100A/\mu s$		23		nC

电参数曲线图 / Electrical Characteristic Curve



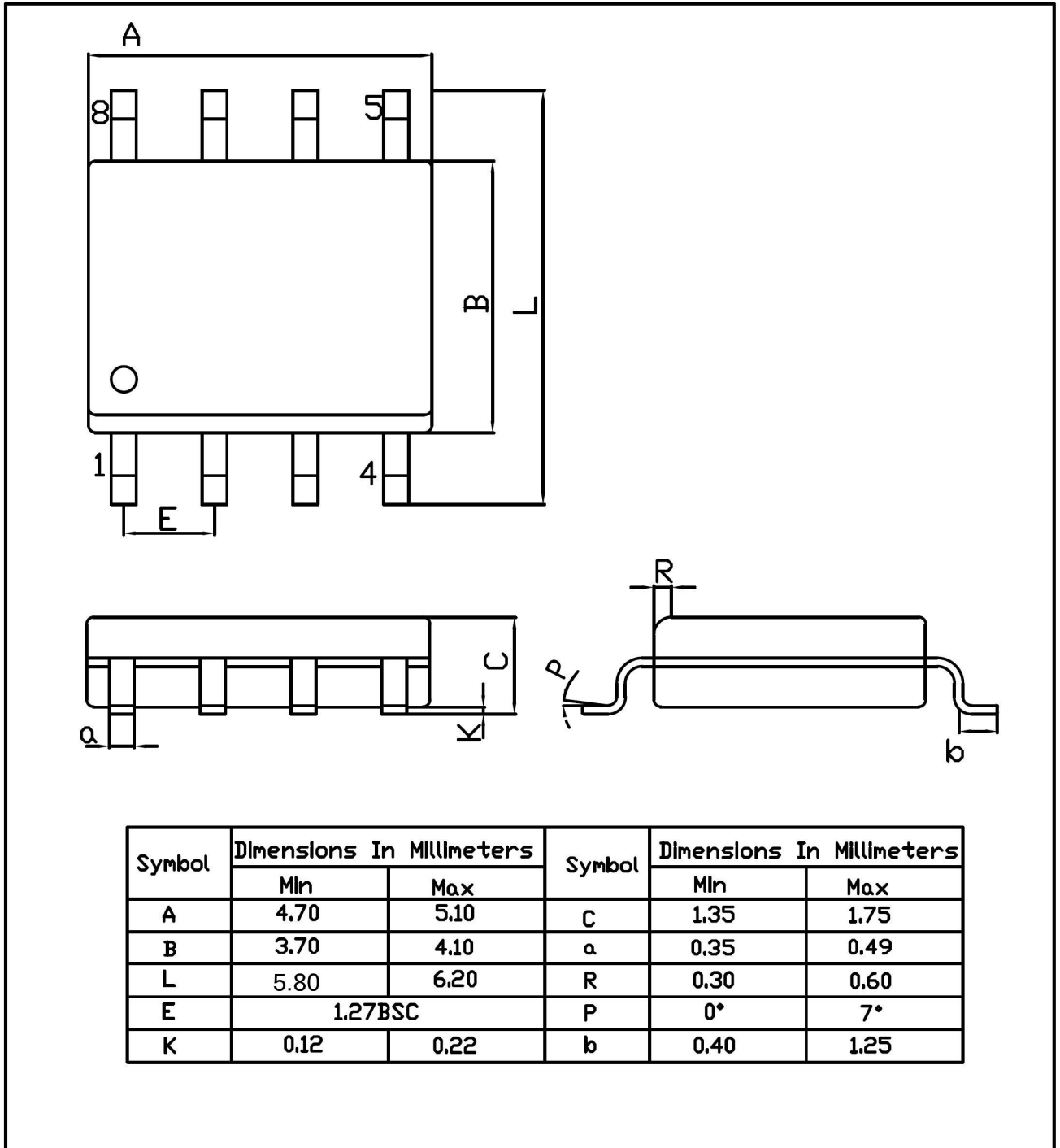
电参数曲线图 / Electrical Characteristic Curve



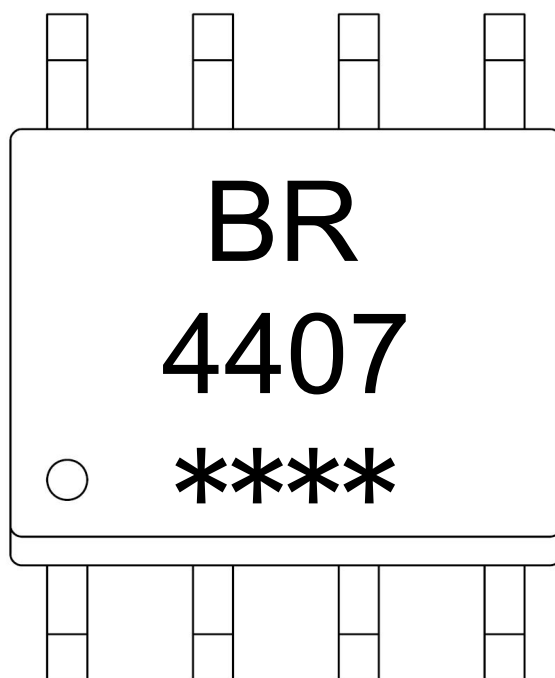
外形尺寸图 / Package Dimensions

SOP-8

Unit:mm



印章说明 / Marking Instructions



说明：

BR： 为公司代码

4407： 为型号代码

****： 为生产批号代码，随生产批号变化。

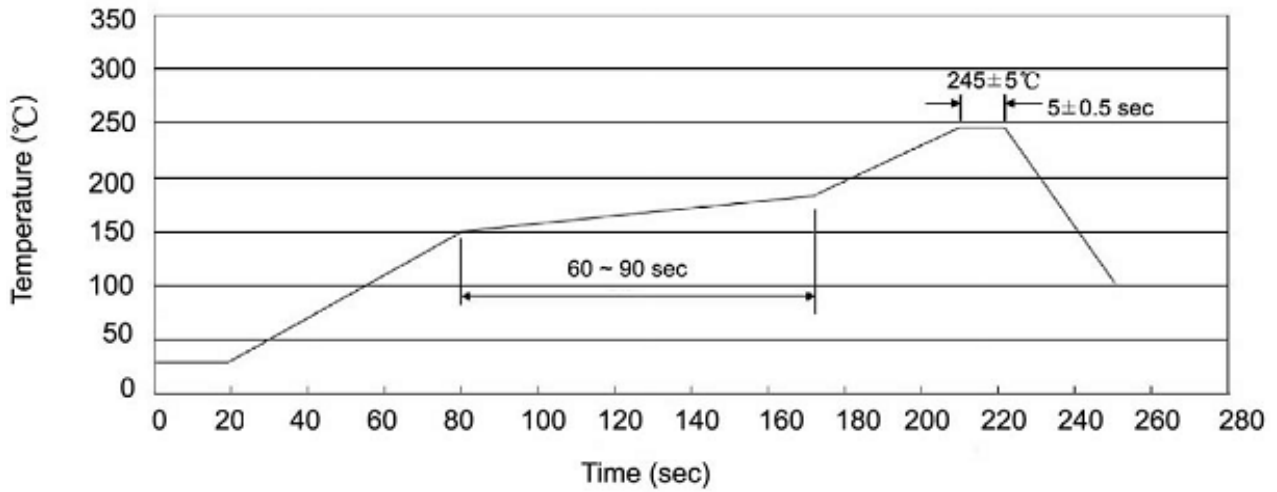
Note:

BR: Company Code.

4407: Product Type

****: Lot No. Code, code change with Lot No.

回流焊温度曲线图(无铅) / Temperature Profile for IR Reflow Soldering(Pb-Free)



说明：

- 1、预热温度 150 ~ 180°C，时间 60 ~ 90sec；
- 2、峰值温度 245±5°C，时间持续为 5±0.5sec；
- 3、焊接制程冷却速度为 2 ~ 10°C/sec.

Note:

- 1.Preheating:150~180°C, Time:60~90sec.
- 2.Peak Temp.:245±5°C, Duration:5±0.5sec.
3. Cooling Speed: 2~10°C/sec.

耐焊接热试验条件 / Resistance to Soldering Heat Test Conditions

温度：260±5°C

时间：10±1 sec.

Temp.:260±5°C

Time:10±1 sec

包装规格 / Packaging SPEC.

卷盘包装 / REEL

Package Type 封装形式	Units 包装数量					Dimension 包装尺寸 (unit: mm ³)		
	Units/Reel 只/卷盘	Reels/Inner Box 卷盘/盒	Units/Inner Box 只/盒	Inner Boxes/Outer Box 盒/箱	Units/Outer Box 只/箱	Reel	Inner Box 盒	Outer Box 箱
SOP/ESOP-8	4,000	2	8,000	6	48,000	13" × 12	360×360×50	380×335×366

使用说明 / Notices

X-ON Electronics

Largest Supplier of Electrical and Electronic Components

Click to view similar products for [MOSFET](#) category:

Click to view products by [Blue Rocket](#) manufacturer:

Other Similar products are found below :

[614233C](#) [648584F](#) [NTNS3A92PZT5G](#) [IRFD120](#) [IRFF430](#) [JANTX2N5237](#) [2N7000](#) [2SK2464-TL-E](#) [FCA20N60_F109](#) [FDZ595PZ](#) [AOD464](#)
[2SK2267\(Q\)](#) [2SK2545\(Q,T\)](#) [405094E](#) [423220D](#) [MIC4420CM-TR](#) [VN1206L](#) [614234A](#) [715780A](#) [SSM6J414TU,LF\(T](#) [751625C](#)
[IPP60R600P6XKSA1](#) [RJK60S5DPK-M0#T0](#) [PSMN4R2-30MLD](#) [TK31J60W5,S1VQ\(O](#) [2SK2614\(TE16L1,Q\)](#) [DMN1017UCP3-7](#)
[EFC2J004NUZTDG](#) [FCAB21350L1](#) [P85W28HP2F-7071](#) [DMN1053UCP4-7](#) [NTE2384](#) [NTE2969](#) [NTE6400A](#) [DMN61D9UWQ-13](#)
[US6M2GTR](#) [DMN31D5UDJ-7](#) [SSM6P54TU,LF](#) [DMP22D4UFO-7B](#) [IPS60R3K4CEAKMA1](#) [DMN1006UCA6-7](#) [DMN16M9UCA6-7](#)
[STF5N65M6](#) [STU5N65M6](#) [C3M0021120D](#) [DMN13M9UCA6-7](#) [BSS340NWH6327XTSA1](#) [MCM3400A-TP](#) [DMTH10H4M6SPS-13](#)
[IRF40SC240ARMA1](#)