

### 描述 / Descriptions

SOT23-3 塑封封装 P 道 MOS 场效应管。P- CHANNEL MOSFET in a SOT23-3 Plastic Package.

### 特征 / Features

$V_{DS} (V) = -30V$

$I_D = -4.1 A$

$R_{DS(ON)} < 60m\Omega (V_{GS} = -10V)$

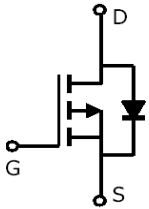
$R_{DS(ON)} < 85m\Omega (V_{GS} = -4.5V)$

### 用途 / Applications


适用于作负载开关或脉宽调制应用。

This device is suitable for use as a load switch or in PWM applications.

### 内部等效电路 / Equivalent Circuit



### 引脚排列 / Pinning



PIN1 : G

PIN 2 : S

PIN 3 : D

### 印章代码 / Marking

Marking	A7H
---------	-----

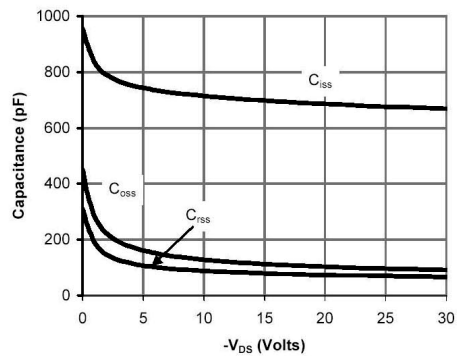
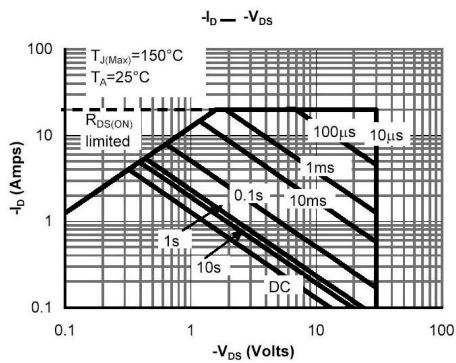
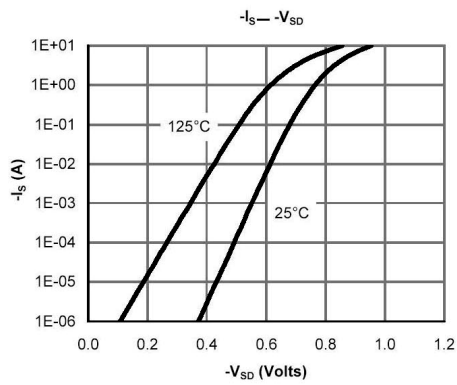
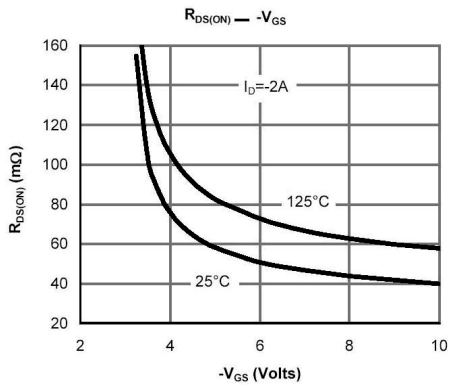
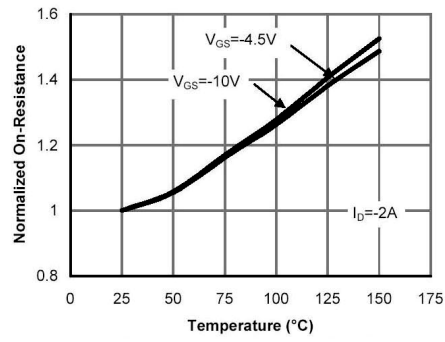
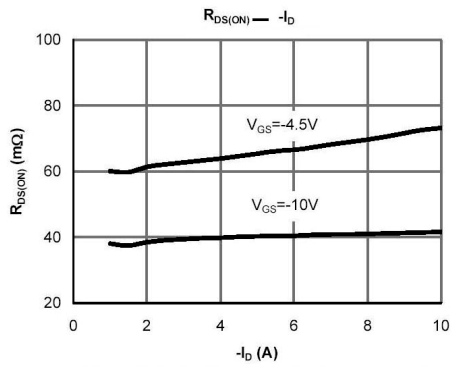
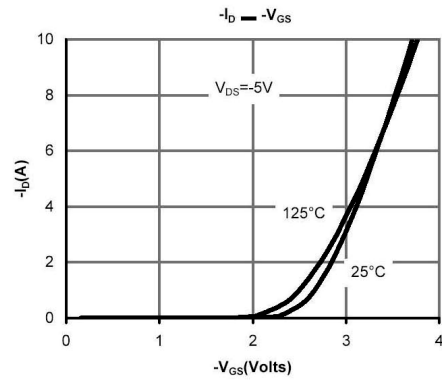
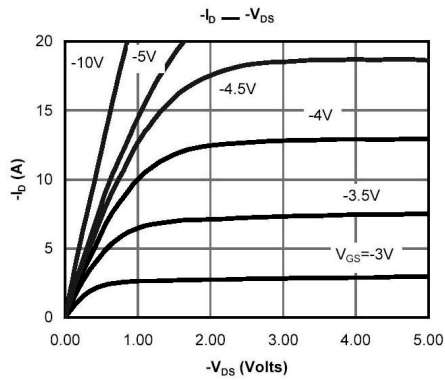
**极限参数 / Absolute Maximum Ratings(Ta=25°C)**

参数 Parameter	符号 Symbol	数值 Rating	单位 Unit
Drain-Source Voltage	$V_{DS}$	-30	V
Drain Current – Continuous	$I_D$	-4.1	A
Drain Current- Continuous	$I_D(T_a=70^\circ\text{C})$	-3.5	A
Pulsed Drain Current	$I_{DM}$	-20	A
Gate-Source Voltage	$V_{GS}$	$\pm 20$	V
Total Power Dissipation	$P_D$	1.4	W
Total Power Dissipation	$P_D(T_a=70^\circ\text{C})$	1.0	W
Operating and Storage Junction Temperature Range	$T_J, T_{STG}$	-55 to 150	$^\circ\text{C}$

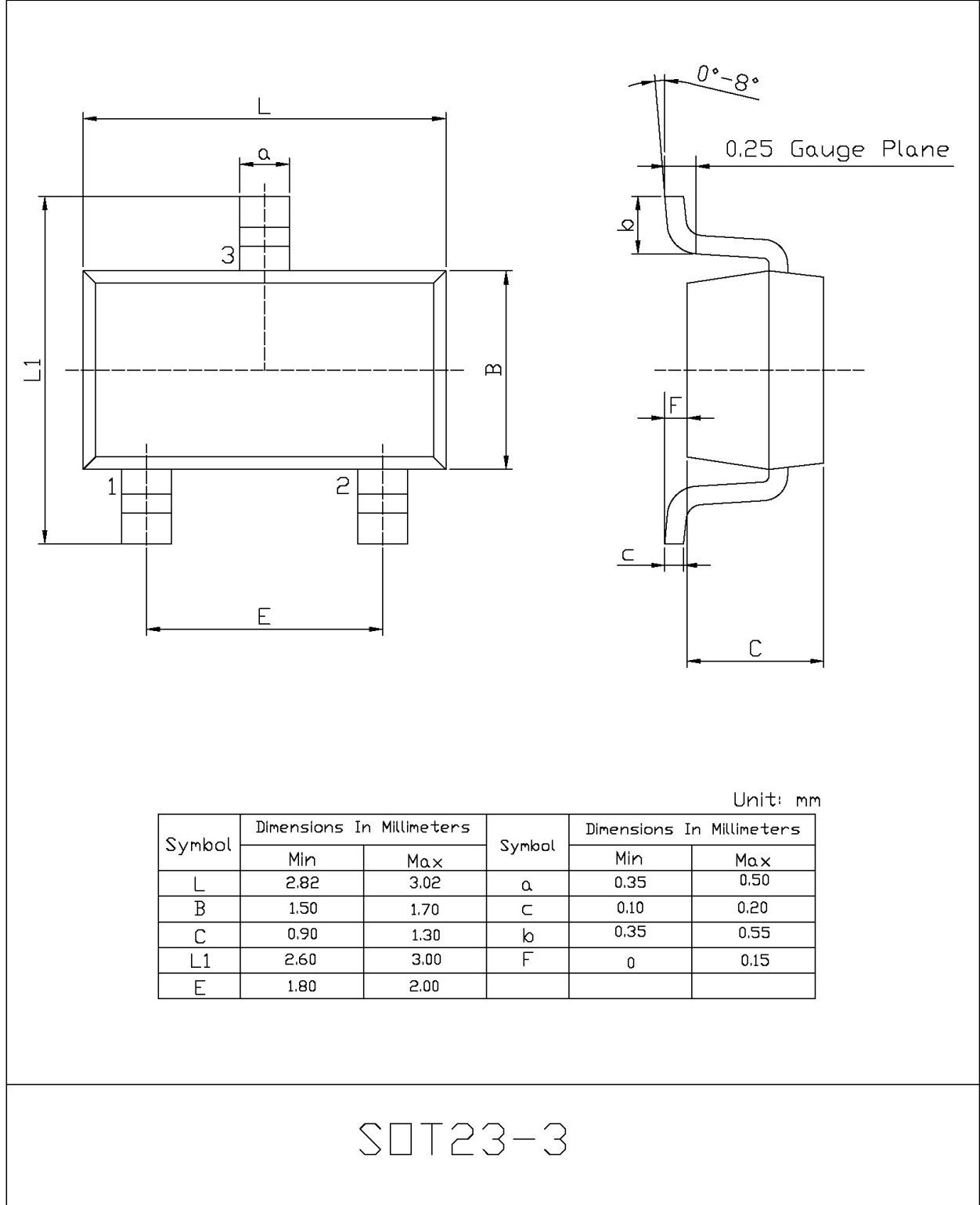
**电性能参数 / Electrical Characteristics(Ta=25°C)**

参数 Parameter	符号 Symbol	测试条件 Test Conditions	最小值 Min	典型值 Typ	最大值 Max	单位 Unit
Drain–Source Breakdown Voltage	$BV_{DSS}$	$V_{GS}=0V$ $I_D=-250\mu A$	-30			V
Zero Gate Voltage Drain Current	$I_{DSS}$	$V_{DS}=-24V$ $V_{GS}=0V$			-1	$\mu A$
		$V_{DS}=-24V$ $V_{GS}=0V$ $T_J=55^\circ\text{C}$			-5	$\mu A$
Gate–Body Leakage.	$I_{GSS}$	$V_{GS}=\pm 20V$ $V_{DS}=0V$			$\pm 0.1$	$\mu A$
On–State Drain Current	$I_{D(on)}$	$V_{GS}=-4.5V$ $V_{DS}=-5V$	-10			A
Gate Threshold Voltage	$V_{GS(th)}$	$V_{DS}=V_{GS}$ $I_D=-250\mu A$	-1	-1.4	-3	V
Static Drain–Source On–Resistance	$R_{DS(on)1}$	$V_{GS}=-10V$ $I_D=-4.1A$		54	60	m $\Omega$
	$R_{DS(on)2}$	$V_{GS}=-10V$ $I_D=-4.1A$ $T_J=125^\circ\text{C}$		57	73	
	$R_{DS(on)3}$	$V_{GS}=-4.5V$ $I_D=-3A$		77	85	
Forward Transconductance	$g_{FS}$	$V_{DS}=-5V$ $I_D=-4A$	5.5	8.2		S
Drain–Source Diode Forward Voltage	$V_{SD}$	$V_{GS}=0V$ $I_S=-1A$		-0.77	-1	V
Input Capacitance	$C_{iss}$	$V_{DS}=-15V$ $V_{GS}=0V$ $f=1\text{MHz}$		700		pF
Output Capacitance	$C_{oss}$			120		
Reverse Transfer Capacitance	$C_{rss}$			75		
Turn–On Delay Time	$t_{d(on)}$	$V_{GS}=-10V$ $R_L=3.6\Omega$ $V_{DS}=-15V$ $R_{GEN}=3\Omega$		8.6		ns
Turn–On Rise Time	$t_r$			5		
Turn–Off Delay Time	$t_{d(off)}$			28.2		
Turn–Off Fall Time	$t_f$			13.5		

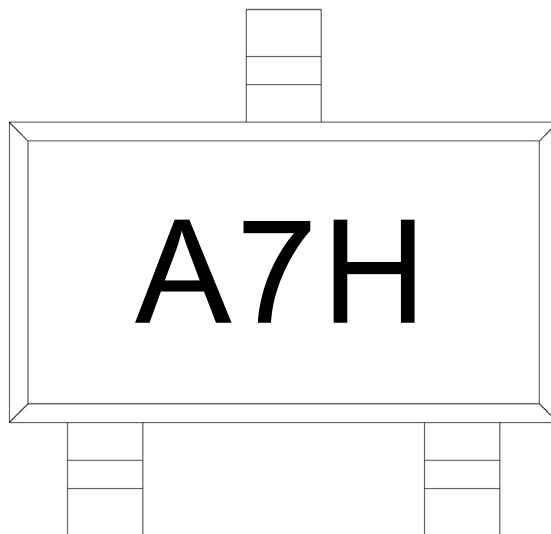
**电参数曲线图 / Electrical Characteristic Curve**



外形尺寸图 / Package Dimensions



印章说明 / Marking Instructions



说明：

A7： 为型号代码

H： 为公司代码

Note:

A7: Product Type.

H: Company Code.

**回流焊温度曲线图(无铅) / Temperature Profile for IR Reflow Soldering(Pb-Free)**



说明：

- 1、预热温度 25 ~ 150°C，时间 60 ~ 90sec;
- 2、峰值温度 245±5°C，时间持续为 5±0.5sec;
- 3、焊接制程冷却速度为 2 ~ 10°C/sec.

Note:

- 1.Preheating:25~150°C, Time:60~90sec.
- 2.Peak Temp.:245±5°C, Duration:5±0.5sec.
3. Cooling Speed: 2~10°C/sec.

**耐焊接热试验条件 / Resistance to Soldering Heat Test Conditions**

温度：260±5°C

时间：10±1 sec.

Temp.:260±5°C

Time:10±1 sec

**包装规格 / Packaging SPEC.**

卷盘包装 / REEL

Package Type 封装形式	Units 包装数量					Dimension 包装尺寸 (unit: mm <sup>3</sup> )		
	Units/Reel 只/卷盘	Reels/Inner Box 卷盘/盒	Units/Inner Box 只/盒	Inner Boxes/Outer Box 盒/箱	Units/Outer Box 只/箱	Reel	Inner Box 盒	Outer Box 箱
SOT-23-3	3,000	10	30,000	4	120,000	7" ×8	210×205×205	445×230×435

**使用说明 / Notices**

## X-ON Electronics

Largest Supplier of Electrical and Electronic Components

*Click to view similar products for [MOSFET](#) category:*

*Click to view products by [Blue Rocket](#) manufacturer:*

Other Similar products are found below :

[614233C](#) [648584F](#) [MCH3443-TL-E](#) [MCH6422-TL-E](#) [FDPF9N50NZ](#) [NTNS3A92PZT5G](#) [IRFD120](#) [IRFF430](#) [JANTX2N5237](#) [2N7000](#)  
[2SK2464-TL-E](#) [FCA20N60\\_F109](#) [FDZ595PZ](#) [2SK2267\(Q\)](#) [2SK2545\(Q,T\)](#) [405094E](#) [423220D](#) [MIC4420CM-TR](#) [VN1206L](#) [614234A](#)  
[715780A](#) [SSM6J414TU,LF\(T](#) [751625C](#) [PSMN4R2-30MLD](#) [TK31J60W5,S1VQ\(O](#) [2SK2614\(TE16L1,Q\)](#) [DMN1017UCP3-7](#)  
[EFC2J004NUZTDG](#) [FCAB21350L1](#) [P85W28HP2F-7071](#) [DMN1053UCP4-7](#) [NTE2384](#) [NTE2969](#) [NTE6400A](#) [DMN61D9UWQ-13](#)  
[US6M2GTR](#) [DMN31D5UDJ-7](#) [SSM6P54TU,LF](#) [DMP22D4UFO-7B](#) [IPS60R3K4CEAKMA1](#) [DMN1006UCA6-7](#) [DMN16M9UCA6-7](#)  
[STF5N65M6](#) [STU5N65M6](#) [C3M0021120D](#) [DMN13M9UCA6-7](#) [BSS340NWH6327XTSA1](#) [MCM3400A-TP](#) [DMTH10H4M6SPS-13](#)  
[IPS60R1K0PFD7SAKMA1](#)