

# Specifications for Mini-UHF

Mini-UHF style connectors are miniature versions of the standard UHF types. They are lightweight and compact. These non constant impedance coaxial connectors are designed for applications where miniaturization is essential. A primary use of these types is in cellular telephone antenna lead applications, but they can be used in any application up to 2 Ghz and a voltage up to 335 V.

MATERIALS	
Connector Parts	Material
Connector Body and Parts	Brass
Male Contact Pin	Brass
Outer Contact	Brass
Crimp Ferrule	Annealed Copper
Insulators,	Delrin
Plating	Nickel

ELECTRICAL	
Requirement	Performance
Impedance	Non Constant
Frequency Range	0-2 GHz
VSWR	1.25 Max.
Working Voltage (At Sea level)	335V rms
Insulation Resistance	5000 Megohm Min.
Dielectric	1000V at 60Hz, rms
Withstanding Voltage	(For 1 Minute)

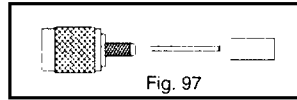
MECHANICAL & ENVIRONMENTAL	
Requirement	Performance
Durability	500 Matings
Cable Retention (Cable Types)	40 lbs. Minimum Pull Test
Coupling Nut	45 lbs. Maximum
Temperature Range	Delrin: -55 to +85C

# Mini-UHF Connectors

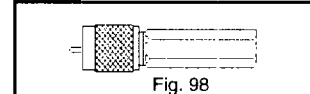
## Crimp Plugs

Mini-UHF cable plugs are available in three-piece crimp and also twist-on versions to satisfy the installer's preference. Two cable diameters are facilitated with these connectors for applicable applications.

Part Number	Description	RG/U Cable	Fig. No.
610A608F	Crimp Plug	58	97
610A608G	Crimp Plug	59, 62	97
610A405F	Twist-On Plug	58	98
610A405G	Twist-On Plug	59, 62	98

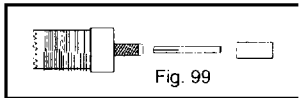


Black Anodize Available



## Jacks

Two cable jacks and one panel jack style are available as standard items. The cable jacks utilize the crimp method of assembly and the panel jack will facilitate any cable size by soldering the center conductor to the connector's solder-cup contact.

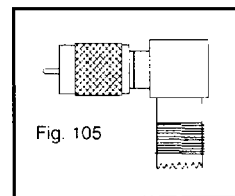
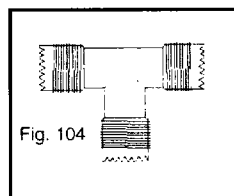
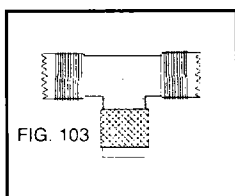

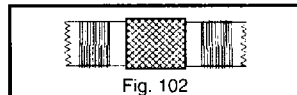
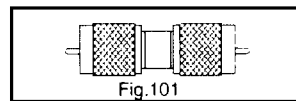


Part Number	Description	RG/U Cable	Fig. No.
620A608F	Cable Jack,	58	99
620A608G	Cable Jack,	59, 62	99
626N518	Bulkhead Panel Jack, Solder Cup	Any	100

## Adapters

Standard configurations of adapters are machined brass with attractive nickel plating. All contacts are gold plated brass (males) and phosphor bronze (females).

Part Number	Description	Fig. No.
631A505	Male/Male	101
632U508	Female/Female Inline	102
643A505	F/M/F "T" Adapter	103
645A505	F/F/F "T" Adapter	104
651A505	F/M Right Angle Adapter	105



## X-ON Electronics

Largest Supplier of Electrical and Electronic Components

*Click to view similar products for [RF Adapters - In Series](#) category:*

*Click to view products by [Bomar Interconnect](#) manufacturer:*

Other Similar products are found below :

[5916-1103-603](#) [5919-1503-000](#) [651A505](#) [82-5552](#) [9030-9523-502](#) [PN2C](#) [A0407000](#) [R114703000W](#) [R125771001](#) [R141710000W](#)  
[R141723161](#) [R141730000](#) [R143730700](#) [R143770000](#) [R161703000W](#) [R161753000W](#) [R161791530W](#) [R201705000](#) [R222705200](#)  
[R222M40010W](#) [R223703180](#) [R316754000](#) [R405006000](#) [R443162000](#) [AD78TL](#) [HRM-513S](#) [1996352-2](#) [2157155-1](#) [252169-75](#) [AD158](#)  
[2101130-1](#) [252186](#) [R114704000W](#) [R114720000W](#) [R125705001](#) [R125705701](#) [R125771000](#) [R125771001W](#) [R127704001](#) [R127.870.001](#)  
[R127872001](#) [R141717000](#) [R142710000](#) [R142723000](#) [R143703000](#) [R143704000](#) [R143705700](#) [R161715000W](#) [R161771000W](#) [R176754000](#)