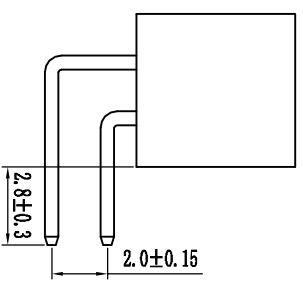
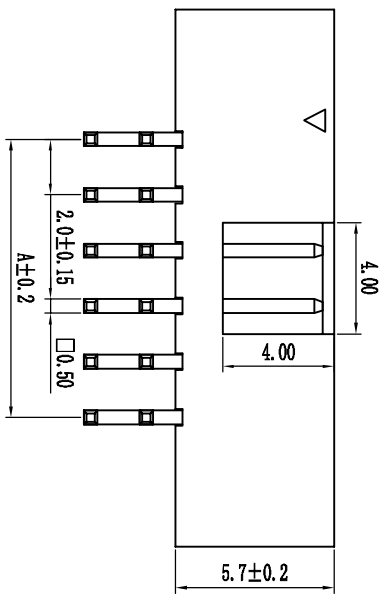
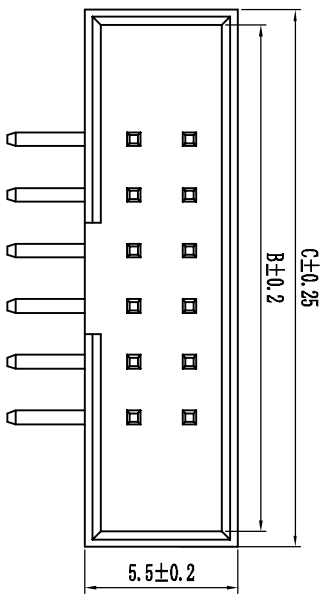


技术规范:

- 额定电流 : 1.5AMP
- 适用温度 : -40°C to +105°C
- 接触电阻 : 20mΩ Max
- 绝缘电阻 : 1000MΩ Min
- 耐压 : AC500V
- 绝缘材料 : Polyester (UL94V-0)
- Standard: PA-6T

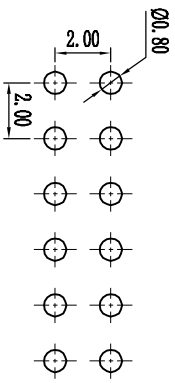
端子材质 : Brass

电镀规范 : Au or Sn Over 50u" Ni



| | | | |
|------|-------|-------|-------|
| PIN# | 尺寸A | 尺寸B | 尺寸C |
| 2x3 | 4.00 | 12.20 | 13.30 |
| 2x4 | 6.00 | 14.20 | 15.30 |
| 2x5 | 8.00 | 16.20 | 17.30 |
| 2x6 | 10.00 | 18.20 | 19.30 |
| 2x7 | 12.00 | 20.20 | 21.30 |
| 2x8 | 14.00 | 22.20 | 23.30 |
| 2x9 | 16.00 | 24.20 | 25.30 |
| 2x10 | 18.00 | 26.20 | 27.30 |
| 2x11 | 20.00 | 28.20 | 29.30 |
| 2x12 | 22.00 | 30.20 | 31.30 |
| 2x13 | 24.00 | 32.20 | 33.30 |
| 2x14 | 26.00 | 34.20 | 35.30 |
| 2x15 | 28.00 | 36.20 | 37.30 |
| 2x16 | 30.00 | 38.20 | 39.30 |
| 2x17 | 32.00 | 40.20 | 41.30 |
| 2x18 | 34.00 | 42.20 | 43.30 |
| 2x19 | 36.00 | 44.20 | 45.30 |
| 2x20 | 38.00 | 46.20 | 47.30 |
| 2x21 | 40.00 | 48.20 | 49.30 |
| 2x22 | 42.00 | 50.20 | 51.30 |
| 2x23 | 44.00 | 52.20 | 53.30 |
| 2x24 | 46.00 | 54.20 | 55.30 |
| 2x25 | 48.00 | 56.20 | 57.30 |
| 2x26 | 50.00 | 58.20 | 59.30 |
| 2x27 | 52.00 | 60.20 | 61.30 |
| 2x28 | 54.00 | 62.20 | 63.30 |
| 2x29 | 56.00 | 64.20 | 65.30 |
| 2x30 | 58.00 | 66.20 | 67.30 |
| 2x31 | 60.00 | 68.20 | 69.30 |
| 2x32 | 62.00 | 70.20 | 71.30 |
| 2x33 | 64.00 | 72.20 | 73.30 |
| 2x34 | 66.00 | 74.20 | 75.30 |

PCB LAYOUT



B 2-57-XX-A-C-M-XX-X-0

| | | | | | | | | | |
|----------|------------|------|--------|--------|--------|---------|--------|----|-----|
| 筒牛系列 | 间距 | 筒高 | PIN位 | 电镀 | 材质 | 角度 | 脚PIN | 颜色 | 流水号 |
| 1-1.27mm | 5.65-565 | 6"68 | A-1U" | A-PT | S=180° | B=Black | D=常用规格 | | |
| 2-2.0mm | 5.7-57 | | B-2u" | B-PT46 | R=90° | G=Grey | | | |
| 3-2.54mm | 6.35-64 | | C-50" | C-PT45 | K=90° | Y=黄脚压线 | | | |
| | 7.1=71.0mm | | D-150" | D-PT47 | | | | | |
| | 1.27 间距 50 | | E-镀锡 | E-1DP | | | | | |
| | 9.0-90 | | F-半全锡 | | | | | | |
| | 13.1=131 | | | | | | | | |

角度 ±2°

X. ±0.25

.X ±0.15

.XX ±0.05

| | | | | | | | | | | | | |
|------|------|------|-----|----|----|------|-----|----|----|--------|----|--|
| 变更单号 | 变更标记 | 变更日期 | 变更人 | 审核 | 批准 | 未标公差 | 比例 | 单位 | 页数 | 1 OF 1 | A0 | |
| | | | | | | | 1:1 | 日期 | | | | |
| | | | | | | | | 日期 | | | | |
| | | | | | | | | 日期 | | | | |
| | | | | | | | | 日期 | | | | |

2.0间距筒牛, 90°, 筒高5.7mm
 Spec: 2.0mm Box Header, Right Angle
 Positions: 6"68
 Plastic Height: 5.7mm

X-ON Electronics

Largest Supplier of Electrical and Electronic Components

Click to view similar products for [Headers & Wire Housings](#) category:

Click to view products by [Boom](#) manufacturer:

Other Similar products are found below :

[95000-104TRLF](#) [10135584-644402LF](#) [DF62W-EP2022PCA](#) [95000-106TRLF](#) [DF62W-2022SCA](#) [DF62W-EP2022PC](#) [2203348](#) [DF62W-2022SC](#) [1084018](#) [1029039](#) [1084017](#) [802-10-012-10-002000](#) [1112640](#) [1112639](#) [891-007-9SS-BST1T](#) [000-34000](#) [0008550134](#) [0009482033](#) [0009507031](#) [57102-F02-18ULF](#) [57102-S06-03LF](#) [57202-S52-04LF](#) [PCN6-15S-2.5E](#) [0039019024](#) [58102-G61-06LF](#) [582553-1](#) [0009485154](#) [0009508121](#) [0022285053](#) [0050291907](#) [018731A](#) [LY20-4P-DT1-P1E-BR](#) [02.125.8002.8](#) [60101931](#) [60598-1 \(Cut Strip\)](#) [M1625-3R/100](#) [61062-3](#) [61082-181009](#) [CSU011177004](#) [636-1427](#) [638009-1](#) [641938-9](#) [641991-4](#) [644168-1](#) [644827-2](#) [647662-1](#) [65039-019ELF](#) [65692-001LF](#) [65781-018](#) [65781-047](#)