


Features

- 7pin SIP Package with Industry-Standard Footprint
- Input / Output Isolation Voltage: 1.5kVDC
- High Efficiency
- Lead Free Design, RoHS Compliant
- Operating temperature: -40°C to +85°C
- Meet Safety Standard / Approval: IEC / EN60950-1



Applications

These converters are well suitable for battery operated equipment, measurement equipment, telecom, wireless network, Industry control system, everywhere where isolated, tightly regulated voltages and compact size are required.

Technical Specification All specifications are typical at nominal input, full load and 25°C unless otherwise stated.

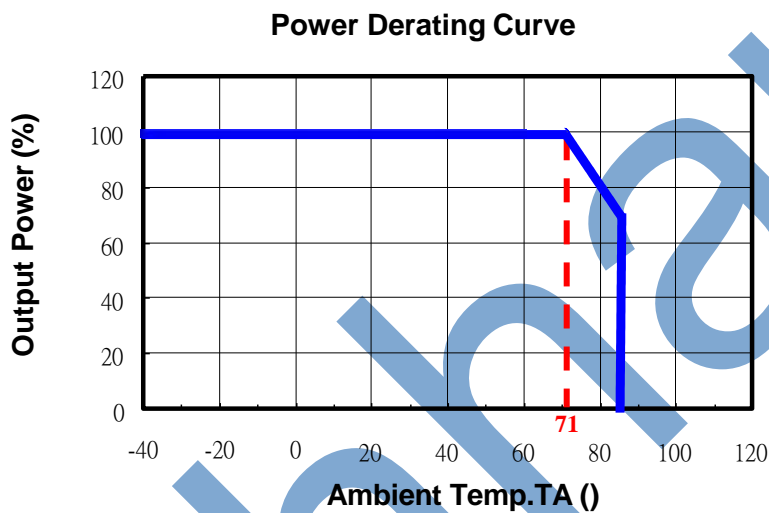
Model Number	Input Voltage Range(V)	Output Voltage (V)	Output Current (mA) ⁽¹⁾ Full Load	Input Current (mA) Typ.		Eff. (%) ⁽²⁾ Typ.	Capacitive Load, max. ⁽³⁾ (uF)
				No Load	Full Load		
IB0505LS-2W	4.75-5.25 Nominal:5	5	400	40	571	70	47
IB0505LS-2W		12	167		527	76	22
IB0515LS-1W5		15	100		400	75	10
IB1205LS-2W	11.4-12.6 Nominal:12	5	400	20	228	73	47
IB1212LS-2W		12	167		214	78	22
IB1215LS-1W5		15	100		164	76	10
IB1505LS-2W	14.3-15.8 Nominal:15	5	400	15	183	73	47
IB1512LS-2W		12	167		171	78	22
IB1515LS-1W5		15	100		132	76	10
IB2405LS-2W	22.8-25.2 Nominal:24	5	400	10	114	73	47
IB2412LS-2W		12	167		106	79	22
IB2415LS-1W5		15	100		80	78	10

Input Specifications		
	5V nominal input	4.75-5.25V
	12V nominal input	11.4-12.6V
	15V nominal input	14.3-15.8V
	24V nominal input	22.8-25.2V
Input filter		Capacitor
Environmental Specifications		
Operating ambient temperature		-40°C to +85°C
Maximum case temperature		+105°C
Storage temperature range		-55°C to +125°C
Relative humidity		95%RH Max.
Output Specifications		
Output power		2Watts Max.
Voltage accuracy	Nominal Vin and full load	
	5Vdc	4.75-5.15V
	12Vdc	11.64-12.24V
	15Vdc	14.7-15.3V
Minimum load		0A
Line regulation	For Vin change of -5% +5%	±0.25% Max.
Load Regulation	10%~100% load	±1% Max.
Ripple and Noise (20MHz Bandwidth)		60mVp-p Max.
Maximum capacitive load		See table
Output short circuit protection	Automatic recovery	Continuous
Temperature coefficient		±0.03%/°C Typ.
General Specifications		
Efficiency	Nominal input and full load	See table
Isolation voltage	Input to output	1500VDC (60 second)
Isolation resistance	500VDC	1000MΩ Min.
Isolation capacitance		30pF Typ.
Switching frequency		300kHz Max.
Reliability, calculated MTBF		2×10 ⁶ Hrs
Physical Specifications		
Case material		Plastic (UL94 V-0)
Potting material		PU (UL94 V-0)
Dimensions		19.6×10.1×7.0 mm
Weight		2.5g Typ.

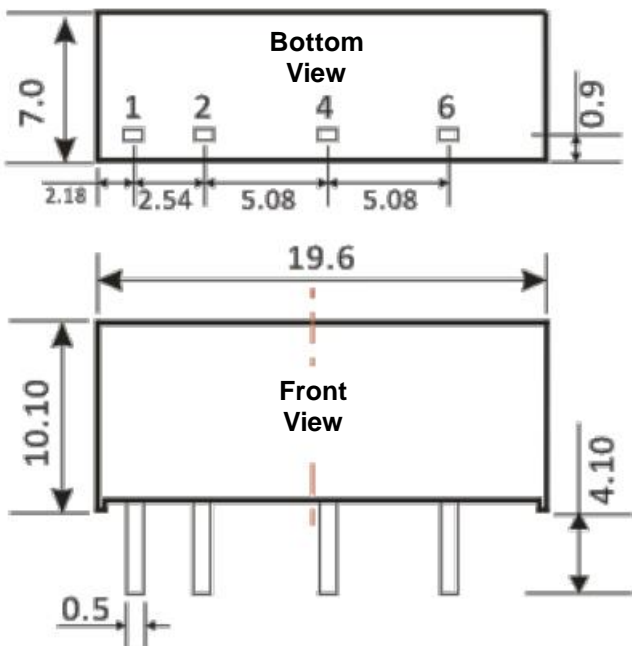
Note

1. Io below this value will not damage these converters, however, they may not meet all listed specifications.
2. Typical value, tested at nominal input and full load.
3. For each output.
4. Specifications subject to change without notice.
5. This series of products do not support CC mode, CR mode is recommended.
6. In case of long input lines or hot plug-in requirements, we recommended to use an external low ESR capacitor (22uF) near to the converter's input pins.

Power Derating Curve



Mechanical Dimensions

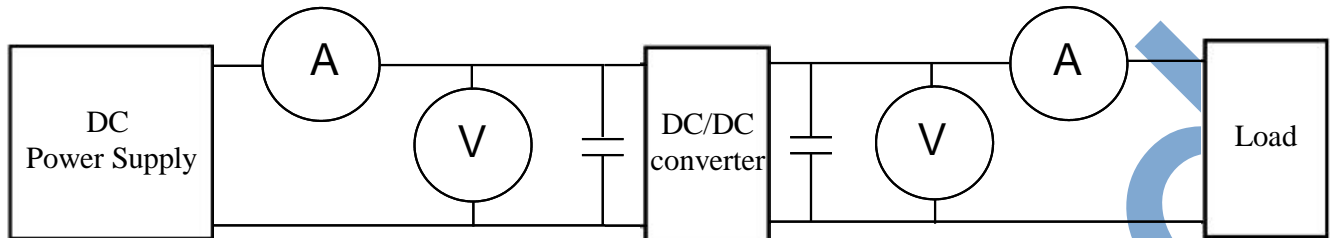


Pin Assignment	
Pin	Single
1	+Vin
2	-Vin
4	-Vout
6	+Vout

Unit: mm (inch)
 Pin section tolerances: $\pm 0.1 (\pm 0.004)$
 General tolerances: $\pm 0.5 (\pm 0.02)$

Test Configurations

All specifications are typical at nominal input, full load and 25°C unless otherwise stated.



©DC Power Supply: It offers a wide voltage and current range precisely.

©Current meter (A): Accuracy → 200μA ~ 200mA 4 ranges $\pm(0.2\% \text{ rdg} + 2 \text{ digits})$

2000mA ~ 20A 2 ranges $\pm(0.3\% \text{ rdg} + 2 \text{ digits})$.

©Voltage meter (V): Accuracy → $\pm(0.03\% \text{ rdg} + 4 \text{ digits})$.

©Load: At full load.

©Wires: The resistance of the wires must be small.

1. **Input voltage range:** Narrow input voltage range ($\pm 10\%$)、wide input voltage range (2:1 and 4:1)。

EX: Narrow input voltage range ($\pm 10\%$)

5V nominal input → 4.5~5.5V

12V nominal input → 10.10~13.2V

24V nominal input → 21.6~26.4V

Wide input voltage range 2:1

5V nominal input → 4.5~9V

12V nominal input → 9~18V

24V nominal input → 18~36V

48V nominal input → 36~75V

Wide input voltage range 4:1 (W)

24V nominal input → 9~36V

48V nominal input → 18~75V

2. **Input power :**

$$P_{in} = V_{in} \times I_{in}$$

V_{in} : Input voltage

I_{in} : Input current

3. **Output power :**

$$P_{out} = V_{out} \times I_{out}$$

V_{out} : Output voltage

I_{out} : Output current

4. **Efficiency :**

$$\text{Efficiency} = \frac{P_{out}}{P_{in}} \times 100\%$$

P_{out} : Output power

P_{in} : Input power

5. **Voltage accuracy:**

$$\frac{|V_{out} - V_{out(nominal)}|}{V_{out}} \times 100\%$$

V_{out} : Output voltage

$V_{out(nominal)}$: Nominal output voltage

6. Line regulation:

Narrow input voltage range ($\pm 10\%$) and unregulated output voltage series.

$$\text{Line regulation} = \frac{\Delta V_{out}}{\Delta V_{in}}$$

$$\Delta V_{out} = \frac{V_{out(+10\%)} - V_{out(-10\%)}}{V_{out}} \times 100\%$$

$V_{out(+10\%)}$: Output voltage at $V_{in} = 1.1 \times V_{in}(\text{nominal})$ & full load

$V_{out(-10\%)}$: Output voltage at $V_{in} = 0.9 \times V_{in}(\text{nominal})$ & full load

V_{out} : Output voltage at $V_{in} = V_{in}(\text{nominal})$ & full load

$$\Delta V_{in} = \frac{V_{in(+10\%)} - V_{in(-10\%)}}{V_{in}(\text{nominal})} \times 100\%$$

$V_{in(+10\%)}$: Input voltage = $1.1 \times V_{in}(\text{nominal})$

$V_{in(-10\%)}$: Input voltage = $0.9 \times V_{in}(\text{nominal})$

$V_{in}(\text{nominal})$: Nominal Input voltage

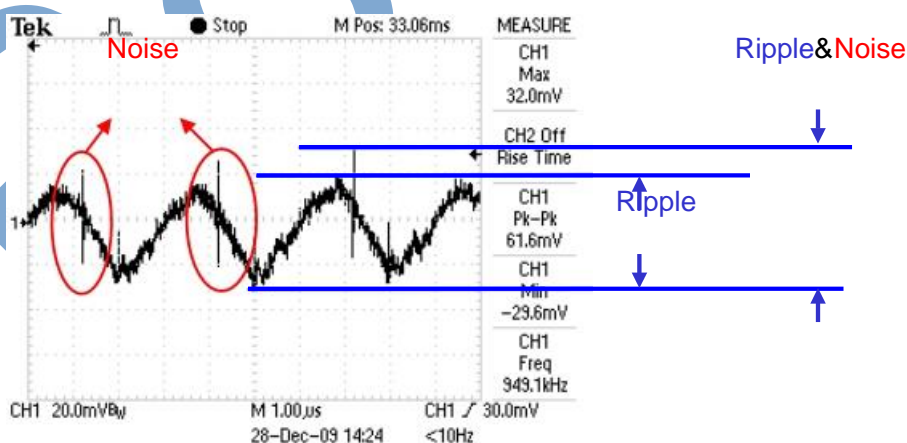
7. Load regulation :

$$\frac{|V_{out(FL)} - V_{out(NL)}|}{V_{out(FL)}} \times 100\%$$

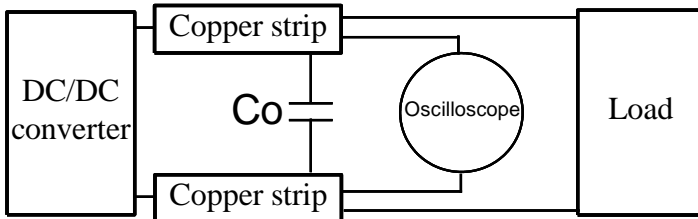
$V_{out(FL)}$: Output voltage at full load

$V_{out(NL)}$: Output voltage at 25% full load or 10% full load

8. Ripple and Noise: as shown below. The bandwidth is 0-20MHz.

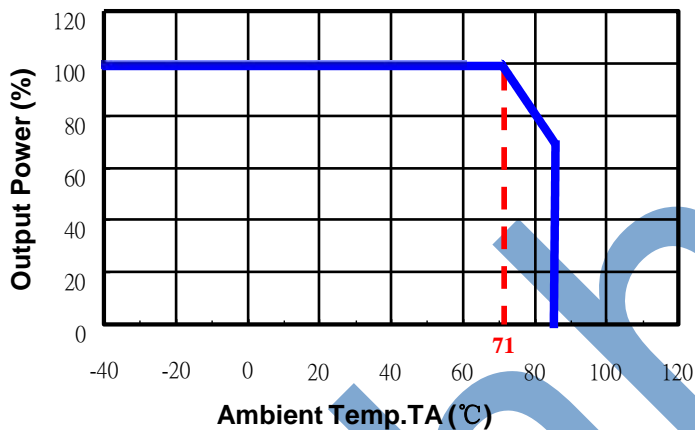


Output Ripple&Noise measurement test circuit: as shown below.



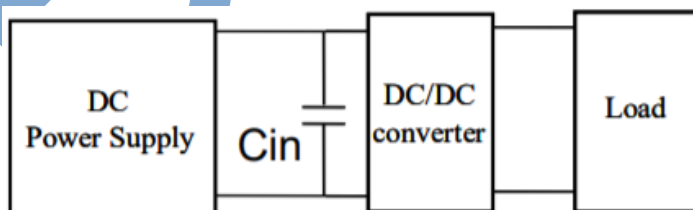
Co: usually 0.47uF.

9. **Temperature derating curve:** The DC-DC converter will operate over a wider temperature range if less power is drawn from the output and the device is already running. The temperature derating curve shows the operating power-temperature range. As shown below.



10. **Switching frequency:** The nominal operating frequency of the DC-DC converters.
11. **Input to output isolation:** The dielectric breakdown strength test between input and output circuits. This is the isolation voltage the device is capable of withstanding for a specified time, usually 1 second or 1 minute.
12. **Input source impedance:** The power module should be connected to low ac-impedance input source.

Highly inductive source impedances can affect the stability of the power module. In applications where power is supplied over long lines and output loading is high, it may be necessary to use a capacitor at the input to ensure startup. Capacitor mounted close to the power module helps ensure stability of the unit, it is recommended to use a good quality low Equivalent Series Resistance (ESR <math>< 0.1\Omega</math> at 100KHz) capacitor of a 22uF for the power module.



X-ON Electronics

Largest Supplier of Electrical and Electronic Components

Click to view similar products for [Power Management Modules](#) category:

Click to view products by [Bothhand](#) manufacturer:

Other Similar products are found below :

[FPF1C2P5BF07A](#) [FPF1C2P5MF07AM](#) [FH2000NPBAP](#) [B0505S-2W](#) [HLK-5D1205](#) [HLK-10D4805B](#) [B0505XT-1WR2-R](#) [B0505S-1W](#)
[B1224S-1WR2](#) [AP24N20-HV](#) [TAS25-24-W](#) [TAS10-5-W](#) [TAS10-24-W](#) [TAD10-1505-NI](#) [LS03-13B09R3](#) [HCES1-05D12](#) [HCS2-12D15](#)
[DC2626A](#) [DFR0756](#) [CS-POWEEVER-02](#) [CS-POWEEVER-01](#) [01D-6R5-2A](#) [11D-05S05NANL](#) [12D-03S05N3KVAC](#) [12D-](#)
[05S05N3WNL](#) [12D-05S05RNL](#) [12D-24S05R2W](#) [12DA-05S05N2W](#) [13D-05S05NCNL](#) [13DS1-12D09NNL](#) [13DSB-05S05N1.5KV](#) [14D-](#)
[12S03R1KVNL](#) [14DB-05S05N1.5KV](#) [14DZ-05S05R2W](#) [MEE1S0309SC](#) [22D-12D12NCNL](#) [EN5322QI](#) [LTM4624EY#PBF](#) [1SP0340V2M0-](#)
[45](#) [IGD515EI](#) [1SP0335D2S1-5SNA0750G650300](#) [2SP0115T2A0-FF600R12ME4](#) [2SP0115T2A0-12](#) [2SD106AI-17](#) [UL](#) [2SC0635T2A1-45](#)
[2SC0115T2A0-12](#) [2SC0108T2F1-17](#) [1SD210F2-MBN1200H45E2-H_Opt1](#) [A0505S-1W](#) [A0505S-1WR2](#)