

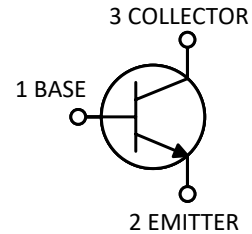
»Features

$V_{CE} = 420V$

$I_C = 0.2A$

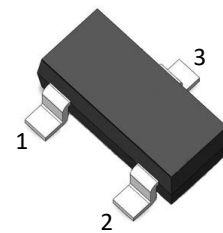
$f_T = 8MHz @V_{CE}=20V, I_C=20mA, f=1MHz$

»Pin Configurations



»General Description

- Power switching applications
- Epitaxial planar die constructio
- SOT-23 Plastic Package.



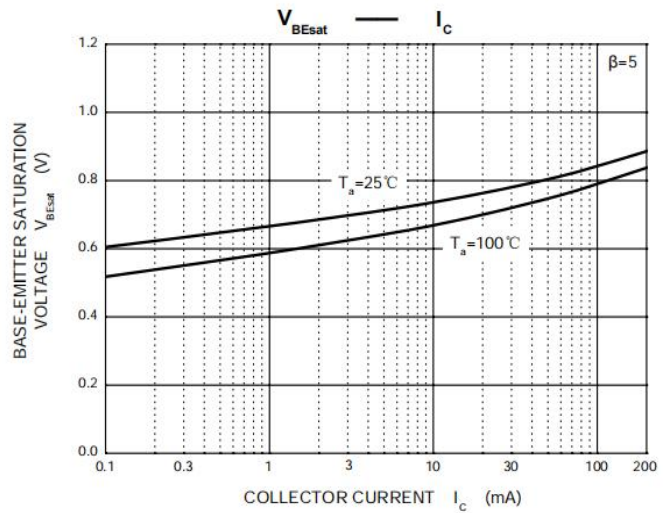
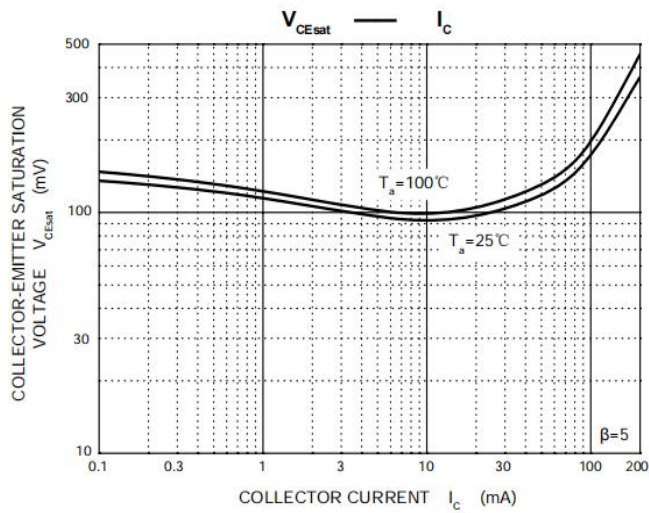
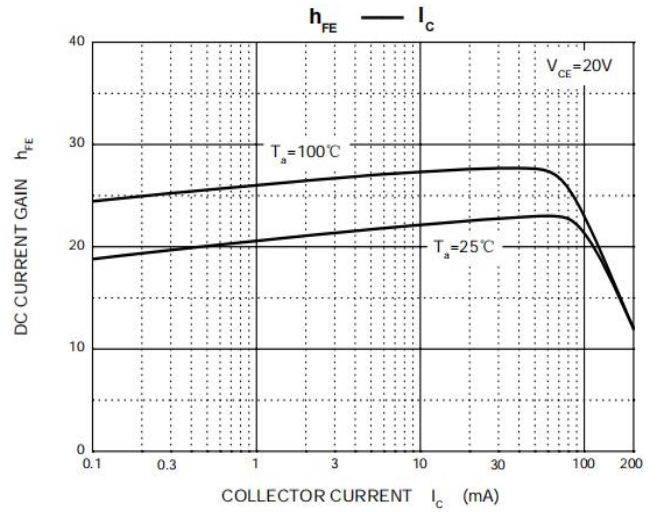
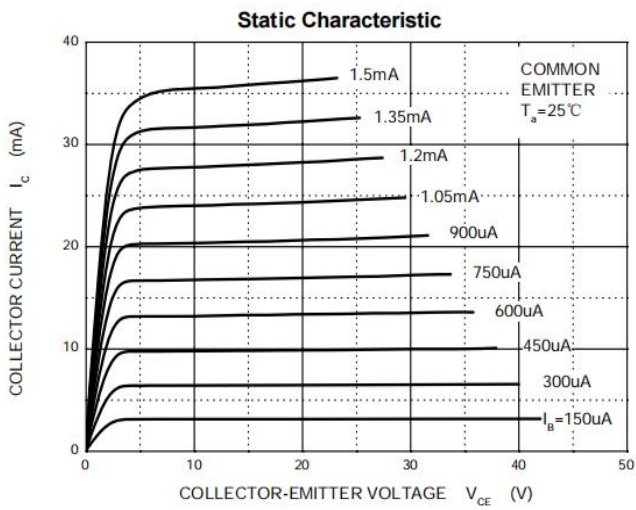
»Absolute Maximum Ratings @ $T_A=25^{\circ}C$ unless otherwise noted

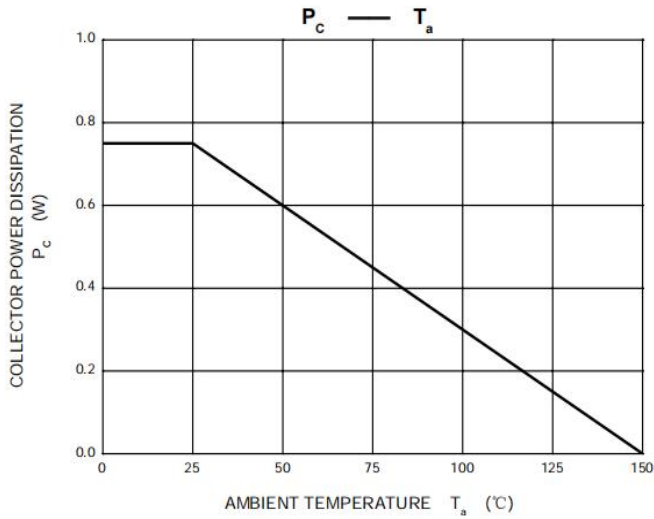
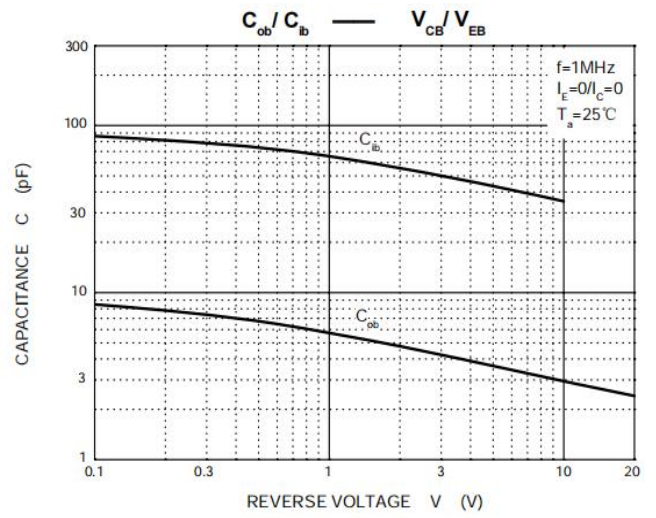
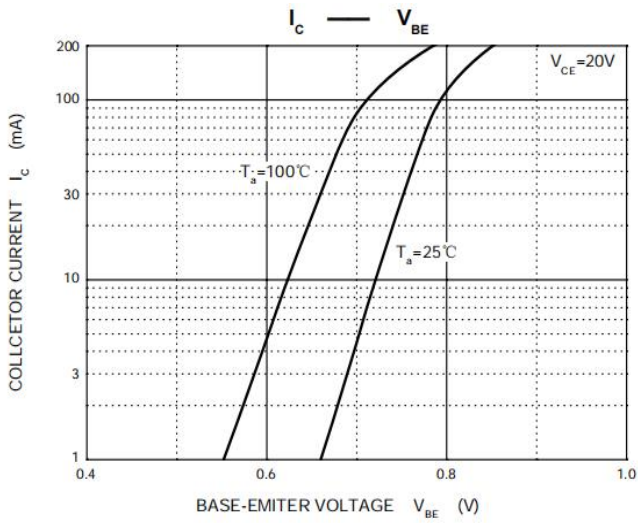
Symbol	Parameter	Value	Unit
VCBO	Collector-Base Voltage	600	V
VCEO	Collector-Emitter Voltage	420	V
VEBO	Emitter-Base Voltage	7	V
IC	Collector Current	0.2	A
PC	Collector Power Dissipation	300	mW
ROJA	Thermal Resistance From Junction To Ambient	400	$^{\circ}C/W$
TJ ,Tstg	Operation Junction And Storage Temperature Range	-55~+150	$^{\circ}C$

»Electrical Characteristics @ $T_A=25^{\circ}C$ unless otherwise noted

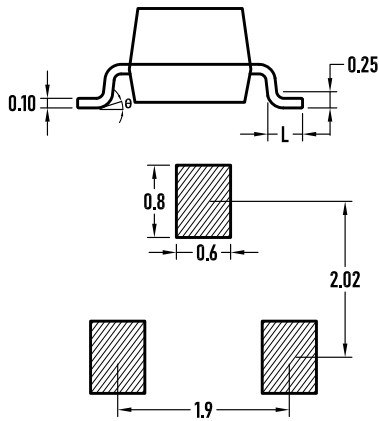
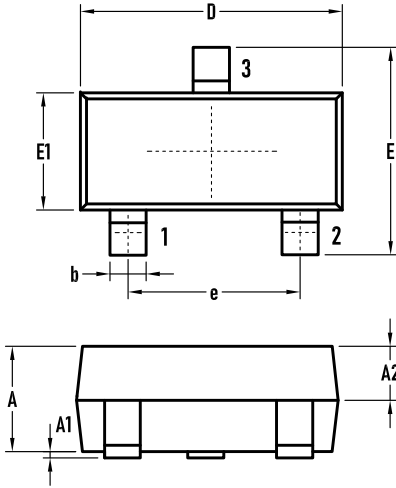
Symbol	Parameter	Test conditions	Min	Typ	Max	Unit
$V_{(BR)CBO}$	Collector-base breakdown voltage	$I_C=100\mu A, I_E=0$	600			V
$V_{(BR)CEO}$	Collector-emitter breakdown voltage	$I_C=1mA, I_B=0$	420			V
$V_{(BR)EBO}$	Emitter-base breakdown voltage	$I_E=100\mu A, I_C=0$	7			V
I_{CBO}	Collector cut-off current	$V_{CB}=600V, I_E=0$			100	μA
I_{CEO}	Collector cut-off current	$V_{CE}=400V, I_E=0$			200	μA
I_{EBO}	Emitter cut-off current	$V_{EB}=7V, I_C=0$			100	μA
$h_{FE(1)}$	DC current gain(1)	$V_{CE}=20V, I_C=20mA$	18		30	
$h_{FE(2)}$	DC current gain(2)	$V_{CE}=10V, I_C=0.25mA$	5			
$V_{CE(sat)1}$	Collector-emitter saturation voltage	$I_C=50mA, I_B=10mA$			0.5	V
$V_{BE(sat)1}$	Base-emitter saturation voltage				1.2	V
f_T	Transition frequency	$V_{CE}=20V, I_C=20mA, f=1MHz$	8			MHz
tf	Fall time	$I_C=50mA, V_{CC}=45V, I_{B1}=-I_{B2}=5mA,$			0.3	μS
ts	Storage time				1.5	μS

»Typical Performance Characteristics (($T_J = 25\text{ }^\circ\text{C}$, unless otherwise noted))



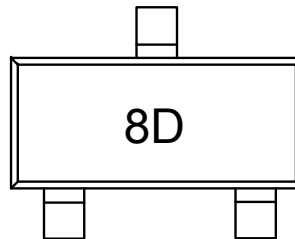


»Package Information SOT-23



SYMBOL	MILLIMETER		
	MIN.	Typ	MAX
A	0.90	1.00	1.10
A1	0.02	0.06	0.10
A2	–	0.60	–
D	2.85	2.90	2.95
b	0.37	0.40	0.43
E	2.35	2.40	2.45
E1	1.25	1.30	1.35
e	1.85	1.90	1.95
L	0.35	0.40	0.48
θ	0	–	6°

»Marking



»Ordering information

Order code	Package	Base qty	Delivery mode
13001	SOT-23	3K	Tape and reel

X-ON Electronics

Largest Supplier of Electrical and Electronic Components

Click to view similar products for [Bipolar Transistors - BJT category](#):

Click to view products by [Bourne manufacturer](#):

Other Similar products are found below :

[BC559C](#) [MCH4017-TL-H](#) [MMBT-2369-TR](#) [BC546/116](#) [NJVMJD148T4G](#) [NTE16](#) [NTE195A](#) [IMX9T110](#) [2N4401-A](#) [2N4403](#) [2N6728](#)
[2SA1419T-TD-H](#) [2SA2126-E](#) [2SB1204S-TL-E](#) [FMC5AT148](#) [2N2369ADCSM](#) [2N2907A](#) [2N3904-NS](#) [2N5769](#) [2SC4618TLN](#) [CPH6501-](#)
[TL-E](#) [MCH4021-TL-E](#) [Jantx2N5416](#) [US6T6TR](#) [BAX18/A52R](#) [BC556/112](#) [IMZ2AT108](#) [MMST8098T146](#) [UMX21NTR](#) [MCH6102-TL-E](#)
[TTA1452B,S4X\(S](#) [2N3879](#) [NTE13](#) [NTE282](#) [NTE323](#) [NTE350](#) [NTE81](#) [JANTX2N2920L](#) [JANTX2N3735](#) [JANSR2N2222AUB](#)
[CMLT3946EG TR](#) [SNSS40600CF8T1G](#) [CMLT3906EG TR](#) [GRP-DATA-JANS2N2907AUB](#) [GRP-DATA-JANS2N2222AUA](#)
[MMDT3946FL3-7](#) [2N4240](#) [JANS2N3019](#) [MSB30KH-13](#) [2N2221AUB](#)