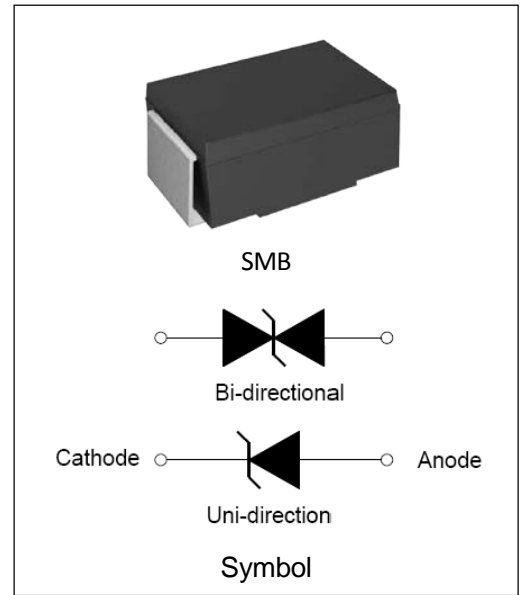


DESCRIPTION:

TVS diodes can be used in a wide range of applications which like consumer electronic products, automotive industries, munitions, telecommunications, aerospace industries, and intelligent control systems.

FEATURES:

- ✧ Glass passivated or planar junction
- ✧ Excellent clamping capability
- ✧ Repetition rate (duty cycle): 0.01%
- ✧ Typical I_R less than $1\mu A$ above 10V.
- ✧ Low profile package and low inductance
- ✧ 1500W Peak Pulse power capability at $10 \times 1000\mu s$ waveform.
- ✧ Fast response time: typically less than 1.0ps from 0V to V_{BRmin} .
- ✧ High temperature soldering: $260^\circ C/10s$ at terminals.
- ✧ Plastic package has Underwriters Laboratory Flammability 94V-0.
- ✧ For surface mounted applications in order to optimize board space



ABSOLUTE MAXIMUM RATINGS ($T_A=25^\circ C$, RH=45%-75%, unless otherwise noted)

Parameter	Symbol	Value	Unit
Storage temperature range	T_{stg}	-55 to +150	$^\circ C$
Operating junction temperature range	T_j	-55 to +150	$^\circ C$
Steady state power dissipation at $T_L=75^\circ C$	$P_{M(AV)}$	5.0	W
Peak pulse power dissipation on 10/1000 μs waveform	P_{PP}	1500	W
Maximum Instantaneous Forward Voltage at 50A for Unidirectional	V_F	5.0	V

ELECTRICAL CHARACTERISTICS ($T_A=25^{\circ}\text{C}$)

Part Number		V_R	$I_R@V_R$	$V_{BR}@I_T$		I_T	$V_C@I_{PP}$	$I_{PP}^{\textcircled{1}}$
Uni-Polar	Bi-Polar	V	μA	min(V)	max(V)	mA	max(V)	A
1.5SMBJ5.0A	1.5SMBJ5.0CA	5.0	200	6.40	7.00	10	9.2	163.0
1.5SMBJ6.0A	1.5SMBJ6.0CA	6.0	200	6.67	7.37	10	10.3	145.6
1.5SMBJ6.5A	1.5SMBJ6.5CA	6.5	100	7.22	7.98	10	11.2	134.0
1.5SMBJ7.0A	1.5SMBJ7.0CA	7.0	80	7.78	8.60	10	12.0	125.0
1.5SMBJ7.5A	1.5SMBJ7.5CA	7.5	50	8.33	9.21	1	12.9	116.3
1.5SMBJ8.0A	1.5SMBJ8.0CA	8.0	20	8.89	9.83	1	13.6	110.3
1.5SMBJ8.5A	1.5SMBJ8.5CA	8.5	10	9.44	10.40	1	14.4	104.2
1.5SMBJ9.0A	1.5SMBJ9.0CA	9.0	5	10.00	11.10	1	15.4	97.4
1.5SMBJ10A	1.5SMBJ10CA	10	2	11.10	12.30	1	17.0	88.2
1.5SMBJ11A	1.5SMBJ11CA	11	1	12.20	13.50	1	18.2	82.4
1.5SMBJ12A	1.5SMBJ12CA	12	1	13.30	14.70	1	19.9	75.4
1.5SMBJ13A	1.5SMBJ13CA	13	1	14.40	15.90	1	21.5	69.8
1.5SMBJ14A	1.5SMBJ14CA	14	1	15.60	17.20	1	23.2	64.7
1.5SMBJ15A	1.5SMBJ15CA	15	1	16.70	18.50	1	24.4	61.5
1.5SMBJ16A	1.5SMBJ16CA	16	1	17.80	19.70	1	26.0	57.7
1.5SMBJ17A	1.5SMBJ17CA	17	1	18.90	20.90	1	27.6	54.4
1.5SMBJ18A	1.5SMBJ18CA	18	1	20.00	22.10	1	29.2	51.4
1.5SMBJ20A	1.5SMBJ20CA	20	1	22.20	24.50	1	32.4	46.3
1.5SMBJ22A	1.5SMBJ22CA	22	1	24.40	26.90	1	35.5	42.3
1.5SMBJ24A	1.5SMBJ24CA	24	1	26.70	29.50	1	38.9	38.6
1.5SMBJ26A	1.5SMBJ26CA	26	1	28.90	31.90	1	42.1	35.6
1.5SMBJ28A	1.5SMBJ28CA	28	1	31.10	34.40	1	45.4	33.1
1.5SMBJ30A	1.5SMBJ30CA	30	1	33.30	36.80	1	48.4	31.0
1.5SMBJ33A	1.5SMBJ33CA	33	1	36.70	40.60	1	53.3	28.2
1.5SMBJ36A	1.5SMBJ36CA	36	1	40.00	44.20	1	58.1	25.8
1.5SMBJ40A	1.5SMBJ40CA	40	1	44.40	49.10	1	64.5	23.3
1.5SMBJ43A	1.5SMBJ43CA	43	1	47.80	52.80	1	69.4	21.6
1.5SMBJ45A	1.5SMBJ45CA	45	1	50.00	55.30	1	72.7	20.6
1.5SMBJ48A	1.5SMBJ48CA	48	1	53.30	58.90	1	77.4	19.4
1.5SMBJ51A	1.5SMBJ51CA	51	1	56.70	62.70	1	82.4	18.2

ELECTRICAL CHARACTERISTICS ($T_A=25^{\circ}\text{C}$, continued)

Part Number		V_R	$I_R@V_R$	$V_{BR}@I_T$		I_T	$V_C@I_{PP}$	$I_{PP}^{①}$
Uni-Polar	Bi-Polar	V	μA	min(V)	max(V)	mA	max(V)	A
1.5SMBJ54A	1.5SMBJ54CA	54	1	60.00	66.30	1	87.1	17.2
1.5SMBJ58A	1.5SMBJ58CA	58	1	64.40	71.20	1	93.6	16.1
1.5SMBJ60A	1.5SMBJ60CA	60	1	66.70	73.70	1	96.8	15.5
1.5SMBJ64A	1.5SMBJ64CA	64	1	71.10	78.60	1	103.0	14.6
1.5SMBJ70A	1.5SMBJ70CA	70	1	77.80	86.00	1	113.0	13.3
1.5SMBJ75A	1.5SMBJ75CA	75	1	83.30	92.10	1	121.0	12.4
1.5SMBJ78A	1.5SMBJ78CA	78	1	86.70	95.80	1	126.0	11.9
1.5SMBJ85A	1.5SMBJ85CA	85	1	94.40	104.0	1	137.0	11.0
1.5SMBJ90A	1.5SMBJ90CA	90	1	100.0	111.0	1	146.0	10.3
1.5SMBJ100A	1.5SMBJ100CA	100	1	111.0	123.0	1	162.0	9.3
1.5SMBJ110A	1.5SMBJ110CA	110	1	122.0	135.0	1	177.0	8.5
1.5SMBJ120A	1.5SMBJ120CA	120	1	133.0	147.0	1	193.0	7.8
1.5SMBJ130A	1.5SMBJ130CA	130	1	144.0	159.0	1	209.0	7.2
1.5SMBJ150A	1.5SMBJ150CA	150	1	167.0	185.0	1	243.0	6.2
1.5SMBJ160A	1.5SMBJ160CA	160	1	178.0	197.0	1	259.0	5.8
1.5SMBJ170A	1.5SMBJ170CA	170	1	189.0	209.0	1	275.0	5.5
1.5SMBJ180A	1.5SMBJ180CA	180	1	201.0	222.0	1	292.0	5.2
1.5SMBJ190A	1.5SMBJ190CA	190	1	211.0	234.0	1	307.0	4.9
1.5SMBJ200A	1.5SMBJ200CA	200	1	224.0	247.0	1	324.0	4.7

① Surge waveform: 10/1000 μs

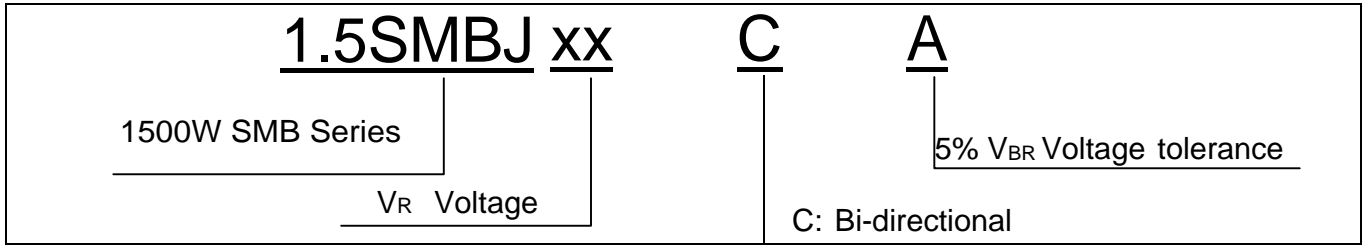
V_R : Stand-off Voltage -- Maximum voltage that can be applied V_{BR} :

Breakdown Voltage

V_C : Clamping Voltage -- Peak voltage measured across the suppressor at a specified I_{PP} I_R :

Reverse Leakage Current

ORDERING INFORMATION



RATINGS AND V-I CHARACTERISTICS CURVES ($T_A=25^\circ\text{C}$, unless otherwise noted)

FIG.1: V- I curve characteristics (Uni-directional)

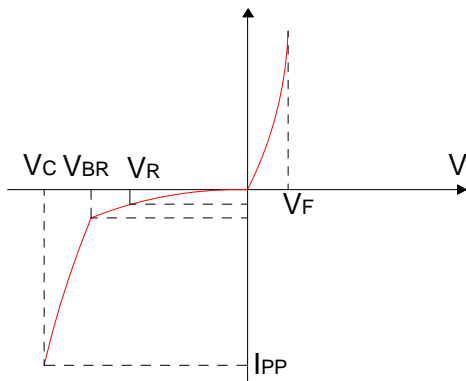


FIG.2: V- I curve characteristics (Bi-directional)

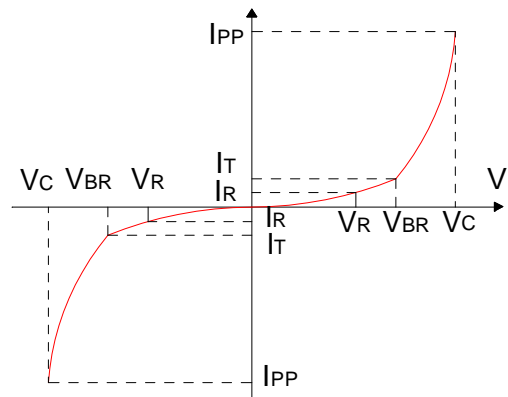


FIG.3: Pulse waveform

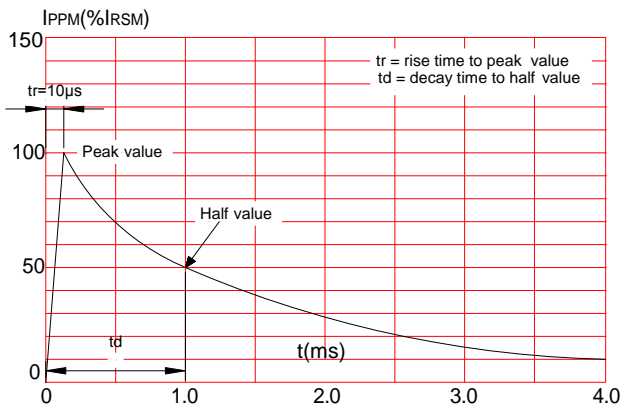
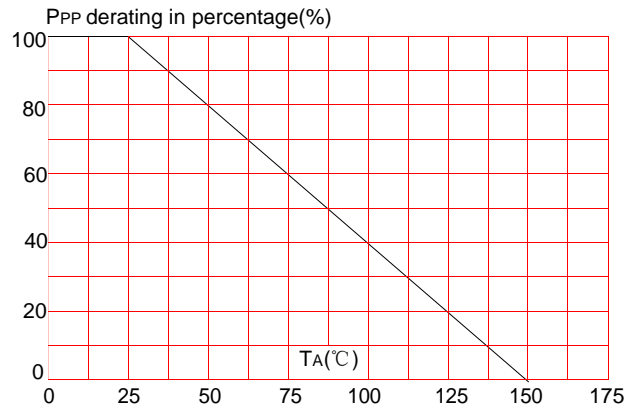
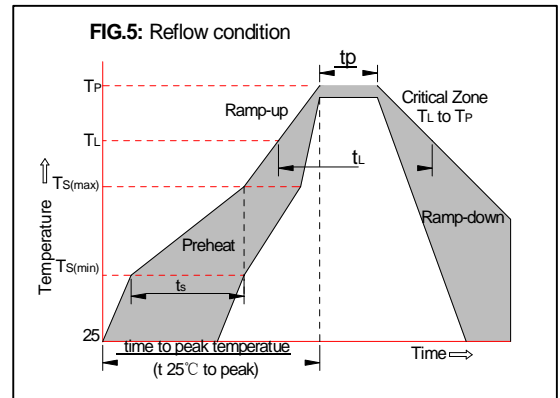
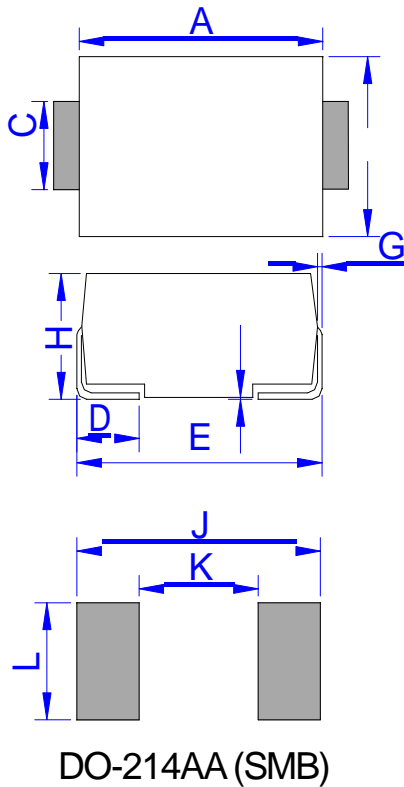


FIG.4: Pulse derating curve



SOLDERING PARAMETERS

Reflow Condition		Pb-Free assembly (see FIG.5)
Pre Heat	-Temperature Min ($T_{s(min)}$)	+150°C
	-Temperature Max($T_{s(max)}$)	+200°C
	-Time (Min to Max) (t_s)	60-180 secs.
Average ramp up rate (Liquid us Temp (T_L) to peak)		3°C/sec. Max
$T_{s(max)}$ to T_L - Ramp-up Rate		3°C/sec. Max
Reflow	-Temperature(T_L)(Liquid us)	+217°C
	-Temperature(t_L)	60-150 secs.
Peak Temp (T_p)		+260(+0/-5)°C
Time within 5°C of actual Peak Temp (t_p)		30 secs. Max
Ramp-down Rate		6°C/sec. Max
Time 25°C to Peak Temp (T_p)		8 min. Max
Do not exceed		+260°C


PACKAGE MECHANICAL DATA


Ref.	Dimensions			
	Millimeters		Inches	
	Min.	Max.	Min.	Max.
A	4.25	4.75	0.167	0.187
B	3.30	3.94	0.130	0.155
C	1.85	2.21	0.073	0.087
D	0.76	1.52	0.030	0.060
E	5.08	5.59	0.200	0.220
F	0.051	0.203	0.002	0.008
G	0.15	0.31	0.006	0.012
H	2.11	2.44	0.083	0.096
J	6.80		0.270	
K		2.60		0.100
L	2.40		0.090	

X-ON Electronics

Largest Supplier of Electrical and Electronic Components

Click to view similar products for [ESD Suppressors / TVS Diodes](#) category:

Click to view products by [Bourne](#) manufacturer:

Other Similar products are found below :

[60KS200C](#) [D18V0L1B2LP-7B](#) [D5V0F4U5P5-7](#) [NTE4902](#) [P4KE27CA](#) [P6KE11CA](#) [P6KE39CA-TP](#) [P6KE8.2A](#) [JANTX1N6053A](#)
[SA110CA](#) [SA60CA](#) [SA64CA](#) [SMBJ12CATR](#) [SMBJ33CATR](#) [SMBJ8.0A](#) [ESD101-B1-02ELS E6327](#) [ESD105-B1-02EL E6327](#) [ESD112-B1-02EL E6327](#) [ESD119B1W01005E6327XTSA1](#) [ESD5V0L1B02VH6327XTSA1](#) [ESD7451N2T5G](#) [19180-510](#) [CPDT-5V0USP-HF](#)
[3.0SMCJ33CA-F](#) [3.0SMCJ36A-F](#) [HSPC16701B02TP](#) [JANTX1N6126A](#) [JANTX1N6462](#) [JANTX1N6465](#) [USB50805e3/TR7](#)
[D3V3Q1B2DLP3-7](#) [D55V0M1B2WS-7](#) [DRTR5V0U4SL-7](#) [SCM1293A-04SO](#) [ESD200-B1-CSP0201 E6327](#) [SM12-7](#) [SM1605E3/TR13](#)
[SMLJ45CA-TP](#) [CEN955 W/DATA](#) [82350120560](#) [VESD12A1A-HD1-GS08](#) [CPDUR5V0R-HF](#) [CPDQC5V0U-HF](#) [CPDQC5V0USP-HF](#)
[CPDQC5V0-HF](#) [D1213A-01LP4-7B](#) [ESD101-B1-02EL E6327](#) [824500181](#) [MMAD1108/TR13](#) [5KP100A](#)