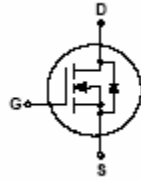
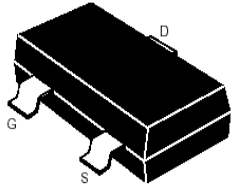


SOT-23

Features

- 60V/0.2A, $R_{DS(ON)} = 7.5\Omega$ (MAX) @ $V_{GS} = 10V$, $I_D = 0.5A$
 $R_{DS(ON)} = 7.5\Omega$ (MAX) @ $V_{GS} = 5V$, $I_D = 0.05A$
- Super High dense cell design for extremely low $R_{DS(ON)}$.
- Reliable and Rugged.
- SOT-23 for Surface Mount Package.

MAXIMUM RANTINGS

Parameter	Symbol	Limit	Units
Drain-Source Voltage	V_{DS}	60	V
Gate-Source Voltage	V_{GS}	± 20	V
Drain Current-Continuous	I_D	0.2	A
Power Dissipation	P_D	0.225	W
Thermal Resistance from Junctin to Ambient	$R_{\theta JA}$	556	$^{\circ}C/W$
Junction Temperature	T_J	150	$^{\circ}C$
Storage Temperature	T_{stg}	-50~+150	

Electrical Characteristics

Parameter	Symbol	Test Conditions	Min	Typ.	Max	Units
Off Characteristics						
Drain to Source Breakdown Voltage	BVDSS	$V_{GS}=0V, I_D=250\mu A$	60	-	-	V
Zero-Gate Voltage Drain Current	IDSS	$V_{DS}=60V, V_{GS}=0V$	-	-	1	μA
Gate Body Leakage Current, Forward	IGSSF	$V_{GS}=20V, V_{DS}=0V$	-	-	100	nA
Gate Body Leakage Current, Reverse	IGSSR	$V_{GS}=-20V, V_{DS}=0V$	-	-	-100	nA
On Characteristics						
Gate Threshold Voltage	$V_{GS(th)}$	$V_{GS}=V_{DS}, I_D=250\mu A$	1	-		V
Static Drain-source On-Resistance *	$R_{DS(ON)}$	$V_{GS}=10V, I_D=0.5A$	-		7.5	Ω
		$V_{GS}=5V, I_D=0.05A$	-		7.5	Ω
Drain-Source Diode Characteristics and Maximum Ratings						
Drain-Source Diode Forward Voltage	VSD	$V_{GS}=0V, I_S=0.2A$			2.5	V

Notes :

*Pulse Test : Pulse Width $\leq 300\mu s$, Duty Cycle $\leq 2\%$.

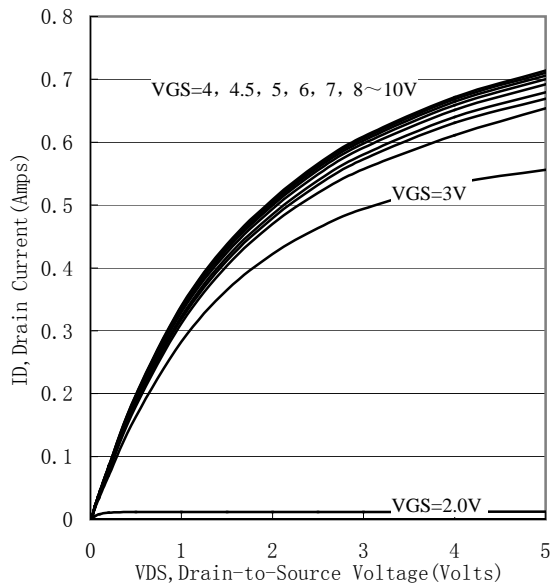


Figure 1. Output Characteristics

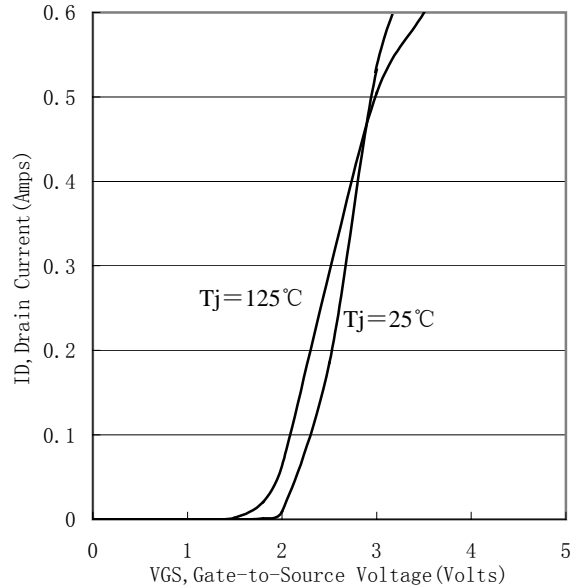


Figure 2. Transfer Characteristics

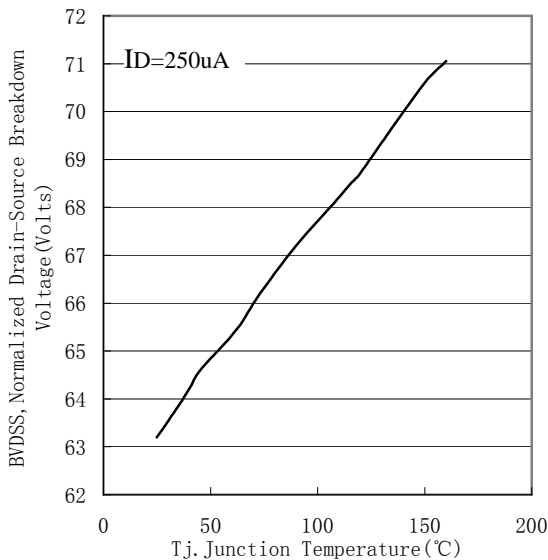


Figure 3. Breakdown Voltage Variation with Temperature

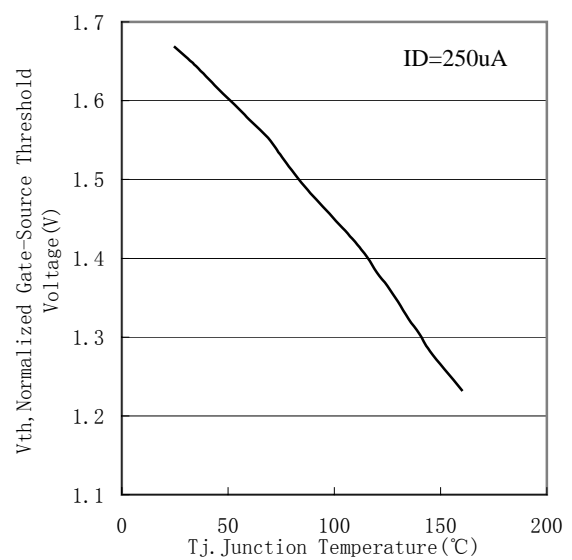


Figure 4. Gate Threshold Variation with Temperature

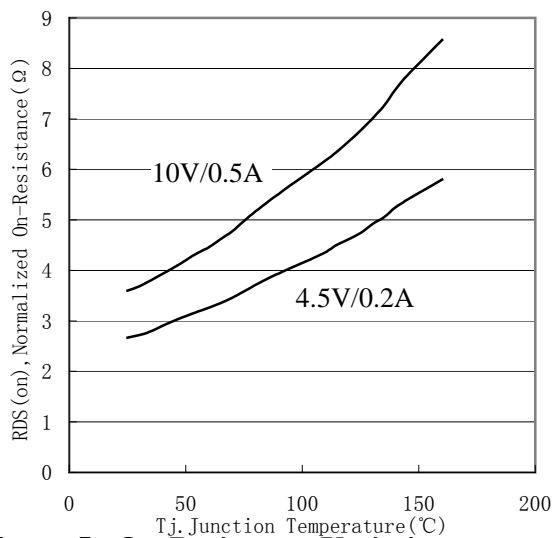


Figure 5. On-Resistance Variation with Temperature

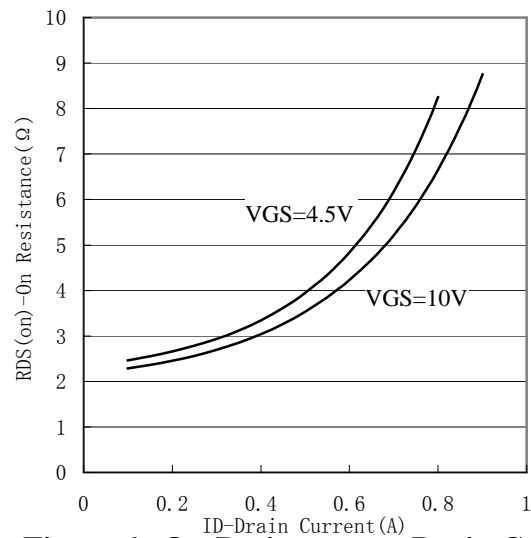


Figure 6. On-Resistance vs. Drain Current

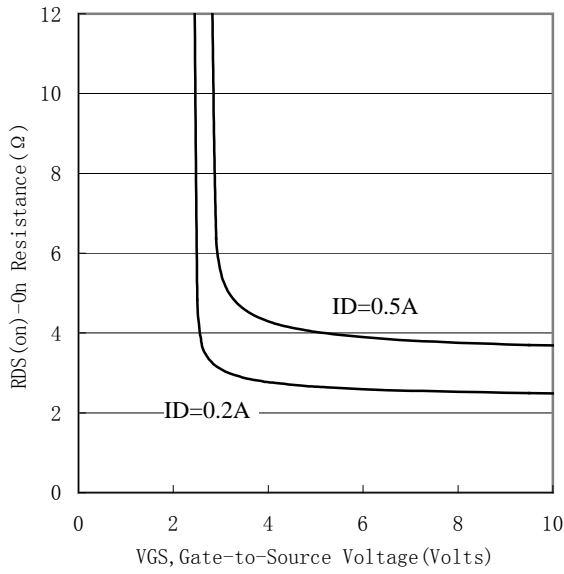


Figure 7. On-Resistance vs. Gate-to-Source Voltage

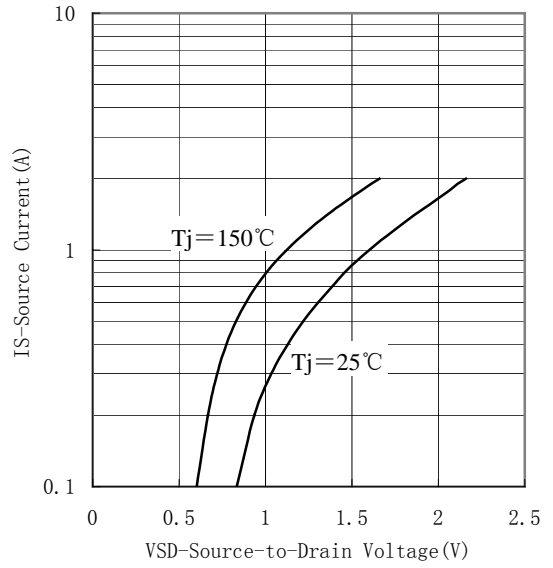
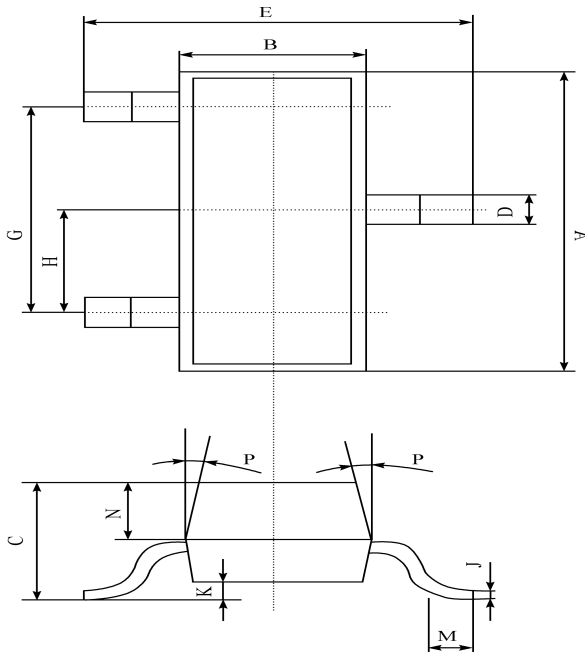


Figure 8. Source-Drain Diode Forward Voltage

SOT-23 PACKAGE OUTLINE Plastic surface mounted package



SOT-23	
A	2.90 ± 0.10
B	1.30 ± 0.10
C	1.00 ± 0.10
D	0.40 ± 0.10
E	2.40 ± 0.20
G	1.90 ± 0.10
H	0.95 ± 0.05
J	0.13 ± 0.05
K	0.00 - 0.10
M	≥ 0.2
N	0.60 ± 0.10
P	7 ± 2°

(UNIT): mm

X-ON Electronics

Largest Supplier of Electrical and Electronic Components

Click to view similar products for [MOSFET](#) category:

Click to view products by [Bourne](#) manufacturer:

Other Similar products are found below :

[614233C](#) [648584F](#) [FDPF9N50NZ](#) [IRFD120](#) [IRFF430](#) [JANTX2N5237](#) [2N7000](#) [FCA20N60_F109](#) [FDZ595PZ](#) [2SK2267\(Q\)](#) [2SK2545\(Q,T\)](#)
[405094E](#) [423220D](#) [MIC4420CM-TR](#) [VN1206L](#) [614234A](#) [715780A](#) [SSM6J414TU,LF\(T](#) [751625C](#) [PSMN4R2-30MLD](#)
[TK31J60W5,S1VQ\(O](#) [2SK2614\(TE16L1,Q\)](#) [DMN1017UCP3-7](#) [EFC2J004NUZTDG](#) [FCAB21350L1](#) [P85W28HP2F-7071](#) [DMN1053UCP4-7](#)
[NTE2384](#) [NTE2969](#) [NTE6400A](#) [DMN61D9UWQ-13](#) [US6M2GTR](#) [DMN31D5UDJ-7](#) [SSM6P54TU,LF](#) [DMP22D4UFO-7B](#)
[IPS60R3K4CEAKMA1](#) [DMN1006UCA6-7](#) [DMN16M9UCA6-7](#) [STF5N65M6](#) [STU5N65M6](#) [C3M0021120D](#) [DMN13M9UCA6-7](#)
[BSS340NWH6327XTSA1](#) [MCM3400A-TP](#) [DMTH10H4M6SPS-13](#) [IPS60R1K0PFD7SAKMA1](#) [IPS60R360PFD7SAKMA1](#)
[IPS60R600PFD7SAKMA1](#) [IPS60R210PFD7SAKMA1](#) [DMN2990UFB-7B](#)