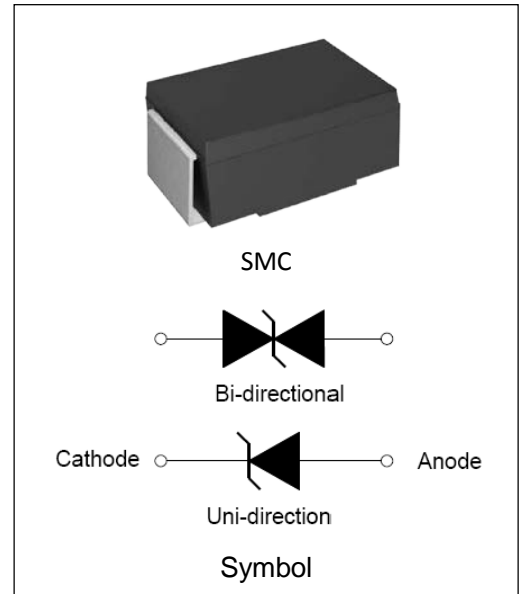


DESCRIPTION:

TVS diodes can be used in a wide range of applications which like consumer electronic products, automotive industries, munitions, telecommunications, aerospace industries, and intelligent control systems.

FEATURES:

- ✧ Glass passivated or planar junction
- ✧ Excellent clamping capability
- ✧ Repetition rate (duty cycle): 0.01%
- ✧ Typical I_R less than $1\mu A$ above 10V.
- ✧ Low profile package and low inductance
- ✧ 5000 W Peak Pulse power capability at $10 \times 1000\mu s$ waveform.
- ✧ Fast response time: typically less than 1.0ps from 0V to V_{BR} min.
- ✧ High temperature soldering: $260^\circ C/10s$ at terminals.
- ✧ Plastic package has Underwriters Laboratory Flammability 94V-0.
- ✧ For surface mounted applications in order to optimize board space



ABSOLUTE MAXIMUM RATINGS ($T_A=25^\circ C$, RH=45%-75%, unless otherwise noted)

Parameter	Symbol	Value	Unit
Storage temperature range	T_{stg}	-55 to +150	$^\circ C$
Operating junction temperature range	T_j	-55 to +150	$^\circ C$
Steady state power dissipation at $T_L=75^\circ C$	$P_{M(AV)}$	10	W
Peak pulse power dissipation on 10/1000 μs waveform	P_{PP}	5000	W
Maximum Instantaneous Forward Voltage at 100A for Unidirectional	V_F	5.0	V

ELECTRICAL CHARACTERISTICS (TA=25°C)

Part Number		V _R	I _R @V _R	V _{BR} @I _T		I _T	V _C @I _{PP}	I _{PP} ^①
Uni-Polar	Bi-Polar	V	μA	min(V)	max(V)	mA	max(V)	A
5.0SMDJ11A	5.0SMDJ11CA	11	800	12.20	13.50	10	18.2	275.0
5.0SMDJ12A	5.0SMDJ12CA	12	800	13.30	14.70	10	19.9	252.0
5.0SMDJ13A	5.0SMDJ13CA	13	500	14.40	15.90	10	21.5	233.0
5.0SMDJ14A	5.0SMDJ14CA	14	200	15.60	17.20	10	23.2	216.0
5.0SMDJ15A	5.0SMDJ15CA	15	100	16.70	18.50	1	24.4	205.0
5.0SMDJ16A	5.0SMDJ16CA	16	50	17.80	19.70	1	26.0	193.0
5.0SMDJ17A	5.0SMDJ17CA	17	20	18.90	20.90	1	27.6	181.0
5.0SMDJ18A	5.0SMDJ18CA	18	10	20.00	22.10	1	29.2	172.0
5.0SMDJ20A	5.0SMDJ20CA	20	5	22.20	24.50	1	32.4	155.0
5.0SMDJ22A	5.0SMDJ22CA	22	1	24.40	26.90	1	35.5	141.0
5.0SMDJ24A	5.0SMDJ24CA	24	1	26.70	29.50	1	38.9	129.0
5.0SMDJ26A	5.0SMDJ26CA	26	1	28.90	31.90	1	42.1	119.0
5.0SMDJ28A	5.0SMDJ28CA	28	1	31.10	34.40	1	45.4	110.0
5.0SMDJ30A	5.0SMDJ30CA	30	1	33.30	36.80	1	48.4	103.0
5.0SMDJ33A	5.0SMDJ33CA	33	1	36.70	40.60	1	53.3	93.9
5.0SMDJ36A	5.0SMDJ36CA	36	1	40.00	44.20	1	58.1	86.1
5.0SMDJ40A	5.0SMDJ40CA	40	1	44.40	49.10	1	64.5	77.6
5.0SMDJ43A	5.0SMDJ43CA	43	1	47.80	52.80	1	69.4	72.1
5.0SMDJ45A	5.0SMDJ45CA	45	1	50.00	55.30	1	72.7	68.8
5.0SMDJ48A	5.0SMDJ48CA	48	1	53.30	58.90	1	77.4	64.7
5.0SMDJ51A	5.0SMDJ51CA	51	1	56.70	62.70	1	82.4	60.7
5.0SMDJ54A	5.0SMDJ54CA	54	1	60.00	66.30	1	87.1	57.5
5.0SMDJ58A	5.0SMDJ58CA	58	1	64.40	71.20	1	93.6	53.5
5.0SMDJ60A	5.0SMDJ60CA	60	1	66.70	73.70	1	96.8	51.7
5.0SMDJ64A	5.0SMDJ64CA	64	1	71.10	78.60	1	103.0	48.6
5.0SMDJ70A	5.0SMDJ70CA	70	1	77.80	86.00	1	113.0	44.3
5.0SMDJ75A	5.0SMDJ75CA	75	1	83.30	92.10	1	121.0	41.4
5.0SMDJ78A	5.0SMDJ78CA	78	1	86.70	95.80	1	126.0	39.7
5.0SMDJ85A	5.0SMDJ85CA	85	1	94.40	104.0	1	137.0	36.5
5.0SMDJ90A	5.0SMDJ90CA	90	1	100.0	111.0	1	146.0	34.3

ELECTRICAL CHARACTERISTICS (TA=25°C, continued)

Part Number		V _R	I _R @V _R	V _{BR} @I _T		I _T	V _C @I _{PP}	I _{PP} ^①
Uni-Polar	Bi-Polar	V	μA	min(V)	max(V)	mA	max(V)	A
5.0SMDJ100A	5.0SMDJ100CA	100	1	111.0	123.0	1	162.0	30.9
5.0SMDJ110A	5.0SMDJ110CA	110	1	122.0	135.0	1	177.0	28.3
5.0SMDJ120A	5.0SMDJ120CA	120	1	133.0	147.0	1	193.0	26.0
5.0SMDJ130A	5.0SMDJ130CA	130	1	144.0	159.0	1	209.0	24.0
5.0SMDJ150A	5.0SMDJ150CA	150	1	167.0	185.0	1	243.0	20.6
5.0SMDJ160A	5.0SMDJ160CA	160	1	178.0	197.0	1	259.0	19.3
5.0SMDJ170A	5.0SMDJ170CA	170	1	189.0	209.0	1	275.0	18.2

① Surge waveform: 10/1000μs

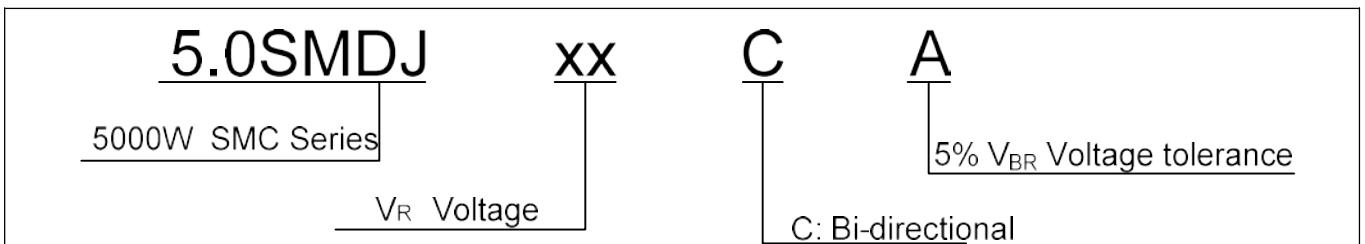
V_R: Stand-off Voltage -- Maximum voltage that can be applied V_{BR}:

Breakdown Voltage

V_C: Clamping Voltage -- Peak voltage measured across the suppressor at a specified I_{pp} I_R:

Reverse Leakage Current

ORDERING INFORMATION



RATINGS AND V-I CHARACTERISTICS CURVES (TA=25°C, unless otherwise noted)

FIG.1:V- I curve characteristics (Uni-directional)

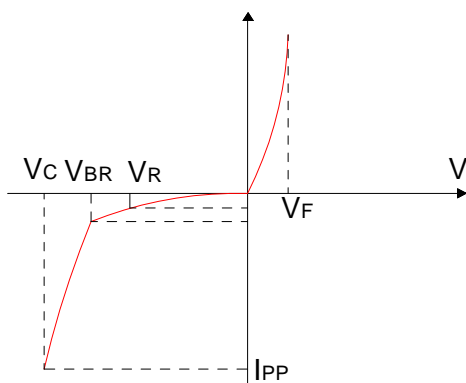


FIG.2:V- I curve characteristics (Bi-directional)

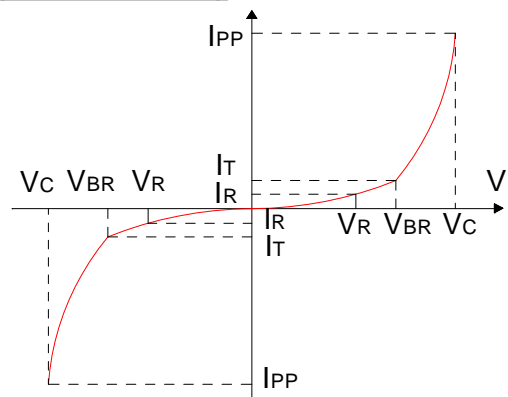


FIG.3: Pulse waveform

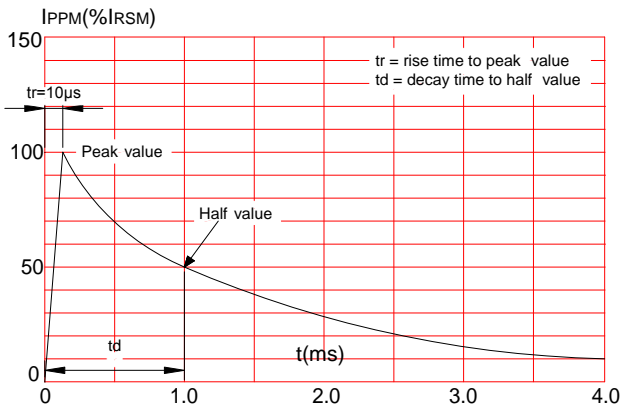
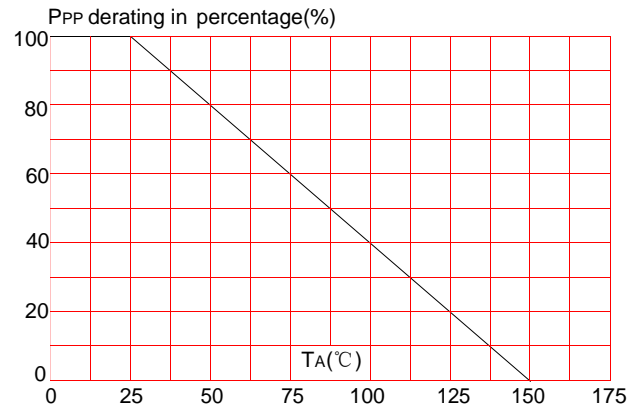
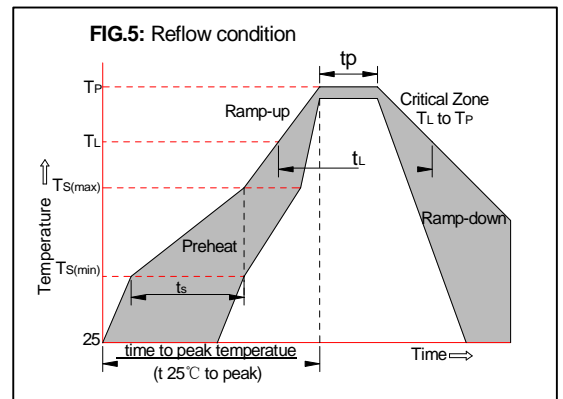


FIG.4: Pulse derating curve

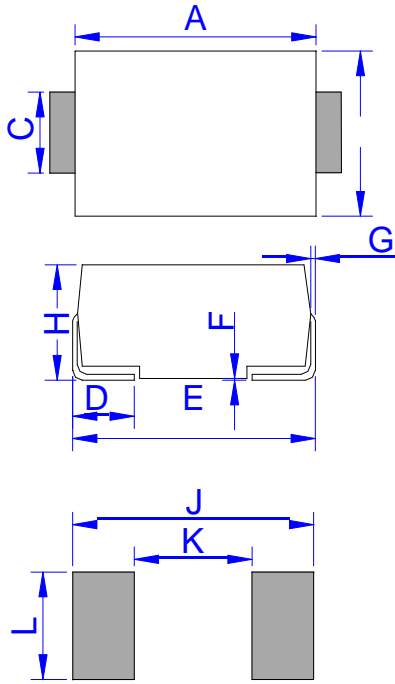


SOLDERING PARAMETERS

Reflow Condition		Pb-Free assembly (see FIG.5)
Pre Heat	-Temperature Min ($T_{s(min)}$)	+150°C
	-Temperature Max($T_{s(max)}$)	+200°C
	-Time (Min to Max) (ts)	60-180 secs.
Average ramp up rate (Liquid us Temp (T_L) to peak)		3°C/sec. Max
$T_{s(max)}$ to T_L - Ramp-up Rate		3°C/sec. Max
Reflow	-Temperature(T_L)(Liquid us)	+217°C
	-Temperature(t_L)	60-150 secs.
Peak Temp (T_p)		+260(+0/-5)°C
Time within 5°C of actual Peak Temp (t_p)		30 secs. Max
Ramp-down Rate		6°C/sec. Max
Time 25°C to Peak Temp (T_p)		8 min. Max
Do not exceed		+260°C



PACKAGE MECHANICAL DATA



DO-214AB (SMC)

Ref.	Dimensions			
	Millimeters		Inches	
	Min.	Max.	Min.	Max.
A	6.60	7.11	0.260	0.280
B	5.59	6.20	0.220	0.244
C	2.75	3.20	0.108	0.126
D	0.76	1.52	0.030	0.060
E	7.74	8.13	0.305	0.320
F	0.051	0.203	0.002	0.008
G	0.15	0.31	0.006	0.012
H	2.15	2.62	0.085	0.103
J	8.12		0.320	
K		4.69		0.185
L	3.07		0.121	

X-ON Electronics

Largest Supplier of Electrical and Electronic Components

Click to view similar products for [ESD Suppressors / TVS Diodes](#) category:

Click to view products by [Bourne](#) manufacturer:

Other Similar products are found below :

[60KS200C](#) [D18V0L1B2LP-7B](#) [D5V0F4U5P5-7](#) [DESD5V0U1BB-7](#) [NTE4902](#) [P4KE27CA](#) [P6KE11CA](#) [P6KE39CA-TP](#) [P6KE8.2A](#)
[SA110CA](#) [SA60CA](#) [SA64CA](#) [SMBJ12CATR](#) [SMBJ33CATR](#) [SMBJ8.0A](#) [ESD101-B1-02ELS E6327](#) [ESD105-B1-02EL E6327](#) [ESD112-B1-02EL E6327](#) [ESD119B1W01005E6327XTSA1](#) [ESD5V0L1B02VH6327XTSA1](#) [ESD7451N2T5G](#) [19180-510](#) [CPDT-5V0USP-HF](#)
[3.0SMCJ33CA-F](#) [3.0SMCJ36A-F](#) [HSPC16701B02TP](#) [D3V3Q1B2DLP3-7](#) [D55V0M1B2WS-7](#) [DESD5V0U1BL-7B](#) [DRTR5V0U4SL-7](#)
[SCM1293A-04SO](#) [ESD200-B1-CSP0201 E6327](#) [SM12-7](#) [SMF8.0A-TP](#) [SMLJ45CA-TP](#) [CEN955 W/DATA](#) [82350120560](#) [VESD12A1A-](#)
[HD1-GS08](#) [CPDUR5V0R-HF](#) [CPDQC5V0U-HF](#) [CPDQC5V0USP-HF](#) [CPDQC5V0-HF](#) [D1213A-01LP4-7B](#) [D1213A-02WL-7](#)
[MMAD1108/TR13](#) [5KP100A](#) [5KP15A](#) [5KP18A](#) [5KP48A](#) [5KP90A](#)