


DESCRIPTION:

The 5KP series of high current uni/bi-directional transient suppressors are designed for A.C. line protection and high power DC bus clamping applications. These devices offer uni/bi-directional port protection from 5.0 volts to 250 volts. They provide a clamping voltage lower than the avalanche voltage. Therefore, any voltage rise due to increased current conduction is contained to a minimum, providing the best possible protection level. They can also be connected in series and/or parallel to create very high capacity protection solutions.



Bi-directional



Uni-directional

Symbol

FEATURES:

- ✧ Low zener impedance.
- ✧ Excellent clamping capability.
- ✧ JEDEC R-6/P-600 Molded Plastic.
- ✧ Repetition rate (duty cycle): 0.01%.
- ✧ Color band denoted cathode except bidirectional.
- ✧ High temperature soldering: 260°C/10s at terminals.
- ✧ Glass passivated chip junction in R-6/P600 package.
- ✧ 5000W Peak Pulse power capability at 10×1000µs waveform.
- ✧ Fast response time: typically less than 1.0ps from 0V to V_{BR} min.

ABSOLUTE MAXIMUM RATINGS ($T_A=25^\circ\text{C}$, RH=45%-75%, unless otherwise noted)

Parameter	Symbol	Value	Unit
Peak pulse power dissipation on 10/1000µs waveform	P_{PP}	5000	W
Peak pulse current of on 10/1000µs waveform	I_{PP}	See next table	A
Steady state power dissipation at $T_L=75^\circ\text{C}$	$P_{M(AV)}$	8	W
Operating junction and Storage temperature range	T_{STG}, T_J	-55 to +150	°C
Peak forward surge current, 8.3ms single half sine-wave	I_{FSM}	400	A

ELECTRICAL CHARACTERISTICS ($T_A=25^\circ\text{C}$)

Part Number		V_R	$I_R@V_R$	$V_{BR}@I_T$		I_T	$V_C@I_{PP}$	$I_{PP}^{\text{①}}$
Uni-Polar	Bi-Polar	V	μA	min(V)	max(V)	mA	max(V)	A
5KP5.0A	5KP5.0CA	5.0	150	6.40	7.00	10	9.2	544.0
5KP6.0A	5KP6.0CA	6.0	100	6.67	7.37	10	10.3	486.0
5KP6.5A	5KP6.5CA	6.5	50	7.22	7.98	10	11.2	448.0
5KP7.0A	5KP7.0CA	7.0	20	7.78	8.60	10	12.0	417.0
5KP7.5A	5KP7.5CA	7.5	10	8.33	9.21	1	12.9	388.0
5KP8.0A	5KP8.0CA	8.0	10	8.89	9.83	1	13.6	367.0
5KP8.5A	5KP8.5CA	8.5	10	9.44	10.40	1	14.4	347.0
5KP9.0A	5KP9.0CA	9.0	10	10.00	11.10	1	15.4	325.0
5KP10A	5KP10CA	10.0	5	11.10	12.30	1	17.0	294.0
5KP11A	5KP11CA	11.0	5	12.20	13.50	1	18.2	275.0
5KP12A	5KP12CA	12.0	2	13.30	14.70	1	19.9	252.0
5KP13A	5KP13CA	13.0	2	14.40	15.90	1	21.5	233.0
5KP14A	5KP14CA	14.0	1	15.60	17.20	1	23.2	216.0
5KP15A	5KP15CA	15.0	1	16.70	18.50	1	24.4	205.0
5KP16A	5KP16CA	16.0	1	17.80	19.70	1	26.0	193.0
5KP17A	5KP17CA	17.0	1	18.90	20.90	1	27.6	181.0
5KP18A	5KP18CA	18.0	1	20.00	22.10	1	29.2	172.0
5KP20A	5KP20CA	20.0	1	22.20	24.50	1	32.4	155.0
5KP22A	5KP22CA	22.0	1	24.40	26.90	1	35.5	141.0
5KP24A	5KP24CA	24.0	1	26.70	29.50	1	38.9	129.0
5KP26A	5KP26CA	26.0	1	28.90	31.90	1	42.1	119.0
5KP28A	5KP28CA	28.0	1	31.10	34.40	1	45.4	110.0
5KP30A	5KP30CA	30.0	1	33.30	36.80	1	48.4	103.0
5KP33A	5KP33CA	33.0	1	36.70	40.60	1	53.3	93.9
5KP36A	5KP36CA	36.0	1	40.00	44.20	1	58.1	86.1
5KP40A	5KP40CA	40.0	1	44.40	49.10	1	64.5	77.6
5KP43A	5KP43CA	43.0	1	47.80	52.80	1	69.4	72.1
5KP45A	5KP45CA	45.0	1	50.00	55.30	1	72.7	68.8
5KP48A	5KP48CA	48.0	1	53.30	58.90	1	77.4	64.7
5KP51A	5KP51CA	51.0	1	56.70	62.70	1	82.4	60.7

ELECTRICAL CHARACTERISTICS ($T_A=25^{\circ}\text{C}$, continued)

Part Number		V_R	$I_R@V_R$	$V_{BR}@I_T$		I_T	$V_C@I_{PP}$	$I_{PP}^{\textcircled{1}}$
Uni-Polar	Bi-Polar	V	μA	min(V)	max(V)	mA	max(V)	A
5KP54A	5KP54CA	54.0	1	60.00	66.30	1	87.1	57.5
5KP58A	5KP58CA	58.0	1	64.40	71.20	1	93.6	53.5
5KP60A	5KP60CA	60.0	1	66.70	73.70	1	96.8	51.7
5KP64A	5KP64CA	64.0	1	71.10	78.60	1	103.0	48.6
5KP70A	5KP70CA	70.0	1	77.80	86.00	1	113.0	44.3
5KP75A	5KP75CA	75.0	1	83.30	92.10	1	121.0	41.4
5KP78A	5KP78CA	78.0	1	86.70	95.80	1	126.0	39.7
5KP85A	5KP85CA	85.0	1	94.40	104.0	1	137.0	36.5
5KP90A	5KP90CA	90.0	1	100.0	111.0	1	146.0	34.3
5KP100A	5KP100CA	100.0	1	111.0	123.0	1	162.0	30.9
5KP110A	5KP110CA	110.0	1	122.0	135.0	1	177.0	28.3
5KP120A	5KP120CA	120.0	1	133.0	147.0	1	193.0	26.0
5KP130A	5KP130CA	130.0	1	144.0	159.0	1	209.0	24.0
5KP150A	5KP150CA	150.0	1	167.0	185.0	1	243.0	20.6
5KP160A	5KP160CA	160.0	1	178.0	197.0	1	259.0	19.3
5KP170A	5KP170CA	170.0	1	189.0	209.0	1	275.0	18.2
5KP180A	5KP180CA	180.0	1	200.0	221.0	1	292.0	17.5
5KP190A	5KP190CA	190.0	1	211.0	233.0	1	310.0	16.5
5KP200A	5KP200CA	200.0	1	224.0	247.0	1	329.2	15.5
5KP210A	5KP210CA	210.0	1	237.0	263.0	1	349.5	14.6
5KP220A	5KP220CA	220.0	1	246.0	272.0	1	371.1	13.7
5KP250A	5KP250CA	250.0	1	277.0	306.0	1	425.0	12.0

$\textcircled{1}$ Surge waveform: 10/1000 μs

V_R : Stand-off Voltage -- Maximum voltage that can be applied V_{BR} :
Breakdown Voltage

V_C : Clamping Voltage -- Peak voltage measured across the suppressor at a specified I_{pp} I_R :
Reverse Leakage Current

RATINGS AND V-I CHARACTERISTICS CURVES ($T_A=25^\circ\text{C}$, unless otherwise noted)

FIG.1:V- I curve characteristics (Uni-directional)

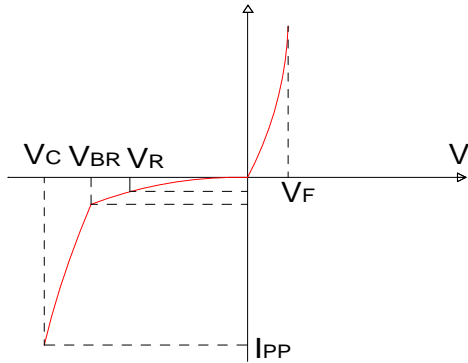


FIG.2:V- I curve characteristics (Bi-directional)

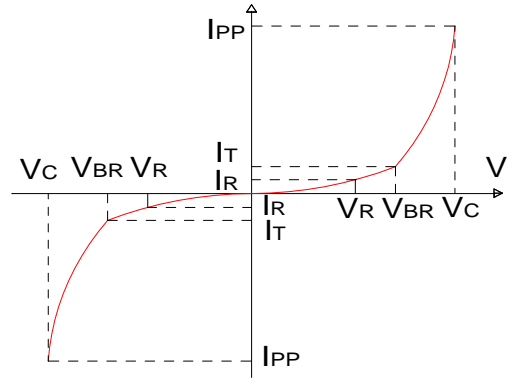


FIG.3: Pulse waveform

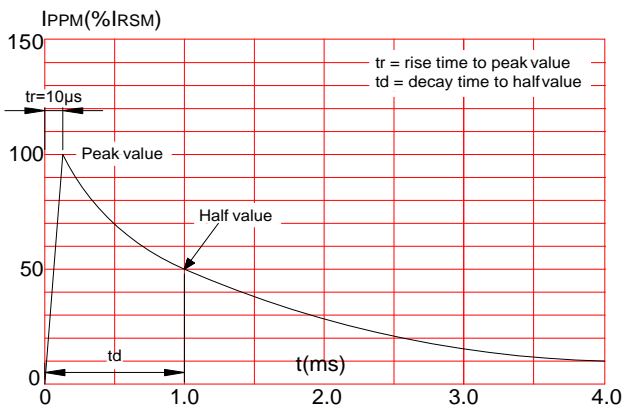
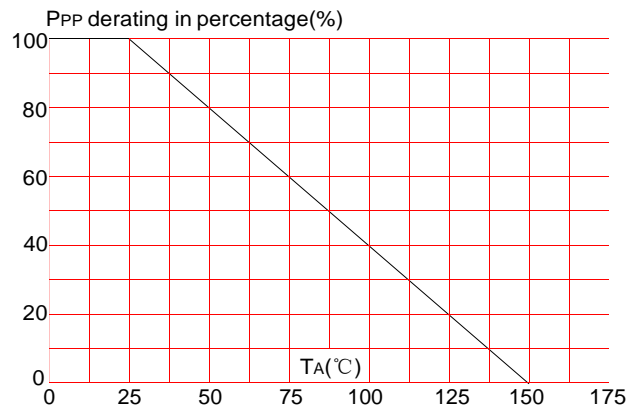
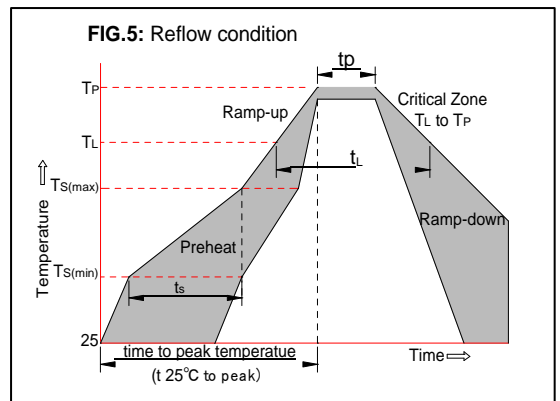


FIG.4: Pulse derating curve

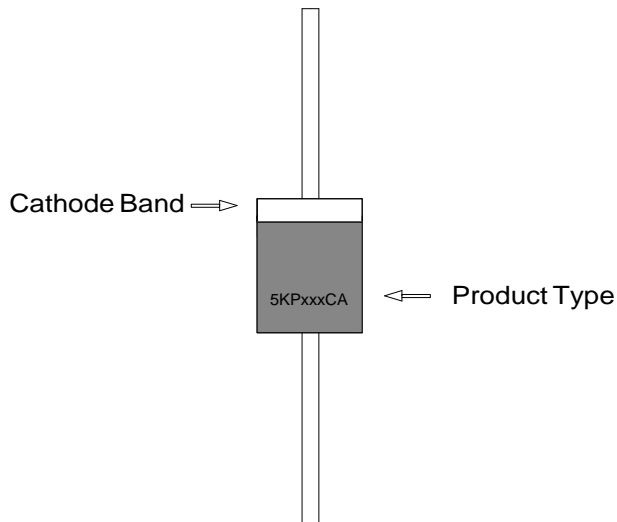


SOLDERING PARAMETERS

Reflow Condition		Pb-Free assembly (see FIG.5)
Pre Heat	-Temperature Min ($T_{s(\min)}$)	+150°C
	-Temperature Max($T_{s(\max)}$)	+200°C
	-Time (Min to Max) (t_s)	60-180 secs.
Average ramp up rate (Liquid us Temp (T_L) to peak)		3°C/sec. Max
$T_{s(\max)}$ to T_L - Ramp-up Rate		3°C/sec. Max
Reflow	-Temperature(T_L)(Liquid us)	+217°C
	-Temperature(t_L)	60-150 secs.
Peak Temp (T_P)		+260(+0/-5)°C
Time within 5°C of actual Peak Temp (t_p)		30 secs. Max
Ramp-down Rate		6°C/sec. Max
Time 25°C to Peak Temp (T_P)		8 min. Max
Do not exceed		+260°C

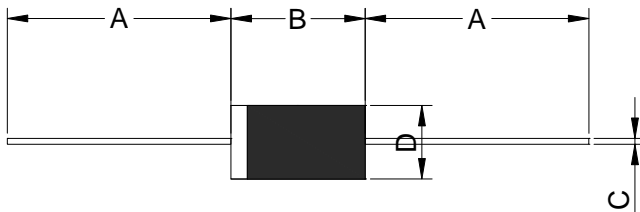


MARKING & ORDERING INFORMATION



5KP XX C A
 (1) (2) (3) (4)
 (1) Series: 5000 watts series
 (2) Reverse Stand-off Voltage
 (3) Bi-directional
 (4) 5% V_{BR} Voltage tolerance

PACKAGE MECHANICAL DATA



Ref.	Dimensions			
	Inches		Millimeters	
	Min.	Max.	Min.	Max.
A	1.000	-	25.40	-
B	0.339	0.370	8.60	9.40
C	0.048	0.052	1.20	1.40
D	0.340	0.360	8.60	9.10

X-ON Electronics

Largest Supplier of Electrical and Electronic Components

Click to view similar products for [ESD Suppressors / TVS Diodes](#) category:

Click to view products by [Bourne](#) manufacturer:

Other Similar products are found below :

[60KS200C](#) [D18V0L1B2LP-7B](#) [D5V0F4U5P5-7](#) [NTE4902](#) [P4KE27CA](#) [P6KE11CA](#) [P6KE8.2A](#) [SA60CA](#) [SA64CA](#) [SMBJ12CATR](#)
[SMBJ33CATR](#) [SMBJ6.5A](#) [SMBJ8.0A](#) [ESD101-B1-02ELS E6327](#) [ESD112-B1-02EL E6327](#) [ESD7451N2T5G](#) [19180-510](#) [CPDT-5V0USP-](#)
[HF](#) [3.0SMCJ33CA-F](#) [3.0SMCJ36A-F](#) [HSPC16701B02TP](#) [JANTX1N6126A](#) [D3V3Q1B2DLP3-7](#) [D55V0M1B2WS-7](#) [SCM1293A-04SO](#)
[ESD200-B1-CSP0201 E6327](#) [SM12-7](#) [CEN955 W/DATA](#) [VESD12A1A-HD1-GS08](#) [CPDQC5V0-HF](#) [D1213A-01LP4-7B](#) [ESD101-B1-02EL](#)
[E6327](#) [AOZ8808DI-03](#) [5KP15A](#) [5KP48A](#) [5KP90A](#) [ESD3V3D7-TP](#) [15KPA36A-LF](#) [P4KE56CA](#) [P4KE68A](#) [P4KE91CATR](#) [P6KE120A](#)
[P6KE13CA](#) [P6KE43CA](#) [P6KE6.8CA](#) [P6KE8.2](#) [P6SMBJ20CA](#) [JANTX1N6072A](#) [SR2835ESKG](#) [SA90CA](#)