

»Features

- Excellent clamping capability
- Low leakage current
- Low capacitance
- High surge capability
- Glass passivated chip
- Epoxy resin package
- Built-in strain relief
- Will not fatigue
- RoHS Compliant
- Fast response time:
typically less than 1.0ps from 0 Volts to V_{BR} min



P600 (R6)

»Mechanical Characteristics

- Package: P600 plastic package.
- Lead Finish: Matte Tin
- Case Material: Epoxy Molding Compound.
- UL Flammability Classification Rating 94V-0
- Moisture Sensitivity: Level 1 per J-STD-020

»Applications

- Telecom
- Computer
- Industrial electronic
- Consumer electronic

»Electrical Parameters

Parameter	Definition
C_J	Junction Capacitance - typical capacitance measured with 0V or V_R bias
I_{PP}	Peak Pulse Current - maximum rated peak impulse current
V_C	Clamping Voltage - Peak voltage measured across the suppressor at a specified I_{ppm} (peak impulse current)
V_{BR}	Breakdown Voltage - Maximum voltage that flows through the TVS at a specified test current (I_T)
I_R	Leakage Current - maximum peak off-state current measured at V_R
V_R	Peak Off-state Voltage - maximum voltage that can be applied while maintaining off state



»Summary of Packing Options

Package	Packing Description	Packing Quantity	Industry Standard
P600	Tape/Box, Box	300	BORN SPEC
	Tape/Reel, 13" reel	800	EIA STD RS-296

»Absolute Maximum Ratings ($T_A=25^\circ\text{C}$ unless otherwise noted)

Parameter	Symbol	Value	Units	Remarks
Peak Pulse Power Dissipation	P_{PPM}	8000	W	(Note1)
Steady State Power Dissipation	P_D	8	W	(Note2)
Peak Forward Surge Current	I_{FSM}	400	A	(Note3)
Maximum Instantaneous Forward Voltage at 100A	V_{FM}	3.5/5	V	(Note4)
Typical Thermal Resistance Junction to Lead	$R_{\theta JL}$	8	$^\circ\text{C/W}$	
Typical Thermal Resistance Junction to Ambient	$R_{\theta JA}$	40	$^\circ\text{C/W}$	
Operating Temperature Range	T_J	-55 to 150	$^\circ\text{C}$	
Storage Temperature Range	T_{STG}	-55 to 150	$^\circ\text{C}$	

Notes1: Non-repetitive current pulse , 10/1000us Waveform.

Notes2: Infinite Heat Sink at $T_L=75^\circ\text{C}$, at 0.375"(9.5mm) lead length, P.C.B. mounted.

Notes3: Measured on 8.3ms single half sine wave or equivalent square wave, duty cycle=4 perminute maximum.

Notes4: For Unidirectional Only, $V_{FM}<3.5\text{V}$ for $V_{BR}\leq 200\text{V}$ and $V_{FM}<5.0\text{V}$ for $V_{BR}\geq 201\text{V}$.

»Electrical Characteristics ($T_A=25^\circ\text{C}$ unless otherwise noted)

Part Number (Uni)	Part Number (Bi)	Reverse Stand off Voltage V_R (Volts)	Breakdown Voltage $V_{BR} @ I_T$ (Volts)		Test Current I_T (mA)	Maximum Clamping Voltage $V_C @ I_{PP}$ (Volts)	Maximum Peak Pulse Current I_{PP} (A)	Maximun Reverse Leakage $I_R @ V_R$ (μA)
			MIN	MAX				
8KP5.0A	8KP5.0CA	5	6.4	7	50	9.2	887	5000
8KP6.0A	8KP6.0CA	6	6.67	7.37	50	10.3	792	5000
8KP6.5A	8KP6.5CA	6.5	7.22	7.98	50	11.2	729	2000
8KP7.0A	8KP7.0CA	7	7.78	8.6	50	12	680	1000
8KP7.5A	8KP7.5CA	7.5	8.33	9.21	5	12.9	632	250
8KP8.0A	8KP8.0CA	8	8.89	9.83	5	13.6	600	150
8KP8.5A	8KP8.5CA	8.5	9.44	10.4	5	14.4	567	50
8KP9.0A	8KP9.0CA	9	10	11.1	5	15.4	530	20
8KP10A	8KP10CA	10	11.1	12.3	5	17	480	15
8KP11A	8KP11CA	11	12.2	13.5	5	18.2	448	2
8KP12A	8KP12CA	12	13.3	14.7	5	19.9	410	2
8KP13A	8KP13CA	13	14.4	15.9	5	21.5	380	2
8KP14A	8KP14CA	14	15.6	17.2	5	23.2	352	2
8KP15A	8KP15CA	15	16.7	18.5	5	24.4	334	2
8KP16A	8KP16CA	16	17.8	19.7	5	26	314	2
8KP17A	8KP17CA	17	18.9	20.9	5	27.6	296	2
8KP18A	8KP18CA	18	20	22.1	5	29.2	280	2
8KP20A	8KP20CA	20	22.2	24.5	5	32.4	252	2
8KP22A	8KP22CA	22	24	26.9	5	35.5	230	2
8KP24A	8KP24CA	24	26.7	29.5	5	38.9	210	2
8KP26A	8KP26CA	26	28.9	31.9	5	42.1	194	2

»Electrical Characteristics (T_A=25°C unless otherwise noted)

Part Number (Uni)	Part Number (Bi)	Reverse Stand off Voltage V _R (Volts)	Breakdown Voltage V _{BR} @ I _T (Volts)		Test Current I _T (mA)	Maximum Clamping Voltage V _C @ I _{PP} (Volts)	Maximum Peak Pulse Current I _{PP} (A)	Maximun Reverse Leakage I _R @ V _R (μA)
			MIN	MAX				
8KP28A	8KP28CA	28	31.1	34.4	5	45.4	180	2
8KP30A	8KP30CA	30	33.3	36.8	5	48.4	169	2
8KP33A	8KP33CA	33	36.7	40.6	5	53.3	153	2
8KP36A	8KP36CA	36	40	44.2	5	58.1	140	2
8KP40A	8KP40CA	40	44.4	49.1	5	64.5	127	2
8KP43A	8KP43CA	43	47.8	52.8	5	69.4	118	2
8KP45A	8KP45CA	45	50	55.3	5	72.7	112	2
8KP48A	8KP48CA	48	53.3	58.9	5	77.4	105	2
8KP51A	8KP51CA	51	56.7	62.7	5	82.4	99	2
8KP54A	8KP54CA	54	60	66.3	5	87.1	94	2
8KP58A	8KP58CA	58	64.4	71.2	5	93.6	87	2
8KP60A	8KP60CA	60	66.7	73.7	5	96.8	84	2
8KP64A	8KP64CA	64	71.1	78.6	5	103	79	2
8KP70A	8KP70CA	70	77.8	86	5	113	72	2
8KP75A	8KP75CA	75	83.3	92.1	5	121	67	2
8KP78A	8KP78CA	78	86.7	95.8	5	126	65	2
8KP85A	8KP85CA	85	94.4	104	5	137	60	2
8KP90A	8KP90CA	90	100	111	5	146	56	2
8KP100A	8KP100CA	100	110	123	5	162	50	2
8KP110A	8KP110CA	110	122	135	5	177	46	2
8KP120A	8KP120CA	120	133	147	5	193	42	2
8KP130A	8KP130CA	130	144	159	5	209	39.0	2
8KP150A	8KP150CA	150	167	185	5	243	33.6	2
8KP160A	8KP160CA	160	178	197	5	259	31.5	2
8KP170A	8KP170CA	170	189	209	5	275	29.6	2
8KP180A	8KP180CA	180	200	221	5	292	28.0	2
8KP190A	8KP190CA	190	211	233	5	310	26.4	2
8KP200A	8KP200CA	200	222	246	5	329.2	24.8	2
8KP210A	8KP210CA	210	233	258	5	349.5	23.4	2
8KP220A	8KP220CA	220	244	270	5	371.1	21.9	2
8KP250A	8KP250CA	250	277	306	5	425	19.2	2

»Rating And Characteristic Curves ($T_A=25^\circ\text{C}$ unless otherwise noted)

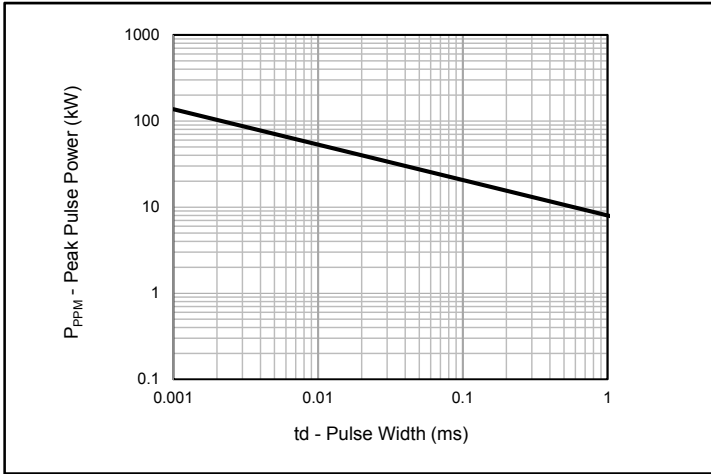


Fig.1 - Peak Pulse Power Rating

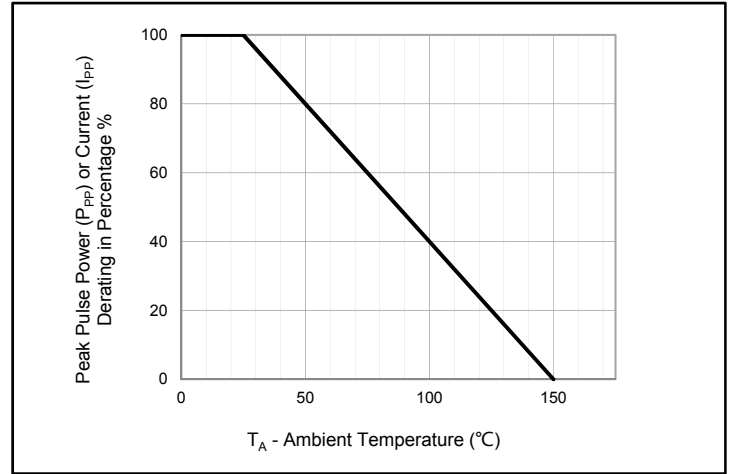


Fig.2 - Pulse Derating Curve

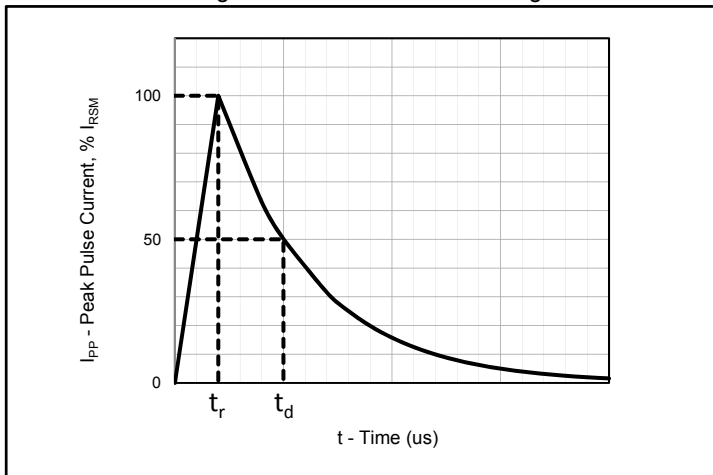


Fig.3 - Pulse Waveform

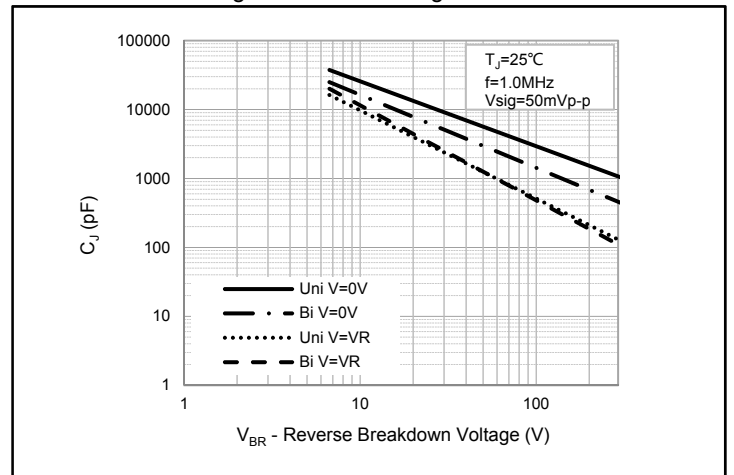


Fig.4 - Typical Junction Capacitance

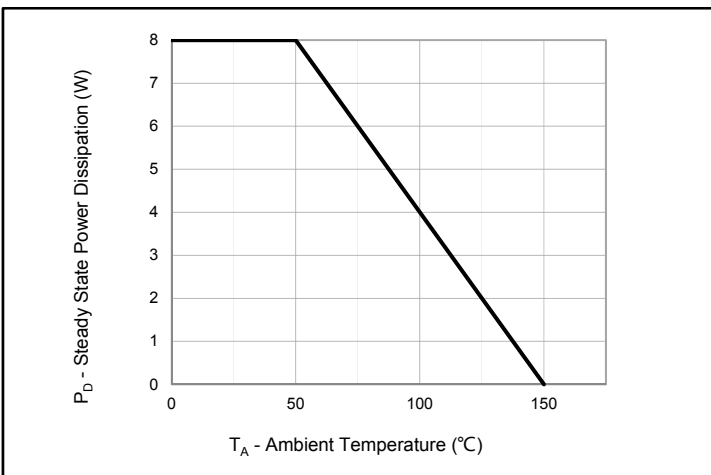


Fig.5 - Steady State Power Dissipation Derating Curve

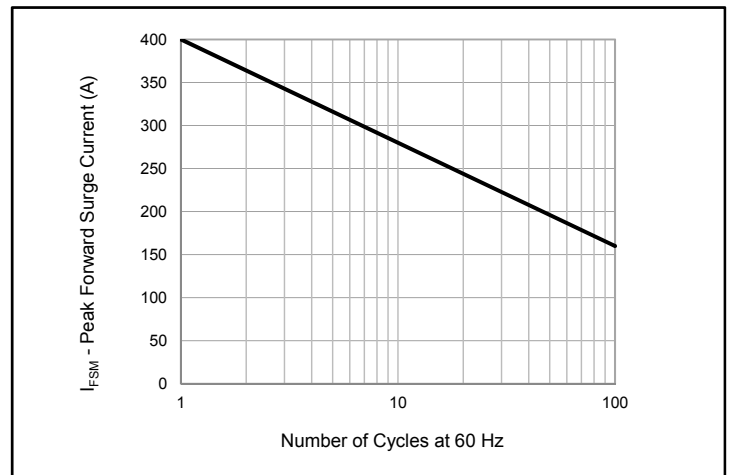
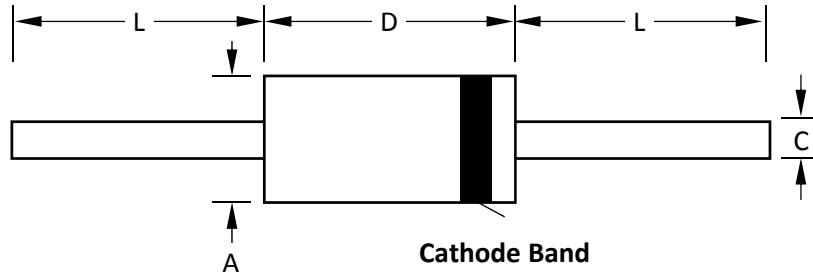


Fig.6 - Maximum Non-Repetitive Peak Forward Surge Current
Uni-Directional Only

»Package Dimensions



P600						
Dimension	Inches			Millimeters		
	MIN	NOM	MAX	MIN	NOM	MAX
A	0.339		0.358	8.6		9.1
C	0.048		0.052	1.22		1.32
D	0.339		0.358	8.6		9.1
L	1		-	25.4		-

X-ON Electronics

Largest Supplier of Electrical and Electronic Components

Click to view similar products for [ESD Suppressors / TVS Diodes](#) category:

Click to view products by [Bourne](#) manufacturer:

Other Similar products are found below :

[60KS200C](#) [D18V0L1B2LP-7B](#) [D5V0F4U5P5-7](#) [NTE4902](#) [P4KE27CA](#) [P6KE11CA](#) [P6KE8.2A](#) [SA60CA](#) [SA64CA](#) [SMBJ12CATR](#)
[SMBJ33CATR](#) [SMBJ6.5A](#) [SMBJ8.0A](#) [ESD101-B1-02ELS E6327](#) [ESD112-B1-02EL E6327](#) [ESD7451N2T5G](#) [19180-510](#) [CPDT-5V0USP-](#)
[HF](#) [3.0SMCJ33CA-F](#) [3.0SMCJ36A-F](#) [HSPC16701B02TP](#) [JANTX1N6126A](#) [D3V3Q1B2DLP3-7](#) [D55V0M1B2WS-7](#) [SCM1293A-04SO](#)
[ESD200-B1-CSP0201 E6327](#) [SM12-7](#) [CEN955 W/DATA](#) [VESD12A1A-HD1-GS08](#) [CPDQC5V0-HF](#) [D1213A-01LP4-7B](#) [ESD101-B1-02EL](#)
[E6327](#) [AOZ8808DI-03](#) [5KP15A](#) [5KP48A](#) [5KP90A](#) [ESD3V3D7-TP](#) [15KPA36A-LF](#) [P4KE56CA](#) [P4KE68A](#) [P4KE91CATR](#) [P6KE120A](#)
[P6KE13CA](#) [P6KE43CA](#) [P6KE6.8CA](#) [P6KE8.2](#) [P6SMBJ20CA](#) [JANTX1N6072A](#) [SR2835ESKG](#) [SA90CA](#)